

COLUSA UNIFIED SCHOOL DISTRICT

745 Tenth Street

Colusa, CA 95932

(530) 458-7791 FAX (530) 458-4030

AGENDA

Board of Trustees Regular Meeting DISTRICT OFFICE CONFERENCE ROOM

February 9, 2016

6:00 p.m. Open Session with Closed Session to Follow

**PUBLIC COPY OF BOARD PACKET IS AVAILABLE FOR INSPECTION
AT THE CUSD DISTRICT OFFICE LOCATED AT 745 TENTH ST., COLUSA**

All meetings of the Governing Board are open to the general public, with the exception of the Closed Sessions, which are held to consider those items specifically exempt under the Ralph M. Brown Act. Anyone planning to attend a meeting who has a disability and needs special assistance should call the Superintendent's Office, 458-7791, at least 3 days in advance to make special arrangements.

Spanish translation is available at Regular Session Board Meetings. To arrange for translation services, please call the Superintendent's Office, 458-7791, at least 3 days in advance. [Se ofrece traducción en Español para la junta regular de la mesa directiva. Para solicitar servicios de traducción al español, por favor llame a la Oficina del Superintendente, al 458-7791, con 3 días de anticipación por lo menos.]

6:00 P.M. OPEN SESSION

A. Call to Order

B. Pledge of Allegiance

C. Hearing of Public for items on the Agenda

The Board encourages public comment concerning any item of importance and will recognize requests to speak before the item is discussed or voted upon. To assure your right to address any action item, please notify the Superintendent's Office of your desire to speak by noon of the day prior to the Board Meeting. Those requesting to address the Board in advance will be granted up to five minutes to speak. Others will be limited to a total of three minutes.

D. Hearing of Public for items not on the Agenda

The Board encourages public comment concerning any item of importance and will recognize requests to speak on items not appearing on the Agenda. Speakers should be aware that the board may not be prepared to comment on the issues they raise, but may request those items to be properly agendaized for inclusion in the discussions at a future meeting. Those requesting to address the Board in advance will be granted up to five minutes to speak. Others will be limited to a total of three minutes.

E. Reports:

1. Recognitions & Celebrations

2. Student Report – CHS Student Representative

3. President's Report

a. Board of Trustee Time – *this is the time for individual Trustees to report on their Committee's activities and to specify any items they would like to see on the agenda for the next meeting*

1. CRAF – Charles Yerxa

2. Friends of Music – Lincoln Forry & Terry Bressler

3. Friends of Ag – Kathie Whitesell & Kelli Griffith-Garcia

4. SELPA – Kathie Whitesell & Terry Bressler

5. Grounds – Lincoln Forry

b. Site Visits

4. Superintendent's Report
 - a. Improving Achievement (*standing item*)
 1. LCAP Recommendations from the Board
 - a. Staffing Recommendations for 2016-17
 - b. Teacher Recruiting Update
 2. Discussion Regarding California Healthy Kids Survey
 3. Memorandum of Understanding with CCOE Regarding CTE Incentive Grant
 4. Summer School
 - b. Management (*standing item*)
 1. Bond Projects Update
 2. Developer Fee Update
 3. SB277 Discussion
 4. Possible Change to SELPA Funding Formula
 - c. Budget (*standing item*)
 1. Enrollment
5. Principal's Report – Clair Toth
- F. CSEA (California School Employees Assn.) Representative's Report
- G. CEA (Colusa Educators Association) Representative's Report
- H. Information/Discussion/Possible Action Items
 1. Consider Approval of Resolution #2015.16.05 – Adopting Compatibility, Uniformity & Standardization for Analog Addressable, Fire Alarm with Emergency Voice System
 2. Consider Approval of Stipend for CHS Counselor
 3. Consider Approval of Ag Truck Purchase
 4. Consider Approval of Board Policies & Administrative Regulations:
 - a. First Reading of BP 2121 – Superintendent's Contract
 - b. First Reading of BP 4030 – Nondiscrimination in Employment
 - c. First Reading of AR 4030 – Nondiscrimination in Employment
 - d. First Reading of BP 4121 – Temporary/Substitute Personnel
 - e. First Reading of AR 4261.1 – Personal Illness/Injury Leave
 - f. First Reading of BP 5111.1 – District Residency
 - g. First Reading of AR 5111.1 – District Residency
 - h. First Reading of BP 5141 – Health Care & Emergencies
 - i. First Reading of AR 5141 – Health Care & Emergencies
 - j. First Reading of BP 6142.1 – Sexual Health & HIV/Aids Prevention Instruction
 - k. First Reading of AR 6142.1 – Sexual Health & HIV/Aids Prevention Instruction
 - l. First Reading of BP 6146.1 – High School Graduation Requirements
 - m. First Reading of BP 6152.1 – Placement in Mathematics Courses
 - n. First Reading of BP 6173 – Education for Homeless Children
 - o. First Reading of AR 6173 – Education for Homeless Children
 - p. First Reading of AR 6173.1 – Education for Foster Youth
 - q. First Reading of BP 6179 – Supplemental Instruction
 - r. First Reading of BB 9150 – Student Board Members
 - s. First Reading of AR 4032 – Reasonable Accommodation
 - t. First Reading of BP 4119.11/4219.11/4319.11 – Sexual Harassment
 - u. First Reading of BP 5117 – Interdistrict Attendance
 - v. First Reading of BP 5123 – Promotion/Acceleration/Retention
 - w. First Reading of AR 5125 – Student Records

- x. First Reading of BP 6142.92 – Mathematics Instruction
- y. First Reading of BP 6177 – Summer Learning Programs
- 5. Warrants: Batch 2015-16 #25-28

I. Motion to Approve Items on the Consent Action Agenda

- 1. Consider Approval of Consent Agenda: Regular and Customary Business Items:
 - a. January 12, 2016 Meeting Minutes
 - b. January 29, 2016 Special Meeting Minutes
 - c. 2015-16 CSEA Tentative Agreement
 - d. 2015-16 CSEA Salary Schedule
 - e. CSEA Job Description for Administrative Assistants
 - f. 2015-16 AB1200 Public Disclosure of Collective Bargaining Agreement for CSEA
 - g. 2015-16 2nd Interim Report
 - h. General Fund 01 Budget Revision
 - i. Surplus Equipment – School Bus
 - j. Personnel Assignment Order #2015-2016 #8
 - k. January Payroll
 - l. ASB Financial Statement


J. Hearing of Public for Matters on Closed Session Agenda

K. Adjourn to Closed Session to consider and/or take action upon any of the following items:

- 1. Student Matters:
 - a. Out-of-School Suspensions (*Standing item-information*)
 - b. Inter-District Transfers (*Standing item-information*)
- 2. Personnel Matters:
 - a. Public Employment
 - 1. 2015-2016 New Hires
 - b. Public Employee Discipline/Dismissal/Release/Resignations
 - 1. Resignations
- 3. Negotiations:
 - Instructions to District Negotiators (*Executive Session of School Board and its designated representatives for the purpose of discussing its position regarding matters within the scope of representation and instructing its designated representatives*)

L. Reconvene Open Session

M. Adjournment of the Meeting



CUSD 2016/2017 Staffing Proposal

Presuming all current positions scheduled to be vacated at the end of the school year will be filled as normal.

Prioritized list of positions recommended during Leadership and Admin Team meetings:

Site / Dept.	Position to Add	Justification / Mission Fit	Yearly Cost
CHS	1.0 FTE ELA Teacher	Increase Achievement Intervention / Prevention Instructional Improvement Smaller Class Size ¹	\$72,000
EMS	1.0 FTE 4 th Grade Teacher ² 0.5 FTE PE Teacher ³ 1.0 FTE ELD Teacher ⁴	***** As above Improved focus	\$180,000
BPS	0.5 FTE PE Teacher ³ 1.0 FTE ELD Teacher ⁴	***** As above Improved focus	\$144,000
			\$296,000

1. CHS has an incoming class of 117 and a graduating class of 79, a net gain of 38 students.
2. EMS will have 4th grade classes of nearly 30 unless we hire an additional teacher.
3. PE teacher will assist with interventions and add flexibility to scheduling, insuring the core academic instructional time is uninterrupted.
4. The data is clear that while overall achievement is going up, a significant gap remains. Actions and spending specifically targeting our FRPL, ELL and Minority students is mandatory by LCAP/LCFF regulation.

CALIFORNIA HEALTHY KIDS SURVEY



Colusa Unified Secondary 2015-2016 Main Report

This report was prepared by WestEd, a research, development, and service agency, in collaboration with Duerr Evaluation Resources, under contract from the California Department of Education Coordinated School Health and Safety Office. For contract information, contact:

Hilva Chan
California Department of Education
Coordinated School Health and Safety Office
1430 N Street
Sacramento, CA 95814
hchan@cde.ca.gov

Recommended citation:

Colusa Unified School District. *California Healthy Kids Survey, 2015-16: Main Report*. San Francisco: WestEd Health & Human Development Program for the California Department of Education.

Contents

Page

List of Tables	ii
PREFACE	vi
Survey Module Administration	1
A. Core Module Results	2
1. Survey Sample	2
2. Summary of Key Indicators	3
3. Demographics	4
4. School Performance, Supports, and Engagements	10
5. School Violence, Victimization, and Safety	19
6. Alcohol and Other Drug Use	23
7. Tobacco Use	33
8. Other Physical and Mental Health Risks	39
9. Race/Ethnic Breakdowns	41
10. Gender Breakdowns	44
K. Resilience & Youth Development Module	48
1. Module Sample	48
2. Environmental Assets	49
3. Internal Assets	55
M. School Climate Module	59
1. Module Sample	59
2. Supports for Learning & Student Academic Engagement	60
3. Fairness and Respect for Diversity	64
4. Disciplinary Environment	67
5. Student Peer Relationships	69
6. Social and Emotional Learning	70
7. School Anti-Bullying Climate	72
8. Facilities Physical Environment	74
9. Scheduled Lunch	75

List of Tables

	Page
Survey Module Administration	1
1 CHKS Survey Modules Administered	1
A. Core Module Results	2
1. Survey Sample	2
A1.1 Student Sample Characteristics	2
2. Summary of Key Indicators	3
A2.1 Key Indicators of School Climate and Student Well-Being	3
3. Demographics	4
A3.1 Age of Sample	4
A3.2 Gender of Sample	4
A3.3 Hispanic or Latino	4
A3.4 Race	5
A3.5 Living Situation	5
A3.6 Highest Education of Parents	6
A3.7 Free or Reduced Price Meals Eligibility	6
A3.8 Participation in Migrant Education Program, Past 3 Years	7
A3.9 Language Spoken at Home	7
A3.10 English Language Proficiency	8
A3.11 Number of Days Attending Afterschool Program	9
A3.12 Sexual Identification	9
A3.13 Military Connections	9
4. School Performance, Supports, and Engagements	10
A4.1 Grades, Past 12 Months	10
A4.2 Truancy, Past 12 Months	10
A4.3 Reasons for Absence	11
A4.4 School Developmental Supports, Connectedness, and Academic Motivation	12
A4.5 School Connectedness Scale Questions	13
A4.6 Academic Motivation Scale Questions	14
A4.7 School Developmental Supports Scale Questions	15
A4.7 School Developmental Supports Scale Questions - Continued	16
A4.8 Parent Involvement in School	17
A4.9 Quality of School Physical Environment	18
5. School Violence, Victimization, and Safety	19
A5.1 Perceived Safety at School	19
A5.2 Verbal Harassment	19
A5.3 Violence and Victimization on School Property, Past 12 Months	20
A5.4 Reasons for Harassment on School Property, Past 12 Months	21
A5.5 Property Damage on School Property, Past 12 Months	22
A5.6 Weapons Possession on School Property, Past 12 Months	22

6. Alcohol and Other Drug Use	23
A6.1 Summary Measures of Level of AOD Use	23
A6.2 Lifetime AOD Use	24
A6.2 Lifetime AOD Use – Continued	25
A6.3 Summary of AOD Lifetime Use	26
A6.4 Current AOD Use, Past 30 Days	27
A6.5 Frequency of Current AOD Use, Past 30 Days	28
A6.6 Lifetime Drunk or “High”	29
A6.7 Cessation Attempts	29
A6.8 Drinking While Driving	30
A6.9 Lifetime Drunk or “High” on School Property	30
A6.10 Current AOD Use on School Property, Past 30 Days	31
A6.11 Perceived Harm and Availability	32
7. Tobacco Use	33
A7.1 Summary of Key CHKS Tobacco Indicators	33
A7.2 Lifetime Tobacco Use	34
A7.3 Any Current Use and Daily Use	35
A7.4 Current Smoking on School Property, Past 30 Days	36
A7.5 Cigarette Smoking Cessation Attempts	37
A7.6 Personal Disapproval of Peer Cigarette Smoking, One or More Packs A Day	37
A7.7 Perceived Harm of Cigarette Smoking and Difficulty of Obtaining Cigarettes	38
8. Other Physical and Mental Health Risks	39
A8.1 Cyber Bullying, Past 12 Months	39
A8.2 Alone After School	39
A8.3 Eating of Breakfast	40
A8.4 Chronic Sad or Hopeless Feelings, Past 12 Months	40
A8.5 Seriously Considered Attempting Suicide, Past 12 Months	40
A8.6 Gang Involvement	40
9. Race/Ethnic Breakdowns	41
A9.1 School Supports and Connectedness by Race/Ethnicity - 7th Grade	41
A9.2 School Supports and Connectedness by Race/Ethnicity - 9th Grade	41
A9.3 School Supports and Connectedness by Race/Ethnicity - 11th Grade	42
A9.4 School Supports and Connectedness by Race/Ethnicity - Non-Traditional	42
A9.5 Current Cigarette Smoking by Race/Ethnicity	43
10. Gender Breakdowns	44
A10.1 School Developmental Supports, Connectedness, and Academic Motivation by Gender	44
A10.2 Selected Alcohol and Drug Use Measures by Gender	45
A10.3 Selected Tobacco Use Measures by Gender	46
A10.4 School Safety–Related Indicators by Gender	46
A10.5 Physical and Mental Health Measures by Gender	47
K. Resilience & Youth Development Module	48
1. Module Sample	48

K1.1	Student Sample for Resilience & Youth Development Module	48
2.	Environmental Assets	49
K2.1	Summary of Resilience-Promoting Protective Factors (Developmental Supports) . . .	49
K2.2	Peer Environmental Asset Scale Questions	50
K2.3	Home Environmental Asset Scale Questions	51
K2.3	Home Environmental Asset Scale Questions – Continued	52
K2.4	Community Environmental Asset Scale Questions	53
K2.4	Community Environmental Asset Scale Questions – Continued	54
3.	Internal Assets	55
K3.1	Summary of Internal Strengths	55
K3.2	Internal Strength Scale Questions	56
K3.2	Internal Strength Scale Questions – Continued	57
K3.2	Internal Strength Scale Questions – Continued	58
M.	School Climate Module	59
1.	Module Sample	59
M1.1	Student Sample for School Climate Module	59
2.	Supports for Learning & Student Academic Engagement	60
M2.1	Supports for Learning	60
M2.1	Supports for Learning – Continued	61
M2.1	Supports for Learning – Continued	62
M2.2	Student Academic Mindset and Learning Engagement	63
3.	Fairness and Respect for Diversity	64
M3.1	Fairness and Respect	64
M3.2	Respect for Diversity	65
M3.2	Respect for Diversity – Continued	66
4.	Disciplinary Environment	67
M4.1	Consistency and Clarity of Rules and Expectations	67
M4.2	Disciplinary Harshness	68
5.	Student Peer Relationships	69
M5.1	Peer Caring Relationships	69
6.	Social and Emotional Learning	70
M6.1	Supports for Social and Emotional Learning	70
M6.1	Supports for Social and Emotional Learning – Continued	71
7.	School Anti-Bullying Climate	72
M7.1	School Responses to Bullying	72
M7.1	School Responses to Bullying – Continued	73
8.	Facilities Physical Environment	74
M8.1	Quality of Physical Environment	74

9. Scheduled Lunch	75
M9.1 Scheduled Lunch at School	75

PREFACE

NEW FEATURE

The list of content sections and table names at the beginning of the digital report have been hyperlinked to the tables. Click on the title of a content section or a table and you will be automatically directed to the actual content section or table in the report.

This report provides the detailed results for each question from this school/district's 2015–16 *California Healthy Kids Survey* (CHKS), presented in tables organized by topic.

The CHKS, along with its two companion surveys—*California School Climate Survey* (CSCS) for staff and the *California School Parent Survey* (CSPS)—is a service of the California Department of Education (CDE). These three surveys form the *California School Climate, Health, and Learning Surveys (Cal-SCHLS) System*, the largest, most comprehensive effort in the nation to assess students, staff, and parents at the local level on a regular basis to provide key data on school climate, learning supports and barriers, and stakeholder engagement, as well as overall youth development, health, and well-being. The surveys provide a wealth of information to guide school improvement efforts and your Local Control and Accountability Plan (LCAP), particularly in regard to the state priorities of enhancing school climate, pupil engagement, and parent involvement.

Factsheets, guidebooks, and other resources to help in understanding and using survey results are available for downloading from the survey website: chks.wested.org. The California Safe and Supportive Schools website also provides a wealth of information and tools helpful in implementing effective strategies that address the needs identified by the survey in regard to school climate improvement and promoting social-emotional learning. Particularly valuable in regard to LCAP efforts are *Making Sense of School Climate* (californias3.wested.org/resources/S3_schoolclimateguidebook_final.pdf) and *Helpful Resources for Local Control and Accountability Plans, 2014-15* (chks.wested.org/resources/LCAP_Cal_SCHLS.pdf).

The Cal-SCHLS Technical Assistance Center offers workshops to help in identifying local needs and developing action plans to meet those needs, including a Listening to Students Workshop for involving student voice in the process (see below).

SURVEY PURPOSE

The California Department of Education (CDE) has funded the CHKS since 1997 to provide data that would assist schools in: (1) fostering positive school climates and engagement in learning; (2) preventing youth health-risk behaviors and other barriers to academic achievement; and (3) promoting positive youth development, resilience, and well-being. A thorough understanding of the scope and nature of youth behaviors, attitudes, and learning conditions is essential to guide school improvement efforts and to also develop effective prevention, health, and youth development programs. These surveys grew out of CDE's commitment to helping schools promote the successful cognitive, social, and emotional development of all students and create more positive, engaging school environments for students, staff, and parents.

SURVEY CONTENT OVERVIEW

The secondary-school CHKS consists of a required general Core Module and a series of optional, supplementary topic-focused modules that districts can elect to administer. Districts may also add their own questions of local interest in a custom module. Table 1 indicates the modules administered by the district/school.

The Core Module consists of a broad range of key questions, identified by an expert advisory committee, that are considered most important for schools to administer to guide improvement of academic, health, and prevention programs and the promotion of student achievement, positive development, and well-being. The primary focus of the Core Module is assessing student perceptions and experiences related to school climate and engagement, learning supports, and health-related, non-academic learning barriers (e.g., substance use, bullying and violence, and poor physical and mental health). To further support school improvement efforts and the LCAP process, a supplementary School Climate Module is also available.

School-Related Core Content

The great majority of all questions on the CHKS Core are school-specific. The survey provides self-reported data on:

- Student grades, truancy, reasons for missing school, learning motivation, and school connectedness, as indicators of engagement;
- The levels of students' three fundamental developmental supports (protective factors) that promote positive academic, social, and emotional outcomes: experiences of caring adult relationships, high expectations, and opportunities for meaningful participation at school;
- Perceived safety and the frequency of, type, and reasons for, harassment and bullying at school; and
- Levels of violence, substance use, and crime-related behavior (e.g., weapons possession) at school.

Supplementary School Climate Module

A supplementary School Climate Module provides additional data on student academic mindset, school academic supports, discipline/order, supports for social-emotional learning, bullying prevention and positive peer relationships, respect for diversity, and the quality of the physical environment (download from chks.wested.org/administer/supplemental1#clim). A companion Learning Conditions module can be added to the staff survey to compare their perceptions on the same constructs.

SURVEY ADMINISTRATION AND SAMPLING

School staff administered the survey, following detailed instructions provided by CDE that were designed to assure the protection of all student and parental rights to privacy and to maintain confidentiality. Students were surveyed only with the consent of parents or guardians. Each student's participation was voluntary, anonymous, and confidential. Table A1.1 gives the target sample of students and the final number and percent of students who completed the survey (the participation response rate).

THE REPORT

The tables in the Main Report, organized by topic, provide the percentages responding to each question response option by grade level. Because it is just as important to identify the positive behaviors of youth as it is to identify the risks they face, the tables reporting risk-behavior data include the percentages of youth who responded negatively (did not engage in the behavior).

Racial/Ethnic Subgroup Results

Several tables are useful for helping districts identify and address student needs related to closing the state's persistent racial/ethnic achievement gap. On the CHKS, students are asked to indicate their racial/ethnic identity and to report whether they have experienced harassment because of their race/ethnicity. Summary tables provide key findings (e.g., harassment, developmental supports, school connectedness) disaggregated by race/ethnic categories. Schools can request supplementary reports disaggregating all their CHKS results by the race/ethnicity of students.

UNDERSTANDING AND USING THE DATA

Among the tools available to help in understanding and using the survey results, especially for LCAP implementation and monitoring, *Making Sense of School Climate* provides a discussion of all the Cal-SCHLS survey items that relate to school climate (download californias3.wested.org/resources/S3_school/climateguidebook_final.pdf)

Care must be taken to understand the factors that can impact the quality, validity, and generalizability of the results, such as changes that occur in survey content, administration, and/or sample characteristics between administrations. The following are a few of the key issues that should be kept in mind. A more detailed discussion of these topics can be found in the *CHKS Guidebook to Data Use and Dissemination* (download chks.wested.org/resources/chks_guidebook_3_datause.pdf).

Sample Characteristics

Among the most important factors affecting the quality of survey results is the level and type of student participation. The validity and representativeness of the results will be adversely affected if the student response rate is lower than 60%. One indication of the survey's representativeness is how accurately the sample reflects the gender and ethnic composition of the student enrollment. Even if the response rate is low, the results provide an indication of what those students who did respond felt about the school and their experiences and behavior.

Changes Between Survey Administrations

Many factors besides real changes in behavior, attitudes, or experiences among students may account for changes in results from administration to administration. Changes may be due to differences over time in the characteristics or size of the sample of students who completed the survey, changes in the questions themselves, or differences between time periods in which the survey was administered (e.g., some risk behaviors tend to increase as students age, or may increase during holidays or social events).

NEXT STEPS

Receiving this report is just a beginning step in a data-driven decision-making process. The results of this student survey should be compared to those obtained from the Cal-SCHLS surveys of school staff and parents. It is important to determine how consistent are student, staff, and parent perceptions and experiences.

CHKS results will also be enriched if analyzed in the context of other data typically collected by schools that relate to the variables assessed, such as discipline referrals, school demographic information, school vandalism costs, and behavioral observations in classrooms.

The following actions, which can be requested as custom services (additional fees apply), will help in fostering effective use of the results to support school and program improvement efforts and the LCAP process.

Request School Reports

If the schools in the district vary significantly in demographics, programs, or other characteristics, consider requesting individual reports for each school (a fee applies). Two types of reports are available:

- A full report with all the survey results.
- A short, user-friendly, graphic **School Climate Report Card** that provides results across eight domains of school climate and provides an overall **School Climate Index** score based on those domains. (View a sample report: visit californias3.wested.org/resources/California_State_SCRC_1314.pdf).

Request District School Climate Report Card

For districts that survey all their schools, a district-level School Climate Report Card that aggregates all their results across eight domains can also be requested. This is a powerful, useful tool for guiding efforts to meet the school climate and pupil engagement priorities for the Local Control and Accountability Plan.

Request Disaggregated Report or Analyses

The staff of the Regional TA Centers can produce full reports that look at how results vary by demographic subgroups (e.g., race/ethnicity as discussed above, or by youth who are low in academic motivation compared those who are high). This is particularly important given the LCAP requirement the districts identify and address the needs of underserved subgroups.

Engage Students, Staff, and Parents in an Action Planning Process

Engage students, staff, and parents in reviewing and exploring the meaning of the results and obtain their input into how the school might better meet the needs identified and the development of a detailed action plan. This communicates to stakeholders that you value their input into how to improve the school and gives them an opportunity for meaningful participation. This helps enhance school connectedness among students and parent involvement, two of the LCAP priorities. It will also promote higher rates of participation the next time the survey is administered, as stakeholders will see how the data has been used for positive purposes.

On request, Cal-SCHLS staff can conduct a structured group Listening to Students Workshop designed

to explore with students, as staff observe, the meaning of survey results and obtain their input on how to address the needs identified by the survey. Cal-SCHLS staff also can conduct a Data Use Action Planning Workshop designed to identify local needs based on the survey results and engage stakeholders in developing a detailed plan and timetable for meeting those needs using evidence-based strategies. For more information, contact your Cal-SCHLS Technical Assistance Center (call 888.841.7536 or email schoolclimate@wested.org). See also: californias3.wested.org/workshops.

ACKNOWLEDGMENTS

The CHKS and this report were developed by WestEd, in collaboration with Duerr Evaluation Resources, under contract from the California Department of Education Coordinated School Health and Safety Office. For more information, call the toll-free helpline at 888.841.7536, or visit the website at chks.wested.org.

Gregory Austin, Ph.D.
CHKS/CSCS Director, WestEd

Tom Herman
Administrator, Coordinated School Health and Safety Office
California Department of Education

Survey Module Administration

Table 1

CHKS Survey Modules Administered

Survey Module	Administered
A. Core (Required)	X
B. Alcohol and Other Drugs (AOD) Module	
C. Building Healthy Communities (BHC) Module	
D. CalMHSA Module	
E. Closing the Achievement Gap (CTAG) Module	
F. District Afterschool Module (DASM)	
G. Drug Free Communities (DFC) Module	
H. Gang Risk Awareness Module	
I. Military Connected School Module	
J. Physical Health & Nutrition Module	
K. Resilience & Youth Development Module	X
L. Safety & Violence Module	
M. School Climate Module	X
N. Sexual Behavior Module	
O. Social Emotional Health Module	
P. Tobacco Module	
Q. Gender & Sex-Based Harassment Module (New This Year)	
Z. Custom Questions	

Core Module Results

1. Survey Sample

Table A1.1
Student Sample Characteristics

	Grade 7	Grade 9	Grade 11	NT ^A
<i>Student Sample Size</i>				
Target sample	106	102	93	18
Final number	101	92	81	12
Average Response Rate	95%	90%	87%	67%

Note: ^ANT includes continuation, community day, and other alternative school types.

2. Summary of Key Indicators

Table A2.1

Key Indicators of School Climate and Student Well-Being

	Grade 7 %	Grade 9 %	Grade 11 %	NT %	Table
School Engagement and Supports					
School connectedness (high)	61	71	51		A4.4
Academic motivation (high)	43	40	32		A4.4
Truant more than a few times [†]	5	3	4		A4.2
Caring adult relationships (high)	35	32	37		A4.4
High expectations (high)	53	47	42		A4.4
Meaningful participation (high)	15	9	17		A4.4
School Safety and Substance Use					
School perceived as very safe or safe	77	83	64		A5.1
Experienced any harassment or bullying [†]	44	31	21		A5.4
Had mean rumors or lies spread about you [†]	44	25	28		A5.2
Been afraid of being beaten up [†]	18	9	6		A5.3
Been in a physical fight [†]	17	6	10		A5.3
Seen a weapon on campus [†]	11	8	10		A5.6
Been drunk or “high” on drugs at school, ever	2	2	6		A6.9
Mental and Physical Health					
Current alcohol or drug use [‡]	7	17	25		A6.4
Current binge drinking [‡]	3	3	15		A6.5
Very drunk or “high” 7 or more times	0	1	10		A6.6
Current cigarette smoking [‡]	4	1	1		A7.3
Experienced chronic sadness/hopelessness [†]	27	19	26		A8.4
Considered suicide [†]	na	13	14		A8.5

Notes: Cells are empty if there are less than 25 respondents.

[†]Past 12 months; [‡]Past 30 days; na—Not asked of middle school students.

3. Demographics

Table A3.1

Age of Sample

	Grade 7 %	Grade 9 %	Grade 11 %	NT %
10 years or younger	0	0	1	
11 years old	4	0	1	
12 years old	79	0	0	
13 years old	14	4	0	
14 years old	3	83	0	
15 years old	0	13	1	
16 years old	0	0	78	
17 years old	0	0	17	
18 years old or older	0	0	1	

Question HS/MS A.3: How old are you?

Note: Cells are empty if there are less than 25 respondents.

Table A3.2

Gender of Sample

	Grade 7 %	Grade 9 %	Grade 11 %	NT %
Male	55	52	43	
Female	45	48	57	

Question HS/MS A.4: What is your sex?

Note: Cells are empty if there are less than 25 respondents.

Table A3.3

Hispanic or Latino

	Grade 7 %	Grade 9 %	Grade 11 %	NT %
No	39	31	34	
Yes	61	69	66	

Question HS/MS A.6: Are you of Hispanic or Latino origin?

Note: Cells are empty if there are less than 25 respondents.

Table A3.4
Race

	Grade 7 %	Grade 9 %	Grade 11 %	NT %
American Indian or Alaska Native	6	6	4	
Asian	1	0	0	
Black or African American	2	2	5	
Native Hawaiian or Pacific Islander	0	0	2	
White	36	44	60	
Mixed (two or more) races	55	48	30	

Question HS/MS A.7: What is your race?

Note: Cells are empty if there are less than 25 respondents.

Table A3.5
Living Situation

	Grade 7 %	Grade 9 %	Grade 11 %	NT %
A home with one or more parents or guardian	86	90	91	
Other relative's home	4	0	3	
A home with more than one family	5	3	1	
Friend's home	0	0	3	
Foster home, group care, or waiting placement	0	0	0	
Hotel or motel	0	0	0	
Shelter, car, campground, or other transitional or temporary housing	0	1	0	
Other living arrangement	5	5	3	

Question HS/MS A.9: What best describes where you live? A home includes a house, apartment, trailer, or mobile home.

Note: Cells are empty if there are less than 25 respondents.

Table A3.6
Highest Education of Parents

	Grade 7 %	Grade 9 %	Grade 11 %	NT %
Did not finish high school	16	15	20	
Graduated from high school	14	13	15	
Attended college but did not complete four-year degree	9	16	25	
Graduated from college	23	30	30	
Don't know	37	25	9	

Question HS/MS A.10: What is the highest level of education your parents completed? (Mark the educational level of the parent who went the furthest in school.)

Note: Cells are empty if there are less than 25 respondents.

Table A3.7
Free or Reduced Price Meals Eligibility

	Grade 7 %	Grade 9 %	Grade 11 %	NT %
No	24	32	54	
Yes	50	42	40	
Don't know	26	26	6	

Question HS/MS A.11: Do you receive free or reduced-price lunches at school? (Receiving free or reduced-price lunches means that lunch at school is provided to you for free or you pay less for it.)

Note: Cells are empty if there are less than 25 respondents.

Table A3.8
Participation in Migrant Education Program, Past 3 Years

	Grade 7 %	Grade 9 %	Grade 11 %	NT %
No	51	63	84	
Yes	7	4	7	
Don't know	42	33	9	

Question HS/MS A.12: In the past three years, were you part of the Migrant Education Program or did your family move to find seasonal or temporary work in agriculture or fishing?

Note: Cells are empty if there are less than 25 respondents.

Table A3.9
Language Spoken at Home

	Grade 7 %	Grade 9 %	Grade 11 %	NT %
English	51	52	63	
Spanish	48	43	36	
Mandarin	0	1	1	
Cantonese	0	0	0	
Taiwanese	0	1	0	
Tagalog	0	0	0	
Vietnamese	0	0	0	
Korean	1	0	0	
Other	0	2	0	

Question HS/MS A.13: What language is spoken most of the time in your home?

Note: Cells are empty if there are less than 25 respondents.

Table A3.10
English Language Proficiency

	Grade 7 %	Grade 9 %	Grade 11 %	NT %
How well do you...				
understand English?				
Very well	81	80	91	
Well	15	15	8	
Not well	3	4	0	
Not at all	1	0	1	
speak English?				
Very well	82	82	91	
Well	16	16	5	
Not well	2	2	3	
Not at all	0	0	1	
read English?				
Very well	74	77	86	
Well	21	17	13	
Not well	4	6	0	
Not at all	1	1	1	
write English?				
Very well	74	74	86	
Well	21	20	12	
Not well	4	4	1	
Not at all	0	1	1	

Question HS/MS A.14-17: How well do you understand, speak, read, and write English?... Understand English... Speak English... Read English... Write English.

Note: Cells are empty if there are less than 25 respondents.

Table A3.11
Number of Days Attending Afterschool Program

	Grade 7 %	Grade 9 %	Grade 11 %	NT %
0 days	67	96	94	
1 day	2	0	1	
2 days	2	0	0	
3 days	1	0	0	
4 days	4	0	0	
5 days	24	4	5	

Question HS/MS A.18: How many days a week do you usually go to your school's afterschool program?

Note: Cells are empty if there are less than 25 respondents.

Table A3.12
Sexual Identification

	Grade 7 %	Grade 9 %	Grade 11 %	NT %
Heterosexual (straight)	84	82	86	
Gay or Lesbian or Bisexual	3	5	5	
Transgender	0	5	0	
Not sure	9	6	3	
Decline to respond	9	14	8	

Question HS A.120/MS A.110: Which of the following best describes you? (Mark All That Apply.)

Notes: Cells are empty if there are less than 25 respondents. Total percentages may exceed 100% for "mark all that apply" items.

Table A3.13
Military Connections

	Grade 7 %	Grade 9 %	Grade 11 %	NT %
No	88	90	99	
Yes	2	2	1	
Don't know	10	8	0	

Question HS A.119/MS A.109: Is your father, mother, or caretaker currently in the military (Army, Navy, Marines, Air Force, National Guard, or Reserves)?

Note: Cells are empty if there are less than 25 respondents.

4. School Performance, Supports, and Engagements

Table A4.1

Grades, Past 12 Months

	Grade 7 %	Grade 9 %	Grade 11 %	NT %
Mostly A's	14	21	11	
A's and B's	32	37	32	
Mostly B's	10	11	12	
B's and C's	24	17	26	
Mostly C's	7	5	12	
C's and D's	11	8	5	
Mostly D's	0	0	0	
Mostly F's	2	1	1	

Question HS/MS A.19: During the past 12 months, how would you describe the grades you mostly received in school?

Note: Cells are empty if there are less than 25 respondents.

Table A4.2

Truancy, Past 12 Months

	Grade 7 %	Grade 9 %	Grade 11 %	NT %
0 times	64	74	65	
1-2 times	19	16	15	
A few times	12	7	16	
Once a month	3	1	0	
Once a week	0	2	1	
More than once a week	2	0	2	

Question HS/MS A.20: During the past 12 months, about how many times did you skip school or cut classes?

Note: Cells are empty if there are less than 25 respondents.

Table A4.3
Reasons for Absence

	Grade 7 %	Grade 9 %	Grade 11 %	NT %
Does not apply, I didn't miss any school	35	48	38	
Illness (feeling physically sick), including problems with breathing or your teeth	43	38	43	
Felt very sad, hopeless, anxious, stressed, or angry	6	3	20	
Didn't get enough sleep	5	7	24	
Didn't feel safe at school	2	1	3	
Had to work	4	0	3	
Had to take care of or help a family member or friend	7	7	9	
Wanted to spend time with friends who don't go to your school	1	0	1	
Wanted to use alcohol or drugs	0	2	0	
Were behind in schoolwork or weren't prepared for a test or class assignment	3	2	20	
Were bored with or uninterested in school	2	0	9	
Were suspended	0	1	1	
Other reason	20	18	14	

Question HS/MS A.21: In the past 30 days, did you miss school for any of the following reasons? (Mark All That Apply.)

Notes: Cells are empty if there are less than 25 respondents. Total percentages may exceed 100% for "mark all that apply" items.

Table A4.4
School Developmental Supports, Connectedness, and Academic Motivation

Percent of students scoring High, Moderate, and Low (%)	Grade 7			Grade 9			Grade 11			NT		
	H	M	L	H	M	L	H	M	L	H	M	L
<i>School Environment</i>												
Total school supports	35	52	13	35	53	12	33	40	27			
Caring adults in school	35	51	14	32	58	11	37	43	20			
High expectations-adults in school	53	39	8	47	49	4	42	44	14			
Meaningful participation at school	15	54	31	9	61	30	17	35	48			
<i>School Connectedness</i>	61	33	6	71	24	4	51	32	17			
<i>Academic Motivation</i>	43	41	16	40	40	21	32	37	31			

Note: Cells are empty if there are less than 25 respondents.

Table A4.5
School Connectedness Scale Questions

	Grade 7 %	Grade 9 %	Grade 11 %	NT %
I feel close to people at this school.				
Strongly disagree	6	7	6	
Disagree	5	4	15	
Neither disagree nor agree	21	20	19	
Agree	47	44	37	
Strongly agree	21	25	23	
I am happy to be at this school.				
Strongly disagree	6	9	15	
Disagree	7	4	11	
Neither disagree nor agree	16	9	19	
Agree	47	46	37	
Strongly agree	24	32	19	
I feel like I am part of this school.				
Strongly disagree	5	4	8	
Disagree	11	2	16	
Neither disagree nor agree	17	18	15	
Agree	43	48	38	
Strongly agree	23	27	23	
The teachers at this school treat students fairly.				
Strongly disagree	6	5	11	
Disagree	8	2	9	
Neither disagree nor agree	25	20	22	
Agree	34	47	42	
Strongly agree	26	25	16	
I feel safe in my school.				
Strongly disagree	4	4	5	
Disagree	4	1	1	
Neither disagree nor agree	13	18	21	
Agree	51	48	54	
Strongly agree	28	29	19	

Question HS/MS A.22-26: How strongly do you agree or disagree with the following statements?... I feel close to people at this school... I am happy to be at this school... I feel like I am part of this school... The teachers at this school treat students fairly... I feel safe in my school.

Note: Cells are empty if there are less than 25 respondents.

Table A4.6
Academic Motivation Scale Questions

	Grade 7 %	Grade 9 %	Grade 11 %	NT %
I try hard to make sure that I am good at my schoolwork.				
Strongly disagree	2	7	4	
Disagree	3	1	5	
Neither disagree nor agree	7	8	15	
Agree	39	42	35	
Strongly agree	48	43	42	
I try hard at school because I am interested in my work.				
Strongly disagree	7	8	9	
Disagree	8	10	17	
Neither disagree nor agree	26	18	28	
Agree	35	37	22	
Strongly agree	24	27	23	
I work hard to try to understand new things at school.				
Strongly disagree	3	7	6	
Disagree	5	4	11	
Neither disagree nor agree	11	13	15	
Agree	40	37	40	
Strongly agree	40	38	28	
I am always trying to do better in my schoolwork.				
Strongly disagree	1	7	6	
Disagree	4	4	6	
Neither disagree nor agree	6	7	15	
Agree	42	33	35	
Strongly agree	46	49	38	

Question HS/MS A.31-34: How strongly do you agree or disagree with the following statements?... I try hard to make sure that I am good at my schoolwork... I try hard at school because I am interested in my work... I work hard to try to understand new things at school... I am always trying to do better in my schoolwork.

Note: Cells are empty if there are less than 25 respondents.

Table A4.7
School Developmental Supports Scale Questions

At my school, there is a teacher or some other adult...	Grade 7 %	Grade 9 %	Grade 11 %	NT %
<i>Caring Relationships</i>				
who really cares about me.				
Not at all true	9	12	16	
A little true	35	25	23	
Pretty much true	32	40	31	
Very much true	25	23	30	
who notices when I'm not there.				
Not at all true	12	8	23	
A little true	29	25	23	
Pretty much true	30	41	27	
Very much true	28	26	27	
who listens to me when I have something to say.				
Not at all true	11	4	12	
A little true	26	22	20	
Pretty much true	31	47	37	
Very much true	31	26	31	
<i>High Expectations</i>				
who tells me when I do a good job.				
Not at all true	6	8	14	
A little true	23	13	27	
Pretty much true	29	48	35	
Very much true	42	32	25	
who always wants me to do my best.				
Not at all true	5	3	11	
A little true	17	16	20	
Pretty much true	26	40	31	
Very much true	52	40	38	
who believes that I will be a success.				
Not at all true	11	2	11	
A little true	17	18	22	
Pretty much true	31	39	28	
Very much true	41	40	38	

Question HS/MS A.35-40: At my school, there is a teacher or some other adult... who really cares about me... who tells me when I do a good job... who notices when I am not there... who always wants me to do my best... who listens to me when I have something to say... who believes that I will be a success.

Note: Cells are empty if there are less than 25 respondents.

Table A4.7
School Developmental Supports Scale Questions - Continued

At school...	Grade 7 %	Grade 9 %	Grade 11 %	NT %
<i>Opportunities for Meaningful Participation</i>				
I do interesting activities.				
Not at all true	14	12	25	
A little true	30	21	25	
Pretty much true	31	47	27	
Very much true	25	21	23	
I help decide things like class activities or rules.				
Not at all true	45	36	54	
A little true	29	36	20	
Pretty much true	14	18	12	
Very much true	12	10	14	
I do things that make a difference.				
Not at all true	22	28	42	
A little true	43	42	21	
Pretty much true	27	20	27	
Very much true	9	10	10	

Question HS/MS A.41-43: At school... I do interesting activities... I help decide things like class activities or rules... I do things that make a difference.

Note: Cells are empty if there are less than 25 respondents.

Table A4.8
Parent Involvement in School

	Grade 7 %	Grade 9 %	Grade 11 %	NT %
Teachers at this school communicate with parents about what students are expected to learn in class.				
Strongly disagree	8	5	11	
Disagree	10	7	22	
Neither disagree nor agree	16	32	43	
Agree	40	39	21	
Strongly agree	25	17	2	
Parents feel welcome to participate at this school.				
Strongly disagree	4	7	7	
Disagree	5	4	12	
Neither disagree nor agree	24	29	32	
Agree	49	44	40	
Strongly agree	18	16	9	
School staff takes parent concerns seriously.				
Strongly disagree	7	7	14	
Disagree	8	4	7	
Neither disagree nor agree	22	24	47	
Agree	37	46	27	
Strongly agree	26	20	5	

Question HS/MS A.28-30: How strongly do you agree or disagree with the following statements?... Teachers at this school communicate with parents about what students are expected to learn in class... Parents feel welcome to participate at this school... School staff takes parent concerns seriously.

Note: Cells are empty if there are less than 25 respondents.

Table A4.9
Quality of School Physical Environment

	Grade 7 %	Grade 9 %	Grade 11 %	NT %
My school is usually clean and tidy.				
Strongly disagree	3	4	10	
Disagree	13	7	17	
Neither disagree nor agree	23	24	16	
Agree	42	49	46	
Strongly agree	18	15	11	

Question HS/MS A.27: How strongly do you agree or disagree with the following statements?... My school is usually clean and tidy.

Note: Cells are empty if there are less than 25 respondents.

5. School Violence, Victimization, and Safety

Table A5.1

Perceived Safety at School

	Grade 7 %	Grade 9 %	Grade 11 %	NT %
Very safe	30	21	23	
Safe	48	62	41	
Neither safe nor unsafe	15	16	30	
Unsafe	5	0	4	
Very unsafe	3	1	2	

Question HS A.91/MS A.81: How safe do you feel when you are at school?

Note: Cells are empty if there are less than 25 respondents.

Table A5.2

Verbal Harassment

	Grade 7 %	Grade 9 %	Grade 11 %	NT %
<i>During the past 12 months, how many times on school property have you...</i>				
<i>had mean rumors or lies spread about you?</i>				
0 times	56	75	72	
1 time	23	13	10	
2 to 3 times	8	7	9	
4 or more times	13	4	10	
<i>had sexual jokes, comments, or gestures made to you?</i>				
0 times	73	75	77	
1 time	18	12	6	
2 to 3 times	4	4	9	
4 or more times	5	8	9	
<i>been made fun of because of your looks or the way you talk?</i>				
0 times	54	74	70	
1 time	26	11	11	
2 to 3 times	7	3	10	
4 or more times	13	11	9	
<i>been made fun of, insulted, or called names?</i>				
0 times	48	70	73	
1 time	20	10	5	
2 to 3 times	13	9	11	
4 or more times	19	11	11	

Question HS A.95-97, 106/MS A.86-88, 97: During the past 12 months, how many times on school property have you... had mean rumors or lies spread about you... had sexual jokes, comments, or gestures made to you... been made fun of because of your looks or the way you talk... been made fun of, insulted, or called names?

Note: Cells are empty if there are less than 25 respondents.

Table A5.3
Violence and Victimization on School Property, Past 12 Months

	Grade 7 %	Grade 9 %	Grade 11 %	NT %
<i>During the past 12 months, how many times on school property have you...</i>				
been pushed, shoved, slapped, hit, or kicked by someone who wasn't just kidding around?				
0 times	71	87	90	
1 time	17	6	4	
2 to 3 times	5	3	1	
4 or more times	7	4	5	
been afraid of being beaten up?				
0 times	82	91	94	
1 time	9	6	5	
2 to 3 times	6	2	0	
4 or more times	3	1	1	
been in a physical fight?				
0 times	83	94	90	
1 time	9	4	8	
2 to 3 times	6	0	0	
4 or more times	2	1	3	
been threatened with harm or injury?				
0 times	89	96	95	
1 time	7	3	2	
2 to 3 times	3	0	1	
4 or more times	1	1	1	
been threatened or injured with a weapon (gun, knife, club, etc.)?				
0 times	97	97	98	
1 time	2	1	1	
2 to 3 times	1	0	0	
4 or more times	0	2	1	
been offered, sold, or given an illegal drug?				
0 times	98	96	91	
1 time	1	0	5	
2 to 3 times	0	3	1	
4 or more times	1	1	2	

Question HS A.92-94, 99, 103, 105/MS A.83-85, 90, 94, 96: During the past 12 months, how many times on school property have you... been pushed, shoved, slapped, hit, or kicked by someone who wasn't just kidding around... been afraid of being beaten up... been in a physical fight... been offered, sold, or given an illegal drug... been threatened or injured with a weapon (gun, knife, club, etc.) ... been threatened with harm or injury?

Note: Cells are empty if there are less than 25 respondents.

Table A5.4
Reasons for Harassment on School Property, Past 12 Months

	Grade 7 %	Grade 9 %	Grade 11 %	NT %
Race, ethnicity, or national origin				
0 times	80	90	94	
1 time	12	7	1	
2 or more times	8	3	5	
Religion				
0 times	90	98	95	
1 time	6	1	0	
2 or more times	4	1	5	
Gender (being male or female)				
0 times	90	93	96	
1 time	5	6	3	
2 or more times	5	1	1	
Because you are gay or lesbian or someone thought you were				
0 times	93	97	91	
1 time	4	1	5	
2 or more times	3	2	4	
A physical or mental disability				
0 times	94	94	96	
1 time	3	5	1	
2 or more times	3	1	2	
Any of the above five hate-crime reasons	35	17	17	
Any other reason				
0 times	82	81	91	
1 time	11	7	2	
2 or more times	7	12	6	
Any harassment	44	31	21	

Question HS A.107-112/MS A.98-103: During the past 12 months, how many times on school property were you harassed or bullied for any of the following reasons?... Your race, ethnicity, or national origin... Your religion... Your gender (being male or female)... Because you are gay or lesbian or someone thought you were... A physical or mental disability... Any other reason.

Note: Cells are empty if there are less than 25 respondents.

Table A5.5
Property Damage on School Property, Past 12 Months

	Grade 7 %	Grade 9 %	Grade 11 %	NT %
Had your property stolen or deliberately damaged				
0 times	84	90	93	
1 time	9	6	5	
2 to 3 times	4	2	1	
4 or more times	3	2	1	
Damaged school property on purpose				
0 times	95	93	95	
1 time	5	3	1	
2 to 3 times	0	1	2	
4 or more times	0	2	1	

Question HS A.98, 100/MS A.89, 91: During the past 12 months, how many times on school property have you... had your property stolen or deliberately damaged, such as your car, clothing, or books... damaged school property on purpose?

Note: Cells are empty if there are less than 25 respondents.

Table A5.6
Weapons Possession on School Property, Past 12 Months

	Grade 7 %	Grade 9 %	Grade 11 %	NT %
Carried a gun				
0 times	95	97	99	
1 time	3	1	0	
2 to 3 times	0	0	0	
4 or more times	2	2	1	
Carried any other weapon (such as a knife or club)				
0 times	97	96	95	
1 time	2	3	0	
2 to 3 times	1	0	0	
4 or more times	0	1	5	
Seen someone carrying a gun, knife, or other weapon				
0 times	89	92	90	
1 time	8	4	4	
2 to 3 times	1	2	4	
4 or more times	2	1	2	

Question HS A.101, 102, 104/MS A.92, 93, 95: During the past 12 months, how many times on school property have you... carried a gun... carried any other weapon (such as a knife or club)... seen someone carrying a gun, knife, or other weapon?

Note: Cells are empty if there are less than 25 respondents.

6. Alcohol and Other Drug Use

Table A6.1
Summary Measures of Level of AOD Use

	Grade 7 %	Grade 9 %	Grade 11 %	NT %	Table
Lifetime alcohol or drugs (excluding cold/cough medicines and prescription drugs)	14	29	49		A6.2
Current alcohol or drugs	7	17	25		A6.4
Current heavy drug users	2	3	5		A6.4
Current heavy alcohol user (binge drinker)	3	3	15		A6.4
Current alcohol or drug use on school property	3	2	4		A6.10

Note: Cells are empty if there are less than 25 respondents.

Table A6.2
Lifetime AOD Use

	Grade 7 %	Grade 9 %	Grade 11 %	NT %
Alcohol (one full drink)				
0 times	90	75	52	
1 time	6	9	6	
2 to 3 times	3	5	17	
4 or more times	1	11	25	
Marijuana				
0 times	97	91	82	
1 time	1	3	4	
2 to 3 times	1	2	6	
4 or more times	1	3	8	
Inhalants (to get “high”)				
0 times	95	98	93	
1 time	3	1	0	
2 to 3 times	2	1	5	
4 or more times	0	0	3	
Cocaine, Methamphetamine, or any amphetamines				
0 times	na	98	99	
1 time	na	1	0	
2 to 3 times	na	1	0	
4 or more times	na	0	1	
Ecstasy, LSD, or other psychedelics				
0 times	na	96	98	
1 time	na	1	1	
2 to 3 times	na	2	0	
4 or more times	na	1	1	
Any other drug, or pill, or medicine to get “high” or for other than medical reasons				
0 times	96	93	93	
1 time	1	1	1	
2 to 3 times	1	2	0	
4 or more times	2	3	6	
Any of the above AOD use	14	29	49	

Question HS A.47-50, 52, 57/MS A.48-50, 52: During your life, how many times have you used the following substances? One full drink of alcohol (such as a can of beer, glass of wine, wine cooler, or shot of liquor)... Marijuana (pot, weed, grass, hash, bud)... Inhalants (things you sniff, huff, or breathe to get “high” such as glue, paint, aerosol sprays, gasoline, poppers, gases)... Cocaine, Methamphetamine, or any amphetamines (meth, speed, crystal, crank, ice)... Ecstasy, LSD, or other psychedelics (acid, mescaline, peyote, mushrooms)... Any other drug, or pill, or medicine to get “high” or for other than medical reasons.

Notes: Cells are empty if there are less than 25 respondents.

na—Not asked of middle school students.

Table A6.2
Lifetime AOD Use – Continued

	Grade 7 %	Grade 9 %	Grade 11 %	NT %
Prescription pain medication, tranquilizers, or sedatives				
0 times	na	96	90	
1 time	na	2	1	
2 to 3 times	na	2	9	
4 or more times	na	0	0	
Diet Pills				
0 times	na	96	96	
1 time	na	1	0	
2 to 3 times	na	3	3	
4 or more times	na	0	1	
Ritalin™ or Adderall™ or other prescription stimulant				
0 times	na	95	96	
1 time	na	2	1	
2 to 3 times	na	3	0	
4 or more times	na	0	2	
Cold/Cough Medicines or other over-the-counter medicines				
0 times	na	78	79	
1 time	na	3	1	
2 to 3 times	na	7	6	
4 or more times	na	12	14	

Question HS A.53-56: During your life, how many times have you used the following substances?... Prescription pain medication (Vicodin™, OxyContin™, Percodan™, Lortab™), tranquilizers, or sedatives (Xanax™, Ativan™)... Diet Pills (Didrex, Dexedrine, Zinadrine, Skittles, M&M's)... Ritalin™ or Adderall™ (JIF, R-ball, Skippy) or other prescription stimulant... Cold/Cough Medicines (Triple-C's, Coricidin Cough, Sudafed, TheraFlu, Tylenol Cough) or other over-the-counter medicines.

Notes: Cells are empty if there are less than 25 respondents.

na—Not asked of middle school students.

Table A6.3
Summary of AOD Lifetime Use

	Grade 7 %	Grade 9 %	Grade 11 %	NT %
Alcohol	10	25	48	
Marijuana	3	9	18	
Inhalants	5	2	8	
Cocaine	na	2	1	
Ecstasy, LSD, or other psychedelics	na	4	2	
Prescription pain killers, Diet Pills, or other prescription stimulant	na	9	10	

*Notes: Cells are empty if there are less than 25 respondents.
na—Not asked of middle school students.*

Table A6.4
Current AOD Use, Past 30 Days

	Grade 7 %	Grade 9 %	Grade 11 %	NT %
Alcohol (at least one drink)	6	13	23	
Binge drinking (5 or more drinks in a row)	3	3	15	
Marijuana	2	2	4	
Inhalants	1	1	1	
Prescription medications to get “high” or for reasons other than prescribed	na	4	5	
Other drug, pill, or medicine to get “high” or for other than medical reasons	1	4	3	
Any drug use	3	8	5	
Heavy drug user	2	3	5	
Any AOD Use	7	17	25	
Two or more drugs at the same time	na	1	3	

Question HS A.64-70/MS A.59-62, 63: During the past 30 days, on how many days did you use... at least one drink of alcohol... five or more drinks of alcohol in a row, that is, within a couple of hours... marijuana (pot, weed, grass, hash, bud)... inhalants (things you sniff, huff, or breathe to get “high”)... prescription medications to get “high” or for reasons other than prescribed (such as Vicodin™, OxyContin™, Percodan™, Ritalin™, Adderall™, Xanax™)... any other drug, pill, or medicine to get “high” or for other than medical reasons... two or more drugs at the same time (for example, alcohol with marijuana, ecstasy with mushrooms)?

Notes: Cells are empty if there are less than 25 respondents.

na—Not asked of middle school students.

Table A6.5
Frequency of Current AOD Use, Past 30 Days

	Grade 7 %	Grade 9 %	Grade 11 %	NT %
Alcohol (at least one drink)				
0 days	94	87	78	
1 or 2 days	5	9	14	
3 to 9 days	0	4	6	
10 to 19 days	0	0	1	
20 or more days	1	0	1	
Binge drinking (5 or more drinks in a row)				
0 days	97	97	85	
1 or 2 days	2	2	9	
3 to 9 days	1	1	5	
10 to 19 days	0	0	0	
20 or more days	0	0	1	
Marijuana				
0 days	98	98	96	
1 or 2 days	1	2	0	
3 to 9 days	0	0	0	
10 to 19 days	1	0	1	
20 or more days	0	0	3	

Question HS A.64-66/MS A.59-61: During the past 30 days, on how many days did you use... at least one drink of alcohol... five or more drinks of alcohol in a row, that is, within a couple of hours... marijuana (pot, weed, grass, hash, bud)?

Note: Cells are empty if there are less than 25 respondents.

Table A6.6
Lifetime Drunk or “High”

	Grade 7 %	Grade 9 %	Grade 11 %	NT %
Very drunk or sick after drinking alcohol				
0 times	99	89	75	
1 to 2 times	1	8	14	
3 to 6 times	0	2	6	
7 or more times	0	1	5	
“High” (loaded, stoned, or wasted) from using drugs				
0 times	97	93	84	
1 to 2 times	2	3	8	
3 to 6 times	1	2	0	
7 or more times	0	1	9	
Very drunk or “high” 7 or more times	0	1	10	

Question HS A.58, 59/MS A.53, 54: During your life, how many times have you been... very drunk or sick after drinking alcohol... “high” (loaded, stoned, or wasted) from using drugs?

Note: Cells are empty if there are less than 25 respondents.

Table A6.7
Cessation Attempts

	Grade 7 %	Grade 9 %	Grade 11 %	NT %
Alcohol				
Does not apply, don’t use	na	84	77	
0 times	na	12	19	
1 time	na	3	5	
2 to 3 times	na	0	0	
4 or more times	na	0	0	
Marijuana				
Does not apply, don’t use	na	90	91	
0 times	na	7	9	
1 time	na	2	0	
2 to 3 times	na	1	0	
4 or more times	na	0	0	

Question HS A.88, 89: How many times have you tried to quit or stop using... alcohol... marijuana?

Notes: Cells are empty if there are less than 25 respondents.

na—Not asked of middle school students.

Table A6.8
Drinking While Driving

	Grade 7 %	Grade 9 %	Grade 11 %	NT %
Driven a car when you had been drinking, or been in a car driven by a friend who had been drinking				
Never	na	87	85	
1 time	na	4	9	
2 times	na	0	1	
3 to 6 times	na	3	5	
7 or more times	na	6	0	
Have ridden in a car driven by someone who had been drinking				
Never	66	na	na	na
1 time	14	na	na	na
2 times	6	na	na	na
3 to 6 times	7	na	na	na
7 or more times	7	na	na	na

Question HS A.90/MS A.80: During your life, how many times have you ever driven a car when you had been drinking alcohol, or been in a car driven by a friend when he or she had been drinking?... In your life, how many times have you ridden in a car driven by someone who had been drinking alcohol?

Notes: Cells are empty if there are less than 25 respondents.

na—Not asked of middle/high school students.

Table A6.9
Lifetime Drunk or “High” on School Property

	Grade 7 %	Grade 9 %	Grade 11 %	NT %
0 times	98	98	94	
1 to 2 times	2	2	3	
3 to 6 times	0	0	1	
7 or more times	0	0	3	

Question HS A.60/MS A.55: During your life, how many times have you been... drunk on alcohol or “high” on drugs on school property?

Note: Cells are empty if there are less than 25 respondents.

Table A6.10
Current AOD Use on School Property, Past 30 Days

	Grade 7 %	Grade 9 %	Grade 11 %	NT %
Alcohol				
0 days	98	98	99	
1 to 2 days	1	2	1	
3 or more days	1	0	0	
Marijuana				
0 days	98	100	100	
1 to 2 days	0	0	0	
3 or more days	2	0	0	
Any other drug, pill, or medicine to get “high” or for other than medical reasons?				
0 days	98	99	98	
1 to 2 days	1	1	0	
3 or more days	1	0	2	
<i>Any of the above</i>	3	2	4	

Question HS A.74-76/MS A.67-69: During the past 30 days, on how many days on school property did you... have at least one drink of alcohol... smoke marijuana... use any other drug, pill, or medicine to get “high” or for other than medical reasons?

Note: Cells are empty if there are less than 25 respondents.

Table A6.11
Perceived Harm and Availability

	Grade 7 %	Grade 9 %	Grade 11 %	NT %
<i>Perceived Harm of Use...</i>				
Alcohol - drink occasionally				
Great	33	33	23	
Moderate	23	17	33	
Slight	19	20	33	
None	25	30	13	
Alcohol - 5 or more drinks once or twice a week				
Great	40	42	42	
Moderate	22	19	35	
Slight	12	10	14	
None	26	29	10	
Marijuana - smoke occasionally				
Great	49	39	28	
Moderate	18	21	23	
Slight	7	16	16	
None	26	24	32	
Marijuana - smoke once or twice a week				
Great	48	43	36	
Moderate	17	19	20	
Slight	8	13	19	
None	27	24	26	
<i>Perceived Difficulty of Obtaining...</i>				
Alcohol				
Very difficult	28	10	4	
Fairly difficult	8	12	7	
Fairly easy	10	23	16	
Very easy	4	23	51	
Don't know	50	31	22	
Marijuana				
Very difficult	33	14	6	
Fairly difficult	6	9	9	
Fairly easy	5	16	21	
Very easy	3	23	36	
Don't know	53	38	28	

Question HS A.79-82, 84, 85/MS A.72-75, 77, 78: How much do people risk harming themselves physically and in other ways when they do the following?... Drink alcohol occasionally... Have five or more drinks of an alcoholic beverage once or twice a week... Smoke marijuana occasionally... Smoke marijuana once or twice a week... How difficult is it for students in your grade to get any of the following substances if they really want them?... Alcohol... Marijuana.

Note: Cells are empty if there are less than 25 respondents.

7. Tobacco Use

Table A7.1

Summary of Key CHKS Tobacco Indicators

	Grade 7 %	Grade 9 %	Grade 11 %	NT %	Table
Use Prevalence and Patterns					
Ever smoked a whole cigarette	4	4	14		A7.2
Current cigarette smoking [‡]	4	1	1		A7.3
Current cigarette smoking at school [‡]	3	1	0		A7.4
Ever tried smokeless tobacco	2	3	6		A7.2
Current smokeless tobacco use [‡]	1	1	0		A7.3
Current smokeless tobacco use at school [‡]	2	1	0		A7.4
Ever used electronic cigarettes or other vaping device	6	12	32		A7.2
Current use of electronic cigarettes or other vaping device [‡]	5	9	9		A7.3
Current use of electronic cigarettes or other vaping device at school [‡]	3	2	1		A7.4
Cessation Attempts					
Tried to quit or stop using cigarettes	na	1	1		A7.5
Attitudes and Correlates					
Occasional smoking great harm	29	38	43		A7.7
Smoking 1-2 packs per day great harm	61	51	79		A7.7
Strongly disapprove of peer smoking 1 or more packs of cigarettes a day	79	70	63		A7.6
Very easy to obtain cigarettes	4	22	38		A7.7

Notes: Cells are empty if there are less than 25 respondents.

[‡]Past 30 days; na—Not asked of middle school students.

Table A7.2
Lifetime Tobacco Use

	Grade 7 %	Grade 9 %	Grade 11 %	NT %
A cigarette, even one or two puffs				
0 times	97	na	na	na
1 time	3	na	na	na
2 to 3 times	0	na	na	na
4 or more times	0	na	na	na
A whole cigarette				
0 times	96	96	86	
1 time	3	3	4	
2 to 3 times	1	0	6	
4 or more times	0	1	4	
Smokeless tobacco				
0 times	98	97	94	
1 time	1	0	4	
2 to 3 times	1	1	2	
4 or more times	0	2	0	
An electronic cigarette or other vaping device				
0 times	94	88	68	
1 time	4	7	11	
2 to 3 times	1	4	10	
4 or more times	1	1	11	

Question HS A.44-46/MS A.44-47: During your life, how many times have you used the following substances? A cigarette, even one or two puffs... A whole cigarette... Smokeless tobacco (dip, chew, or snuff)... Electronic cigarettes, e-cigarettes, or other vaping device such as e-hookah, hookah pens, or vape pens.

Notes: Cells are empty if there are less than 25 respondents.

na—Not asked of high school students.

Table A7.3
Any Current Use and Daily Use

	Grade 7 %	Grade 9 %	Grade 11 %	NT %
Cigarette				
Any	4	1	1	
Daily (20 or more days)	0	0	0	
Smokeless Tobacco				
Any	1	1	0	
Daily (20 or more days)	0	0	0	
Electronic cigarette				
Any	5	9	9	
Daily (20 or more days)	1	0	4	

Question HS A.61-63/MS A.56-58: During the past 30 days, on how many days did you use... cigarettes... smokeless tobacco (dip, chew, or snuff)... electronic cigarettes, e-cigarettes, or other vaping device such as e-hookah, hookah pens, or vape pens?

Note: Cells are empty if there are less than 25 respondents.

Table A7.4
Current Smoking on School Property, Past 30 Days

	Grade 7 %	Grade 9 %	Grade 11 %	NT %
Cigarette				
0 days	97	99	100	
1 or 2 days	3	1	0	
3 to 9 days	0	0	0	
10 to 19 days	0	0	0	
20 or more days	0	0	0	
Smokeless Tobacco				
0 days	98	99	100	
1 or 2 days	1	1	0	
3 to 9 days	1	0	0	
10 to 19 days	0	0	0	
20 or more days	0	0	0	
Electronic cigarette or other vaping device				
0 days	97	98	99	
1 or 2 days	1	2	0	
3 to 9 days	2	0	0	
10 to 19 days	0	0	0	
20 or more days	0	0	1	

Question HS A.71-73/MS A.64-66: During the past 30 days, on how many days on school property did you... smoke cigarettes... use smokeless tobacco (dip, chew, or snuff)... use electronic cigarettes, e-cigarettes, or other vaping device such as e-hookah, hookah pens, or vape pens?

Note: Cells are empty if there are less than 25 respondents.

Table A7.5
Cigarette Smoking Cessation Attempts

	Grade 7 %	Grade 9 %	Grade 11 %	NT %
Does not apply, don't use	na	91	96	
0 times	na	8	2	
1 time	na	1	1	
2 to 3 times	na	0	0	
4 or more times	na	0	0	

Question HS A.87: How many times have you tried to quit or stop using cigarettes?

Notes: Cells are empty if there are less than 25 respondents.

na—Not asked of middle school students.

Table A7.6
Personal Disapproval of Peer Cigarette Smoking, One or More Packs A Day

	Grade 7 %	Grade 9 %	Grade 11 %	NT %
Neither approve nor disapprove	12	15	30	
Somewhat disapprove	8	16	6	
Strongly disapprove	79	70	63	

Question HS A.86/MS A.79: How do you feel about someone your age smoking one or more packs of cigarettes a day?

Note: Cells are empty if there are less than 25 respondents.

Table A7.7
Perceived Harm of Cigarette Smoking and Difficulty of Obtaining Cigarettes

	Grade 7 %	Grade 9 %	Grade 11 %	NT %
<i>Perceived Harm of Use...</i>				
Smoke cigarettes occasionally				
Great	29	38	43	
Moderate	35	21	31	
Slight	12	16	16	
None	24	26	10	
Smoke 1-2 packs of cigarettes a day				
Great	61	51	79	
Moderate	11	16	6	
Slight	3	8	5	
None	24	26	10	
<i>Perceived Difficulty of Obtaining...</i>				
Cigarettes				
Very difficult	25	9	5	
Fairly difficult	11	8	7	
Fairly easy	5	23	20	
Very easy	4	22	38	
Don't know	55	38	30	

Question HS A.77, 78, 83/MS A.70, 71, 76: How much do people risk harming themselves physically and in other ways when they do the following?... Smoke cigarettes occasionally... Smoke 1-2 packs of cigarettes each day... How difficult is it for students in your grade to get any of the following substances if they really want them?... Cigarettes.

Note: Cells are empty if there are less than 25 respondents.

8. Other Physical and Mental Health Risks

Table A8.1

Cyber Bullying, Past 12 Months

	Grade 7 %	Grade 9 %	Grade 11 %	NT %
0 times (never)	81	79	86	
1 time	7	8	9	
2 to 3 times	7	9	4	
4 or more times	5	3	1	

Question HS A.113/MS A.104: During the past 12 months, how many times did other students spread mean rumors or lies about you on the internet (i.e., FacebookTM, InstagramTM, SnapchatTM, email, instant message)?

Note: Cells are empty if there are less than 25 respondents.

Table A8.2

Alone After School

	Grade 7 %	Grade 9 %	Grade 11 %	NT %
Never	42	na	na	na
1 day	15	na	na	na
2 days	12	na	na	na
3 days	6	na	na	na
4 days	3	na	na	na
5 days	23	na	na	na

Question MS A.82: In a normal week, how many days are you home after school for at least one hour without an adult there?

Notes: Cells are empty if there are less than 25 respondents.

na—Not asked of high school students.

Table A8.3
Eating of Breakfast

	Grade 7 %	Grade 9 %	Grade 11 %	NT %
No	27	33	43	
Yes	73	67	57	

Question HS A.117/MS A.107: Did you eat breakfast today?

Note: Cells are empty if there are less than 25 respondents.

Table A8.4
Chronic Sad or Hopeless Feelings, Past 12 Months

	Grade 7 %	Grade 9 %	Grade 11 %	NT %
No	73	81	74	
Yes	27	19	26	

Question HS A.115/MS A.106: During the past 12 months, did you ever feel so sad or hopeless almost every day for two weeks or more that you stopped doing some usual activities?

Note: Cells are empty if there are less than 25 respondents.

Table A8.5
Seriously Considered Attempting Suicide, Past 12 Months

	Grade 7 %	Grade 9 %	Grade 11 %	NT %
No	na	87	86	
Yes	na	13	14	

Question HS A.116: During the past 12 months, did you ever seriously consider attempting suicide?

Notes: Cells are empty if there are less than 25 respondents.

na—Not asked of middle school students.

Table A8.6
Gang Involvement

	Grade 7 %	Grade 9 %	Grade 11 %	NT %
No	95	97	94	
Yes	5	3	6	

Question HS A.114/MS A.105: Do you consider yourself a member of a gang?

Note: Cells are empty if there are less than 25 respondents.

9. Race/Ethnic Breakdowns

Table A9.1

School Developmental Supports and Connectedness by Race/Ethnicity - 7th Grade

Percent of students scoring High (%)	Grade 7						
	H/L	AI/AN	Asian	AA	NH/PI	White	Mixed
<i>School Environment</i>							
Total school supports	35					35	31
Caring adults in school	33					35	35
High expectations-adults in school	58					52	54
Meaningful participation at school	13					10	19
<i>School Connectedness</i>	60					48	60
<i>Academic Motivation</i>	47					39	42

Notes: Cells are empty if there are less than 25 respondents. H/L: Hispanic or Latino; AI/AN: American Indian or Alaska Native; AA: Black or African American; NH/PI: Native Hawaiian or Pacific Islander; Mixed: Mixed (two or more) races.

Table A9.2

School Developmental Supports and Connectedness by Race/Ethnicity - 9th Grade

Percent of students scoring High (%)	Grade 9						
	H/L	AI/AN	Asian	AA	NH/PI	White	Mixed
<i>School Environment</i>							
Total school supports	33					40	30
Caring adults in school	30					35	26
High expectations-adults in school	48					50	42
Meaningful participation at school	6					13	7
<i>School Connectedness</i>	77					73	71
<i>Academic Motivation</i>	47					38	40

Notes: Cells are empty if there are less than 25 respondents. H/L: Hispanic or Latino; AI/AN: American Indian or Alaska Native; AA: Black or African American; NH/PI: Native Hawaiian or Pacific Islander; Mixed: Mixed (two or more) races.

Table A9.3
School Developmental Supports and Connectedness by Race/Ethnicity - 11th Grade

Percent of students scoring High (%)	Grade 11						
	H/L	AI/AN	Asian	AA	NH/PI	White	Mixed
<i>School Environment</i>							
Total school supports	28					44	
Caring adults in school	30					53	
High expectations-adults in school	38					53	
Meaningful participation at school	17					24	
<i>School Connectedness</i>	49					50	
<i>Academic Motivation</i>	38					29	

Notes: Cells are empty if there are less than 25 respondents. H/L: Hispanic or Latino; AI/AN: American Indian or Alaska Native; AA: Black or African American; NH/PI: Native Hawaiian or Pacific Islander; Mixed: Mixed (two or more) races.

Table A9.4
School Developmental Supports and Connectedness by Race/Ethnicity - Non-Traditional

Percent of students scoring High (%)	NT						
	H/L	AI/AN	Asian	AA	NH/PI	White	Mixed
<i>School Environment</i>							
Total school supports							
Caring adults in school							
High expectations-adults in school							
Meaningful participation at school							
<i>School Connectedness</i>							
<i>Academic Motivation</i>							

Notes: Cells are empty if there are less than 25 respondents. H/L: Hispanic or Latino; AI/AN: American Indian or Alaska Native; AA: Black or African American; NH/PI: Native Hawaiian or Pacific Islander; Mixed: Mixed (two or more) races.

Table A9.5
Current Cigarette Smoking by Race/Ethnicity

	Grade 7 %	Grade 9 %	Grade 11 %	NT %
Smoked cigarettes in the past 30 days				
Hispanic or Latino	3	2	0	
American Indian or Alaska Native				
Asian				
Black or African American				
Native Hawaiian or Pacific Islander				
White	0	0	0	
Mixed (two or more) races	4	0		

Notes: Cells are empty if there are less than 25 respondents.

10. Gender Breakdowns

Table A10.1
School Developmental Supports, Connectedness, and Academic Motivation by Gender

Percent of Students Scoring High	Grade 7		Grade 9		Grade 11		NT	
	Female %	Male %	Female %	Male %	Female %	Male %	Female %	Male %
<i>School Environment</i>								
Total school supports	36	35	45	25	30	37		
Caring adults in school	31	39	41	23	35	40		
High expectations-adults in school	51	56	61	33	41	43		
Meaningful participation at school	20	11	7	10	24	9		
<i>School Connectedness</i>	58	64	77	66	46	57		
<i>Academic Motivation</i>	56	33	52	28	35	29		

Note: Cells are empty if there are less than 25 respondents.

Table A10.2
Selected Alcohol and Drug Use Measures by Gender

	Grade 7		Grade 9		Grade 11		NT	
	Female %	Male %	Female %	Male %	Female %	Male %	Female %	Male %
Lifetime and Current AOD Use								
<i>During your life, did you ever...</i>								
drink alcohol (one full drink)?	7	13	30	21	54	40		
use inhalants?	2	7	2	2	7	9		
smoke marijuana?	2	4	11	6	20	15		
<i>During the past 30 days, did you...</i>								
drink alcohol (one full drink)?	4	7	14	13	22	24		
use inhalants?	2	0	0	2	0	3		
smoke marijuana?	2	2	0	4	4	3		
Level of Involvement (High Risk Patterns)								
<i>During your life, have you ever...</i>								
been very drunk or sick after drinking alcohol?	0	2	12	10	36	12		
been “high” from using drugs?	5	2	5	8	15	18		
During the past 30 days, did you drink 5 or more drinks of alcohol in a couple of hours?	4	2	5	2	15	15		
AOD Use at School								
During your life, have you ever been drunk or “high” on school property?	2	2	2	2	11	0		
During the past 30 days, did you use marijuana on school property?	0	4	0	0	0	0		
Perceived Harm								
<i>Frequent use of...is harmful.^A</i>								
alcohol (five or more drinks once or twice a week)	73	77	74	68	96	83		
marijuana (once or twice a week)	72	75	77	74	72	77		

Notes: Cells are empty if there are less than 25 respondents.

^ACombines Great, Moderate, and Slight.

Table A10.3
Selected Tobacco Use Measures by Gender

	Grade 7		Grade 9		Grade 11		NT	
	Female %	Male %	Female %	Male %	Female %	Male %	Female %	Male %
During your life, did you ever smoke a cigarette?	4	4	2	6	18	9		
During the past 30 days, did you smoke a cigarette?	5	2	0	2	2	0		
During the past 30 days, did you smoke cigarettes daily?	0	0	0	0	0	0		
During the past 30 days, did you smoke cigarettes on school property?	2	4	0	2	0	0		
Frequent use of cigarettes is harmful. (1-2 packs a day) ^A	74	79	76	72	96	83		

Notes: Cells are empty if there are less than 25 respondents.

^A*Combines Great, Moderate, and Slight.*

Table A10.4
School Safety–Related Indicators by Gender

	Grade 7		Grade 9		Grade 11		NT	
	Female %	Male %	Female %	Male %	Female %	Male %	Female %	Male %
<i>During the past 12 months at school, have you been harassed or bullied for any of the following reasons?</i>								
Race, ethnicity, or national origin	9	30	12	9	4	9		
Religion	12	9	5	0	4	6		
Gender	11	9	12	2	7	0		
Gay/lesbian, or someone thought you were	5	9	2	5	9	9		
Physical/mental disability	7	5	5	7	4	3		
Any other reason	26	13	21	16	7	11		
During the past 12 months at school, have you been in a physical fight?	9	24	0	11	11	9		
Feels safe at school	76	78	86	81	57	74		
Currently belong to a gang	5	6	2	4	2	11		

Note: Cells are empty if there are less than 25 respondents.

Table A10.5
Physical and Mental Health Measures by Gender

	Grade 7		Grade 9		Grade 11		NT	
	Female	Male	Female	Male	Female	Male	Female	Male
	%	%	%	%	%	%	%	%
Eating of breakfast	70	76	56	77	52	63		
Chronic sad or hopeless feelings	34	22	19	18	28	24		

Note: Cells are empty if there are less than 25 respondents.

Resilience & Youth Development Module

1. Module Sample

Table K1.1
Student Sample for Resilience & Youth Development Module

	Grade 7	Grade 9	Grade 11	NT ^A
<i>Student Sample Size</i>				
Target sample	106	102	93	18
Final number	99	85	80	12
Average Response Rate	93%	83%	86%	67%

Note: ^ANT includes continuation, community day, and other alternative school types.

2. Environmental Assets

Table K2.1

Summary of Resilience-Promoting Protective Factors (Developmental Supports)^A

Percent of students scoring High, Moderate, and Low (%)	Grade 7			Grade 9			Grade 11			NT		
	H	M	L	H	M	L	H	M	L	H	M	L
<i>Total Environment^B</i>	55	43	2	51	43	6	49	42	9			
Caring adult relationships ^B	58	36	6	54	39	7	50	41	9			
High expectations ^B	68	29	3	61	35	4	71	27	3			
Opportunities for meaningful participation ^B	33	56	11	29	59	12	30	47	23			
<i>Peer Environment</i>												
Total	51	47	2	57	35	8	62	37	1			
Caring peer relationships	53	37	10	49	39	12	52	37	11			
High expectations: pro-social peers	48	49	2	41	58	1	61	38	1			
<i>Home Environment</i>												
Total	66	30	4	51	43	6	57	38	5			
Caring adult relationships	57	35	8	44	45	11	49	39	11			
High expectations	76	22	2	55	39	6	81	16	3			
Opportunities for meaningful participation	47	46	7	33	57	10	34	46	20			
<i>Community Environment</i>												
Total	63	31	6	51	41	8	61	22	18			
Caring adult relationships	59	32	9	52	40	8	51	34	15			
High expectations	64	30	6	51	42	7	57	29	14			
Opportunities for meaningful participation	47	41	12	45	45	11	49	33	18			

Notes: Cells are empty if there are less than 25 respondents. ^AThese Protective Factors are also known as Environmental Assets. ^BIncludes measures of school protective factors from Table A4.4, as well as peer, home, and community protective factors.

Table K2.2
Peer Environmental Asset Scale Questions

	Grade 7 %	Grade 9 %	Grade 11 %	NT %
<i>Caring Peer Relationships</i>				
<i>I have a friend about my own age... who really cares about me.</i>				
Not at all true	6	8	4	
A little true	16	14	18	
Pretty much true	29	27	29	
Very much true	48	51	49	
<i>who talks with me about my problems.</i>				
Not at all true	12	13	13	
A little true	28	24	14	
Pretty much true	20	18	25	
Very much true	39	44	48	
<i>who helps me when I'm having a hard time.</i>				
Not at all true	8	10	8	
A little true	20	19	18	
Pretty much true	19	22	25	
Very much true	53	49	50	
<i>High Expectations: Pro-Social Peers</i>				
<i>My friends get into a lot of trouble.</i>				
Not at all true	45	49	73	
A little true	42	39	21	
Pretty much true	6	8	3	
Very much true	6	4	4	
<i>My friends try to do what is right.</i>				
Not at all true	4	10	5	
A little true	28	28	16	
Pretty much true	33	43	39	
Very much true	36	19	39	
<i>My friends do well in school.</i>				
Not at all true	5	7	1	
A little true	21	16	15	
Pretty much true	38	54	45	
Very much true	35	23	39	

Question HS/MS K.19-24: I have a friend about my own age... who really cares about me... who talks with me about my problems... who helps me when I'm having a hard time... My friends... get into a lot of trouble... try to do what is right... do well in school.

Note: Cells are empty if there are less than 25 respondents.

Table K2.3
Home Environmental Asset Scale Questions

In my home, there is a parent or some other adult...	Grade 7 %	Grade 9 %	Grade 11 %	NT %
<i>Caring Adult Relationships</i>				
who is interested in my schoolwork.				
Not at all true	7	7	6	
A little true	16	15	15	
Pretty much true	24	37	32	
Very much true	52	40	46	
who talks with me about my problems.				
Not at all true	19	11	18	
A little true	11	18	16	
Pretty much true	23	35	18	
Very much true	46	35	48	
who listens to me when I have something to say.				
Not at all true	10	11	11	
A little true	11	18	19	
Pretty much true	20	32	22	
Very much true	58	39	48	
<i>High Expectations</i>				
who expects me to follow the rules.				
Not at all true	3	10	3	
A little true	11	15	6	
Pretty much true	30	30	27	
Very much true	56	45	65	
who believes that I will be a success.				
Not at all true	3	7	3	
A little true	10	12	8	
Pretty much true	21	29	19	
Very much true	65	52	71	
who always wants me to do my best.				
Not at all true	3	6	3	
A little true	4	5	4	
Pretty much true	17	37	18	
Very much true	76	52	76	

Question HS/MS K.25-30: In my home, there is a parent or some other adult... who expects me to follow the rules... who is interested in my schoolwork... who believes that I will be a success... who talks with me about my problems... who always wants me to do my best... who listens to me when I have something to say.

Note: Cells are empty if there are less than 25 respondents.

Table K2.3
Home Environmental Asset Scale Questions – Continued

At home, ...	Grade 7	Grade 9	Grade 11	NT
	%	%	%	%
<i>Opportunities for Meaningful Participation</i>				
I do fun things or go fun places with my parents or other adults.				
Not at all true	5	8	14	
A little true	14	24	24	
Pretty much true	27	30	28	
Very much true	54	38	34	
I do things that make a difference.				
Not at all true	9	14	22	
A little true	34	37	27	
Pretty much true	30	26	28	
Very much true	27	23	23	
I help make decisions with my family.				
Not at all true	9	11	14	
A little true	23	24	22	
Pretty much true	24	32	28	
Very much true	44	33	37	

Question HS/MS K.31-33: At home, ... I do fun things or go fun places with my parents or other adults... I do things that make a difference... I help make decisions with my family.

Note: Cells are empty if there are less than 25 respondents.

Table K2.4
Community Environmental Asset Scale Questions

Outside of my home and school, there is an adult...	Grade 7	Grade 9	Grade 11	NT
	%	%	%	%
<i>Caring Adult Relationships</i>				
who really cares about me.				
Not at all true	5	8	14	
A little true	15	15	9	
Pretty much true	22	30	23	
Very much true	57	46	54	
who notices when I am upset about something.				
Not at all true	14	7	20	
A little true	18	18	8	
Pretty much true	26	34	25	
Very much true	42	41	47	
whom I trust.				
Not at all true	7	8	16	
A little true	9	14	10	
Pretty much true	21	31	22	
Very much true	63	46	52	
<i>High Expectations</i>				
who tells me when I do a good job.				
Not at all true	6	8	14	
A little true	18	13	10	
Pretty much true	25	33	24	
Very much true	51	46	52	
who believes that I will be a success.				
Not at all true	7	7	13	
A little true	10	14	10	
Pretty much true	19	30	24	
Very much true	64	48	53	
who always wants me to do my best.				
Not at all true	5	7	13	
A little true	8	12	8	
Pretty much true	22	31	25	
Very much true	65	49	54	

Question HS/MS K.34-39: Outside of my home and school, there is an adult... who really cares about me... who tells me when I do a good job... who notices when I am upset about something... who believes that I will be a success... who always wants me to do my best... whom I trust.

Note: Cells are empty if there are less than 25 respondents.

Table K2.4
Community Environmental Asset Scale Questions – Continued

Outside of my home and school, ...	Grade 7	Grade 9	Grade 11	NT
	%	%	%	%
<i>Opportunities for Meaningful Participation</i>				
I am part of clubs, sports teams, church/temple, or other group activities.				
Not at all true	19	16	19	
A little true	15	18	10	
Pretty much true	20	20	16	
Very much true	45	46	54	
I am involved in music, art, literature, sports, or a hobby.				
Not at all true	22	17	23	
A little true	10	18	11	
Pretty much true	17	23	11	
Very much true	51	42	54	
I help other people.				
Not at all true	9	10	13	
A little true	26	17	25	
Pretty much true	37	37	26	
Very much true	29	36	36	

Question HS/MS K.40-42: Outside of my home and school, ... I am part of clubs, sports teams, church/temple, or other group activities... I am involved in music, art, literature, sports, or a hobby... I help other people.

Note: Cells are empty if there are less than 25 respondents.

3. Internal Assets

Table K3.1

Summary of Internal Strengths

Percent of students scoring High, Moderate, and Low (%)	Grade 7			Grade 9			Grade 11			NT		
	H	M	L	H	M	L	H	M	L	H	M	L
<i>Total</i>	63	36	1	62	37	1	57	41	3			
Cooperation and communication	47	47	5	46	50	4	41	46	13			
Self-efficacy	49	49	2	48	52	0	56	41	3			
Empathy	64	32	4	48	49	4	56	38	6			
Problem solving	34	52	14	44	49	7	39	43	19			
Self-awareness	55	42	3	55	39	6	56	39	5			
Goals and aspirations	74	22	4	79	21	0	80	19	1			

Notes: Cells are empty if there are less than 25 respondents.

Table K3.2
Internal Strength Scale Questions

	Grade 7 %	Grade 9 %	Grade 11 %	NT %
Cooperation and Communication				
I can work with someone who has different opinions than mine.				
Not at all true	11	0	6	
A little true	11	26	21	
Pretty much true	39	42	39	
Very much true	38	32	34	
I enjoy working together with other students my age.				
Not at all true	7	1	14	
A little true	14	21	20	
Pretty much true	34	31	31	
Very much true	44	46	35	
I stand up for myself without putting others down.				
Not at all true	6	6	11	
A little true	20	17	23	
Pretty much true	33	40	37	
Very much true	40	37	29	
Self-Efficacy				
I can work out my problems.				
Not at all true	7	5	5	
A little true	21	18	10	
Pretty much true	38	33	45	
Very much true	34	44	39	
I can do most things if I try.				
Not at all true	1	0	0	
A little true	17	15	10	
Pretty much true	39	43	38	
Very much true	44	42	53	
There are many things that I do well.				
Not at all true	0	0	4	
A little true	17	16	13	
Pretty much true	44	43	38	
Very much true	39	41	46	

Question HS/MS K.6-9, 13, 14: I can work out my problems... I can do most things if I try... I can work with someone who has different opinions than mine... There are many things that I do well... I enjoy working together with other students my age... I stand up for myself without putting others down.

Note: Cells are empty if there are less than 25 respondents.

Table K3.2
Internal Strength Scale Questions – Continued

	Grade 7 %	Grade 9 %	Grade 11 %	NT %
<i>Empathy</i>				
I feel bad when someone gets their feelings hurt.				
Not at all true	5	6	8	
A little true	10	17	19	
Pretty much true	32	38	24	
Very much true	52	39	49	
I try to understand what other people go through.				
Not at all true	3	1	1	
A little true	14	19	14	
Pretty much true	39	39	35	
Very much true	44	40	49	
I try to understand how other people feel and think.				
Not at all true	4	1	6	
A little true	14	18	18	
Pretty much true	40	42	31	
Very much true	43	39	45	
<i>Problem solving</i>				
I know where to go for help with a problem.				
Not at all true	5	2	9	
A little true	19	14	20	
Pretty much true	29	37	23	
Very much true	47	46	49	
I try to work out problems by talking or writing about them.				
Not at all true	26	15	24	
A little true	25	20	20	
Pretty much true	26	24	25	
Very much true	24	40	31	
When I need help, I find someone to talk with.				
Not at all true	18	8	19	
A little true	18	25	18	
Pretty much true	32	28	29	
Very much true	32	39	34	

Question HS/MS K.4, 5, 10-12, 15: I know where to go for help with a problem... I try to work out problems by talking or writing about them... I feel bad when someone gets their feelings hurt... I try to understand what other people go through... When I need help, I find someone to talk with... I try to understand how other people feel and think.

Note: Cells are empty if there are less than 25 respondents.

Table K3.2
Internal Strength Scale Questions – Continued

	Grade 7 %	Grade 9 %	Grade 11 %	NT %
<i>Self-Awareness</i>				
There is a purpose to my life.				
Not at all true	7	5	9	
A little true	9	14	15	
Pretty much true	24	31	16	
Very much true	59	50	60	
I understand my moods and feelings.				
Not at all true	6	5	10	
A little true	16	13	18	
Pretty much true	35	31	27	
Very much true	43	51	46	
I understand why I do what I do.				
Not at all true	7	7	6	
A little true	16	13	15	
Pretty much true	34	30	29	
Very much true	43	49	49	
<i>Goals and Aspirations</i>				
I have goals and plans for the future.				
Not at all true	5	4	1	
A little true	18	10	11	
Pretty much true	28	30	23	
Very much true	49	57	65	
I plan to graduate from high school.				
Not at all true	2	0	0	
A little true	6	6	5	
Pretty much true	19	14	11	
Very much true	73	80	84	
I plan to go to college or some other school after high school.				
Not at all true	3	1	1	
A little true	11	9	8	
Pretty much true	25	18	18	
Very much true	61	72	74	

Question HS/MS K.1-3, 16-18: I have goals and plans for the future... I plan to graduate from high school... I plan to go to college or some other school after high school... There is a purpose to my life... I understand my moods and feelings... I understand why I do what I do.

Note: Cells are empty if there are less than 25 respondents.

School Climate Module

1. Module Sample

Table M1.1
Student Sample for School Climate Module

	Grade 7	Grade 9	Grade 11	NT ^A
<i>Student Sample Size</i>				
Target sample	106	102	93	18
Final number	100	86	81	12
Average Response Rate	94%	84%	87%	67%

Note: ^ANT includes continuation, community day, and other alternative school types.

2. Supports for Learning & Student Academic Engagement

Table M2.1

Supports for Learning

	Grade 7 %	Grade 9 %	Grade 11 %	NT %
Students at this school are motivated to learn.				
Strongly disagree	7	9	10	
Disagree	11	8	14	
Neither disagree nor agree	39	35	40	
Agree	30	36	30	
Strongly agree	12	12	7	
Adults at this school encourage me to work hard so I can be successful in college or at the job I choose.				
Strongly disagree	7	6	13	
Disagree	9	2	6	
Neither disagree nor agree	17	16	28	
Agree	29	51	41	
Strongly agree	38	25	13	
My teachers work hard to help me with my schoolwork when I need it.				
Strongly disagree	7	5	6	
Disagree	4	1	12	
Neither disagree nor agree	11	19	32	
Agree	48	51	40	
Strongly agree	30	25	10	
Teachers show how classroom lessons are helpful to students in real life.				
Strongly disagree	8	6	12	
Disagree	7	4	25	
Neither disagree nor agree	22	27	35	
Agree	36	42	26	
Strongly agree	26	21	2	

Question HS/MS M.1-4: How strongly do you agree or disagree with the following statements about your school?... Students at this school are motivated to learn... Adults at this school encourage me to work hard so I can be successful in college or at the job I choose... My teachers work hard to help me with my schoolwork when I need it... Teachers show how classroom lessons are helpful to students in real life.

Note: Cells are empty if there are less than 25 respondents.

Table M2.1
Supports for Learning – Continued

	Grade 7 %	Grade 9 %	Grade 11 %	NT %
Teachers give students a chance to take part in classroom discussions or activities.				
Strongly disagree	4	6	4	
Disagree	7	2	11	
Neither disagree nor agree	20	21	28	
Agree	40	46	48	
Strongly agree	28	24	10	
This school is a supportive and inviting place for students to learn.				
Strongly disagree	5	5	9	
Disagree	10	1	11	
Neither disagree nor agree	21	14	36	
Agree	38	52	33	
Strongly agree	25	28	11	
Teachers go out of their way to help students.				
Strongly disagree	5	6	11	
Disagree	5	4	15	
Neither disagree nor agree	24	18	31	
Agree	42	49	37	
Strongly agree	23	23	6	
Teachers help students catch up when they return from an absence.				
Strongly disagree	6	8	10	
Disagree	3	7	25	
Neither disagree nor agree	16	23	28	
Agree	44	37	31	
Strongly agree	31	24	6	

Question HS/MS M.5-8: How strongly do you agree or disagree with the following statements about your school?... Teachers give students a chance to take part in classroom discussions or activities... This school is a supportive and inviting place for students to learn... Teachers go out of their way to help students... Teachers help students catch up when they return from an absence.

Note: Cells are empty if there are less than 25 respondents.

Table M2.1
Supports for Learning – Continued

	Grade 7 %	Grade 9 %	Grade 11 %	NT %
My teachers give me useful feedback on my work.				
Strongly disagree	4	4	6	
Disagree	7	6	15	
Neither disagree nor agree	18	24	37	
Agree	48	46	37	
Strongly agree	22	20	5	
My classroom is so crowded it is hard to concentrate and learn.				
Strongly disagree	23	20	21	
Disagree	36	28	38	
Neither disagree nor agree	22	38	36	
Agree	13	9	3	
Strongly agree	6	6	3	

Question HS/MS M.9, 42: How strongly do you agree or disagree with the following statements about your school?... My teachers give me useful feedback on my work... My classroom is so crowded it is hard to concentrate and learn.

Note: Cells are empty if there are less than 25 respondents.

Table M2.2
Student Academic Mindset and Learning Engagement

	Grade 7 %	Grade 9 %	Grade 11 %	NT %
Students pay attention in class.				
Strongly disagree	8	11	9	
Disagree	23	15	15	
Neither disagree nor agree	41	41	46	
Agree	24	21	25	
Strongly agree	4	12	5	
Students try their best in school.				
Strongly disagree	3	8	11	
Disagree	13	13	11	
Neither disagree nor agree	41	49	49	
Agree	32	19	24	
Strongly agree	10	10	5	
Students usually follow the rules at school.				
Strongly disagree	10	7	9	
Disagree	13	13	10	
Neither disagree nor agree	35	42	48	
Agree	33	29	28	
Strongly agree	8	8	5	
Students turn in their homework on time.				
Strongly disagree	6	10	8	
Disagree	29	13	11	
Neither disagree nor agree	45	49	53	
Agree	19	18	24	
Strongly agree	1	11	5	

Question HS/MS M.46-49: How strongly do you agree or disagree with the following statements about your school?... Students pay attention in class... Students try their best in school... Students usually follow the rules at school... Students turn in their homework on time.

Note: Cells are empty if there are less than 25 respondents.

3. Fairness and Respect for Diversity

Table M3.1

Fairness and Respect

	Grade 7 %	Grade 9 %	Grade 11 %	NT %
Adults at this school treat all students with respect.				
Strongly disagree	8	4	15	
Disagree	8	7	20	
Neither disagree nor agree	21	21	26	
Agree	33	48	35	
Strongly agree	29	21	5	
Students treat teachers with respect.				
Strongly disagree	6	5	19	
Disagree	13	12	19	
Neither disagree nor agree	47	41	35	
Agree	21	28	27	
Strongly agree	12	14	1	
The school rules are fair.				
Strongly disagree	10	8	21	
Disagree	9	6	11	
Neither disagree nor agree	20	20	32	
Agree	37	40	33	
Strongly agree	23	25	2	
All students are treated fairly when they break school rules.				
Strongly disagree	14	4	16	
Disagree	13	15	14	
Neither disagree nor agree	22	20	32	
Agree	34	42	37	
Strongly agree	17	19	1	

Question HS/MS M.10-13: How strongly do you agree or disagree with the following statements about your school?... Adults at this school treat all students with respect... Students treat teachers with respect... The school rules are fair... All students are treated fairly when they break school rules.

Note: Cells are empty if there are less than 25 respondents.

Table M3.2
Respect for Diversity

	Grade 7 %	Grade 9 %	Grade 11 %	NT %
I have been disrespected by an adult at this school because of my race, ethnicity, or culture.				
Strongly disagree	55	40	41	
Disagree	19	27	33	
Neither disagree nor agree	13	24	18	
Agree	6	4	8	
Strongly agree	6	5	1	
There is a lot of tension in this school between people of different cultures, races, or ethnicities.				
Strongly disagree	33	29	38	
Disagree	22	32	26	
Neither disagree nor agree	28	30	23	
Agree	14	4	8	
Strongly agree	3	6	6	
Students in this school respect each other's differences.				
Strongly disagree	10	11	11	
Disagree	8	13	10	
Neither disagree nor agree	30	30	36	
Agree	34	31	34	
Strongly agree	18	14	9	
Adults in this school respect differences in students.				
Strongly disagree	6	8	5	
Disagree	1	10	8	
Neither disagree nor agree	22	25	40	
Agree	38	36	31	
Strongly agree	33	21	16	

Question HS/MS M.36-39: How strongly do you agree or disagree with the following statements about your school?... I have been disrespected by an adult at this school because of my race, ethnicity, or culture... There is a lot of tension in this school between people of different cultures, races, or ethnicities... Students in this school respect each other's differences (for example, gender, race, culture, sexual orientation)... Adults in this school respect differences in students (for example, gender, race, culture, sexual orientation).

Note: Cells are empty if there are less than 25 respondents.

Table M3.2
Respect for Diversity – Continued

	Grade 7 %	Grade 9 %	Grade 11 %	NT %
Teachers show that they think it is important for students of different races and cultures at this school to get along with each other.				
Strongly disagree	4	10	3	
Disagree	2	12	10	
Neither disagree nor agree	24	27	51	
Agree	36	30	26	
Strongly agree	34	21	10	

Question HS/MS M.40: How strongly do you agree or disagree with the following statements about your school?... Teachers show that they think it is important for students of different races and cultures at this school to get along with each other.

Note: Cells are empty if there are less than 25 respondents.

4. Disciplinary Environment

Table M4.1

Consistency and Clarity of Rules and Expectations

	Grade 7 %	Grade 9 %	Grade 11 %	NT %
This school clearly informs students what would happen if they break school rules.				
Strongly disagree	6	4	11	
Disagree	5	4	3	
Neither disagree nor agree	14	19	28	
Agree	35	43	49	
Strongly agree	39	30	10	
Rules in this school are made clear to students.				
Strongly disagree	4	4	5	
Disagree	7	8	6	
Neither disagree nor agree	22	24	35	
Agree	45	45	48	
Strongly agree	21	19	6	
This school makes it clear how students are expected to act.				
Strongly disagree	4	4	2	
Disagree	4	7	7	
Neither disagree nor agree	18	19	31	
Agree	43	46	53	
Strongly agree	30	24	6	

Question HS/MS M.14, 19-20: How strongly do you agree or disagree with the following statements about your school?... This school clearly informs students what would happen if they break school rules... Rules in this school are made clear to students... This school makes it clear how students are expected to act.

Note: Cells are empty if there are less than 25 respondents.

Table M4.2
Disciplinary Harshness

	Grade 7 %	Grade 9 %	Grade 11 %	NT %
The rules in this school are too strict.				
Strongly disagree	21	8	6	
Disagree	12	21	19	
Neither disagree nor agree	34	31	47	
Agree	20	24	14	
Strongly agree	12	15	15	
It is easy for students to get kicked out of class or get suspended.				
Strongly disagree	10	7	6	
Disagree	16	14	15	
Neither disagree nor agree	34	29	51	
Agree	22	29	22	
Strongly agree	18	20	6	
Students get in trouble for breaking small rules.				
Strongly disagree	5	5	2	
Disagree	13	22	15	
Neither disagree nor agree	32	27	41	
Agree	28	29	27	
Strongly agree	22	17	15	
Teachers are very strict here.				
Strongly disagree	12	7	2	
Disagree	22	24	28	
Neither disagree nor agree	35	49	47	
Agree	18	14	16	
Strongly agree	13	6	6	

Question HS/MS M.15-18: How strongly do you agree or disagree with the following statements about your school?... The rules in this school are too strict... It is easy for students to get kicked out of class or get suspended... Students get in trouble for breaking small rules... Teachers are very strict here.

Note: Cells are empty if there are less than 25 respondents.

5. Student Peer Relationships

Table M5.1

Peer Caring Relationships

	Grade 7 %	Grade 9 %	Grade 11 %	NT %
Students enjoy doing things with each other during school activities.				
Strongly disagree	5	4	5	
Disagree	4	2	6	
Neither disagree nor agree	23	26	30	
Agree	42	46	41	
Strongly agree	26	21	18	
Students care about each other.				
Strongly disagree	4	4	10	
Disagree	10	4	12	
Neither disagree nor agree	43	46	33	
Agree	30	33	35	
Strongly agree	12	13	10	
Students treat each other with respect.				
Strongly disagree	8	4	10	
Disagree	15	8	14	
Neither disagree nor agree	46	48	40	
Agree	25	29	27	
Strongly agree	6	12	10	
Students get along well with each other.				
Strongly disagree	5	4	9	
Disagree	12	5	5	
Neither disagree nor agree	43	40	37	
Agree	33	40	40	
Strongly agree	6	12	10	

Question HS/MS M.21-24: How strongly do you agree or disagree with the following statements about your school?... Students enjoy doing things with each other during school activities... Students care about each other... Students treat each other with respect... Students get along well with each other.

Note: Cells are empty if there are less than 25 respondents.

6. Social and Emotional Learning

Table M6.1

Supports for Social and Emotional Learning

	Grade 7 %	Grade 9 %	Grade 11 %	NT %
This school encourages students to feel responsible for how they act.				
Strongly disagree	4	4	5	
Disagree	13	2	11	
Neither disagree nor agree	18	33	33	
Agree	41	46	42	
Strongly agree	24	14	9	
Students are often given rewards for being good.				
Strongly disagree	11	10	10	
Disagree	14	13	23	
Neither disagree nor agree	28	33	41	
Agree	29	35	20	
Strongly agree	18	10	6	
This school encourages students to understand how others think and feel.				
Strongly disagree	9	6	14	
Disagree	9	7	21	
Neither disagree nor agree	28	43	33	
Agree	36	32	27	
Strongly agree	18	12	5	
Students are taught that they can control their own behavior.				
Strongly disagree	6	4	9	
Disagree	7	7	21	
Neither disagree nor agree	19	30	30	
Agree	43	42	38	
Strongly agree	24	18	2	

Question HS/MS M.25-28: How strongly do you agree or disagree with the following statements about your school?... This school encourages students to feel responsible for how they act... Students are often given rewards for being good... This school encourages students to understand how others think and feel... Students are taught that they can control their own behavior.

Note: Cells are empty if there are less than 25 respondents.

Table M6.1
Supports for Social and Emotional Learning – Continued

	Grade 7 %	Grade 9 %	Grade 11 %	NT %
This school helps students solve conflicts with one another.				
Strongly disagree	10	6	10	
Disagree	7	7	23	
Neither disagree nor agree	25	37	38	
Agree	39	37	25	
Strongly agree	19	13	5	
This school encourages students to care about how others feel.				
Strongly disagree	6	4	10	
Disagree	7	6	27	
Neither disagree nor agree	26	41	35	
Agree	41	35	22	
Strongly agree	20	13	6	

Question HS/MS M.29-30: How strongly do you agree or disagree with the following statements about your school?... This school helps students solve conflicts with one another... This school encourages students to care about how others feel.

Note: Cells are empty if there are less than 25 respondents.

7. School Anti-Bullying Climate

Table M7.1

School Responses to Bullying

	Grade 7 %	Grade 9 %	Grade 11 %	NT %
Teachers here make it clear to students that bullying is not tolerated.				
Strongly disagree	4	5	4	
Disagree	6	1	16	
Neither disagree nor agree	13	25	28	
Agree	23	40	32	
Strongly agree	54	30	20	
If another student was bullying me, I would tell one of the teachers or staff at school.				
Strongly disagree	11	8	15	
Disagree	8	6	18	
Neither disagree nor agree	19	30	29	
Agree	24	31	26	
Strongly agree	38	25	13	
Students tell teachers when other students are being bullied.				
Strongly disagree	11	6	18	
Disagree	17	12	26	
Neither disagree nor agree	31	44	39	
Agree	29	25	14	
Strongly agree	12	13	4	

Question HS/MS M.31-33: How strongly do you agree or disagree with the following statements about your school?... Teachers here make it clear to students that bullying is not tolerated... If another student was bullying me, I would tell one of the teachers or staff at school... Students tell teachers when other students are being bullied.

Note: Cells are empty if there are less than 25 respondents.

Table M7.1
School Responses to Bullying – Continued

	Grade 7 %	Grade 9 %	Grade 11 %	NT %
If I tell a teacher that someone is bullying me, the teacher will do something to help.				
Strongly disagree	4	4	3	
Disagree	3	2	6	
Neither disagree nor agree	22	21	39	
Agree	32	46	36	
Strongly agree	38	26	16	
Students here try to stop bullying when they see it happening.				
Strongly disagree	12	6	14	
Disagree	9	6	18	
Neither disagree nor agree	37	40	45	
Agree	29	34	19	
Strongly agree	13	14	5	

Question HS/MS M.34-35: How strongly do you agree or disagree with the following statements about your school?... If I tell a teacher that someone is bullying me, the teacher will do something to help... Students here try to stop bullying when they see it happening.

Note: Cells are empty if there are less than 25 respondents.

8. Facilities Physical Environment

Table M8.1

Quality of Physical Environment

	Grade 7 %	Grade 9 %	Grade 11 %	NT %
The schoolyard and buildings are clean and in good condition.				
Strongly disagree	10	11	14	
Disagree	14	6	14	
Neither disagree nor agree	23	29	30	
Agree	38	37	33	
Strongly agree	14	18	10	
The school grounds are kept clean.				
Strongly disagree	13	7	9	
Disagree	20	10	9	
Neither disagree nor agree	27	27	31	
Agree	27	39	40	
Strongly agree	13	17	11	

Question HS/MS M.41, 45: How strongly do you agree or disagree with the following statements about your school?... The schoolyard and buildings are clean and in good condition... The school grounds are kept clean.

Note: Cells are empty if there are less than 25 respondents.

9. Scheduled Lunch

Table M9.1

Scheduled Lunch at School

	Grade 7 %	Grade 9 %	Grade 11 %	NT %
I eat my lunch at the right time of day.				
Strongly disagree	6	11	11	
Disagree	9	13	5	
Neither disagree nor agree	20	20	23	
Agree	40	32	49	
Strongly agree	25	24	13	
I have plenty of time to eat my lunch.				
Strongly disagree	14	11	15	
Disagree	15	12	13	
Neither disagree nor agree	17	21	26	
Agree	41	31	36	
Strongly agree	15	25	10	

Question HS/MS M.43, 44: How strongly do you agree or disagree with the following statements about your school?... I eat my lunch at the right time of day... I have plenty of time to eat my lunch.

Note: Cells are empty if there are less than 25 respondents.

Local Memorandum of Understanding (MOU)

Between

Colusa County Office of Education

And

Colusa Unified School District

1. Purpose

This non-financial agreement is a Memorandum of Understanding between the Colusa County Office of Education (CCOE) and the Colusa Unified School District (CUSD). CUSD will support CCOE in the efforts of the CTE Incentive Grant with ADA of 98 students for the initial grant year ending June 30, 2017. CUSD will further support CCOE Career Technical Education opportunities with encouraging CUSD students to participate in these opportunities.

2. Colusa USD Location

Colusa Unified School District
745 10th Street
Colusa, CA 95932

3. Colusa County Office of Education Location

Colusa County Office of Education
345 Fifth Street
Colusa, CA 95932

4. Effective Dates


This agreement is effective 11/30/15 to June 30, 2017. The agreement will be renegotiated each grant year.

5. Signatures

Parties to this local MOU agree to all terms and conditions contained herein by signature and by reference to the terms and conditions in the MOU.


Michael P. West
Colusa County Superintendent of Schools

Date



Dwayne Newman

Colusa Unified School District Superintendent



Date

Memorandum

To: Dwayne Newman, Superintendent
From: Wallace E. Browe
CUSD Measure A Bond Program Manager
Date: February 2, 2016
Subject: Measure A Bond Program Progress Update #8
For February 9, 2016 Board Meeting

This memorandum is to provide a progress update on Colusa Unified School District's Measure A Bond Program.

1. Measure A Bond Program Budgets

CPM reported on budget update information to the Citizens Bond Oversight Committee on January 25. Program is currently showing a positive surplus with defined scope on all projects as compared to the Measure A Bond Budget. Meetings will continue with Dwayne to update and discuss revisions to the budgets.

2. Citizens' Bond Oversight Committee (CBOC)

The CBOC met on January 25, 2016 with Dwayne and CPM. All budgets were reviewed and discussed. The CBOC approved the Program Budget to date. The next CBOC is tentatively scheduled for April, 2016 with a project site walk(s) to be included.

3. Prop. 39 California Clean Energy Jobs Act

The Energy Expenditure Plans (EEP) for all three sites has been approved by the California Energy Commission (CEC) on October 21st. We continue planning on wrapping the EEP scope of work to be concurrent and completed with our other summer work. The work must be installed by 2019 to be compliant. Minor setback with one piece of work includes the installation of the 32 Bard HVAC units at the portable classrooms. Currently as designed, with Title 24 Energy necessities combined with air intake regulations, the units must operate continually at maximum capability in order to maintain constant cool air displacement. The Prop 39 Design Team is developing options for the District's review.

4. Department of State Architect (DSA) Certification

CPM continues to work with DSA to close 3 uncertified projects prior to the (DSA) approval of the summer 2016 project documents. CPM has joined forces with Nexus Architects and is meeting face to face with DSA to discuss the certifications. Our continued effort with this close-out certification requirement has validated our resolve with DSA. DSA will not hold up our projects from being approved. However, DSA will not certify (Close-out) our current projects until these projects from the early 90's are resolved. The biggest impediment to this certification process is the final verified reports from the relocatable manufacturer for a relocatable building at Burchfield and another relocatable building at Colusa High School. Obviously the manufacturer is out of business, so the remedy includes meeting with the DSA and agreeing to an engineered solution to field verify that the existing buildings at the schools were designed and constructed per the approved DSA drawings.

5. Single Source Manufacturers Resolution

CPM will be submitting for Board approval a single source resolution. This requested Board Resolution has been reviewed and approved by legal counsel. Currently it will be the only single source request for the program. The product is the Silent Knight Fire Alarm System. This system is already being used in the District and will create consistency with maintenance and operations moving forward. The

system is also non-proprietary and will allow for various vendors to solicit bids in during the bidding process. Also, it can be serviced by various vendors to help with competitive pricing.

6. District-Wide Fire Alarm Replacements

The DSA has approved the District-Wide Fire Alarm Project.

The Project is scheduled to go out-to-bid in February 10th. The current 100% CD estimate has the project on-budget. The project will be bid together with 3 phases. Each phase will represent each of the schools.

7. District-Wide Low Voltage (LV) System Replacement

CPM met with the District and Audio Enhancement for a demonstration of the IP/Paging and Intercom System. The District approved the product with the potential enhancements that can be added later if requested. This would include voice amplification and Safe School components for added site security. The bid documents are currently being developed for the IP/Paging System. The revised finalized out-to-bid date was extended to Mid-February. The District has completed their analysis of the specific locations for pathway requirements. This information was necessary to complete the bid documents.

8. Egling Choir Portable and Paving Replacement

The Project was submitted into DSA on December 8th. All reviews and comments were incorporated into the design. The current estimate indicates the project is roughly \$238,000 over budget. Bidding documents are being developed. We expect DSA approval by March 18th.

9. Burchfield ADA Restroom & Paving Replacement | Colusa High Gymnasium HVAC and ADA Restroom Replacement

The Project was submitted into DSA on December 8th. All reviews and comments were incorporated into the design. The current 100% CD estimate indicates the project is roughly \$134,000 under budget with some minor additional scope added to the project. Bidding documents are being developed. We expect DSA approval by March 16th.

10. Colusa High School Gym HVAC and Restroom ADA Modernization

The Project was submitted into DSA on December 24th. All reviews and comments were incorporated into the design. The current 100% CD estimate is currently \$20,900 under budget. Bidding documents are being developed. We expect DSA approval by March 28th.

11. Colusa High School Agricultural Support Building

The site adapt design has been completed by Architectural Nexus. This design was necessary for site coordination and tie-ins for sewer, water and electrical. The soil has been analyzed and engineered for the preparation of the slab. This analysis will provide Schmidt Construction, the building installer with critical information for footing and slab placements. A Project Kick-off meeting was held on January 7th with Schmidt Construction. The project is awaiting clearance from the local Indian Tribe jurisdiction as required for compliance with newly regulated AB52.

Colusa County SELPA

Funding Formula Review

December 2015

The following SELPA funding model option incorporates a district's percentage of total SELPA Revenue against the district's current SELPA Participation percentage to arrive at a "fair excess cost" projection.

FORMULA OPTION

(SELPA Expenditure Total) X (District Program %) – (District Revenue %) = Fair Excess Cost Amount

2015-16 SELPA Expenditure Total = \$4,676,745

District Program % is based on number of students receiving SELPA services.

District Revenue % is based on ADA % of Total SELPA Revenue for 2015-16 (\$2,444,491)

DISTRICT PROFILES

CUSD: \$4,676,745 X .330508 (\$1,545,702) - \$774,904 = \$771,134 Fair Excess Cost Amount

MUSD: \$4,676,745 X .089831 (\$420,115) - \$173,559 = \$246,558 Fair Excess Cost Amount

PUSD: \$4,676,745 X .310169 (\$1,450,581) - \$784,681 = \$665,900 Fair Excess Cost Amount

WUSD: \$4,676,745 X .269492 (\$1,260,345) - \$711,347 = \$548,998 Fair Excess Cost Amount

2015-16 SELPA IMPACT

With current budget numbers and estimated district ADA totals, the following represents the cost impact to districts versus the current formula.

District	Current Excess Cost	New Formula Cost	Difference
CUSD	737,778	771,134	+ 33,356
MUSD	200,526	246,558	+ 46,558
PUSD	692,376	665,900	-26,476
WUSD	601,574	548,998	-52,576
Totals	2,232,254	2,232,590	

Note: Using estimated ADA percentages based on current CBEDS data and rounding off funding per ADA to \$515 creates a small bottom-line difference of \$336.

COLUSA UNIFIED SCHOOL DISTRICT
745 Tenth St.
Colusa, CA 95932

RESOLUTION #2015-16.05
ADOPTING COMPATIBILITY, UNIFORMITY AND STANDARDIZATION FOR
ANALOG ADDRESSABLE, FIRE ALARM
WITH EMERGENCY VOICE SYSTEM
AT THE COLUSA UNIFIED SCHOOL DISTRICT

WHEREAS, the Governing Board of the Colusa Unified School District (“District”) intends on expending considerable funds on a building program to upgrade and modernize its facilities including installation of an Analog Addressable, Fire Alarm with Emergency Voice System throughout the District; and

WHEREAS, a failure in the Analog Addressable, Fire Alarm with Emergency Voice System could result in danger to the safety and welfare of school children; and

WHEREAS, the District and its consultants have undertaken considerable research into Analog Addressable, Fire Alarm with Emergency Voice System that would properly serve the District’s administrative and educational purposes; and

WHEREAS, the District’s existing facilities will already be utilizing the proposed Analog Addressable, Fire Alarm with Emergency Voice System. The District’s intent is to match the existing system currently in the course of completion in the District and to avoid the cost of designing and engineering systems that may not be compatible, could never be made compatible or could only be made compatible after expending considerable District resources and funds; and

WHEREAS, pursuant to Public Contract Code Section 3400(b), the District desires to design certain products/brands for current and future projects to match items in existing projects so as to establish a Analog Addressable, Fire Alarm with Emergency Voice System, thus, avoiding incompatibility issues; and

WHEREAS, the District has determined that due to the issues addressed in this Resolution which arise with Analog Addressable, Fire Alarm with Emergency Voice System, the only manufacturer who may provide products is set forth in these documents unless overwhelming circumstances may be presented that other manufacturers can provide completely identical and compatible products; and

WHEREAS, the District has established a construction committee comprised of District personnel (“Construction Committee”) that shall meet on an annual basis to re-evaluate the District’s Specifications related to Analog Addressable, Fire Alarm with Emergency Voice System, as well as the District’s findings and Specifications regarding the same. Based on the Construction

Committee's evaluation of other products, manufacturers and products and systems submitted by other vendors for proposed substitutions, the District may accordingly revise its Specifications and issue updated findings at the annual re-evaluation; and

WHEREAS, the District previously adopted a resolution in accordance with Public Contract Code section 3400 to specify the use of the Silent Knight Fire Alarm with Emergency Voice System in the District. After experiencing problems with the Simplex Fire Alarm system including non-responsiveness and lack of support from vendor and manufacturer, unresolved system problems, excessive failure rate of basic system components, and excessive cost increases with unreasonably long delivery times for basic replacement parts, the Construction Committee determined it was in the District's best interest to replace the Simplex Fire Alarm system with the system specified in this Resolution; and

WHEREAS, the District, pursuant to Public Contract Code Section 3400, intends to establish uniform standards for Silent Knight Fire Alarm with Emergency Voice System for the following reasons:

1. Stand-alone analog addressable, fire alarm system with emergency voice system. The District has utilized the Silent Knight Fire Alarm system on existing schools. This provides consistency and ease of maintenance for service related necessities.
2. Fire Alarm System does not require proprietary contractors to install the system. This creates more competition with bidders to compete for the installation of the system.
3. Most components are available "off- the-shelf" and service can be performed directly by the District or a non-proprietary contractor.

NOW, THEREFORE, THE BOARD DOES HEREBY RESOLVE, DETERMINE, AND ORDER AS FOLLOWS:

Section 1. That the above recitals are all true and correct.

Section 2. That the District intends on expending considerable funds toward Fire Alarm with Emergency Voice System District-wide and is concerned with the following critical issues:

1. That all Fire Alarm with Emergency Voice Systems throughout the District are compatible;
2. That all Fire Alarm with Emergency Voice Systems are uniform;
3. That all Fire Alarm with Emergency Voice System may be serviced on a District-wide basis;

4. That all Fire Alarm with Emergency Voice System are consistent to promote the safety of students and to protect District property; and
5. That all systems, equipment, and data being processed are standardized District-wide to minimize system failures and repairs.

Section 3. That the District’s Construction Committee shall re-evaluate District Specifications on an annual basis and review the products and systems addressed in this Resolution based on issues of compatibility, durability, maintenance and other criteria as the Construction Committee deems appropriate.

Section 4. That any vendor or manufacturer may submit requests with appropriate back-up documentation and information to be considered as a District Standard. The Construction Committee shall evaluate all such requests as established by the Construction Committee when it re-evaluates the District’s Standards on an annual basis.

PASSED AND ADOPTED by the Governing Board of the Colusa Unified School District this 9th day of February, 2016, by the following vote:

AYES: _____

NOES: _____

ABSENT: _____

ABSTAINED: _____

I, _____, President of the Colusa Unified School District Governing Board, do hereby certify that the foregoing is full, true, and correct copy of the Resolution passed and adopted by said Board at a regularly scheduled and conducted meeting held on said date, which Resolution is on file in office of said Board.

President of the Board of Education
Colusa Unified School District

I, _____, Clerk of the Board of Education of the Colusa Unified School District Governing Board, do hereby certify that the foregoing Resolution was regularly introduced and adopted by the Board of Education of the Colusa Unified School District Governing Board at a regular meeting thereof held on the ____ day of February, 2016, by the above described vote of the Governing Board;

IN WITNESS WHEREOF, I have hereunto set my hand and affixed the official seal of the Colusa Unified School District Governing Board this 9th day of February, 2016.

Clerk of the Board of Education
Colusa Unified School District

Terry Biladeau

To: Dwayne Newman; Colusa School Board Members
Subject: Ag Truck Recommendation

Dear Board,

I would like to make the recommendation to purchase Ag truck from Geweke Ford in Yuba City. They were \$1,455.03 less than the next closest proposal received. Thanks

Terry Biladeau

Director Maintenance, Operations and Transportation

745 Tenth Street

Colusa, CA 95932

Office: 530-458-7791 Ext. 14550

Cell: 530-788-2673


Fax: 530-458-5592



***The Mission of CUSD is to provide a safe,
student-centered, high quality education to ALL students***

REQUEST SENT TO FORD & CHERY

Terry Biladeau

From:  Terry Biladeau
Sent: Monday, February 01, 2016 12:04 PM
To: 'batkerson@wheelerautocenter.com'; 'jakev1240@gmail.com';
'ddickens@sankyauto.com'
Cc: Ron Rogers; Dwayne Newman
Subject: MOT needs a quote on a 2wd

Billy, Jake & Darrel;

Colusa School District Board has made a few changes to our pull vehicle request so it has gone back out for a new proposal. We will be asking the three of you and three Ford dealerships for pricing. Authorization to purchase has been granted so we will process the PO and place the order this week. We are looking at a New White ¾ ton 2X4, Crew Cab, bench seat (needs to seat 6 passengers), XL or equivalent, trailer tow package, A/C, Tilt wheel, 6.0L gas V8, 6-SPD Auto Trans, 8' Bed. If available we are looking for pricing per state of California Contract as a piggy back. Include an estimated delivery date with the proposal. Please email the proposal so it is date stamped.

Options and upgrades include:

- Blue tooth- Factory Sync.
- Cab Steps-Running Boards (Black tube steps are fine).
- Cruise Control
- Spray in bed liner.
- Power Group
- Telescoping Trailer Mirrors
- Tow Command- Electric Brake Controller
- Extra Key (this would be three keys total)

To insure I am following District policy and getting three proposals, this email will act as documentation those contacts were made, so please respond. All DMV, sales tax, shipping, tire fees, document fees need to be included in your proposal. **I need your proposal back to me by Wednesday, February 3, 2016 9:30am** so the PO can be processed and the order placed. Late proposals will not be considered. Please contact me and confirm you received this email. Thanks

Terry

Terry Biladeau

Director Maintenance, Operations and Transportation


745 Tenth Street

Colusa, CA 95932

Office: 530-458-7791 Ext. 14550

Cell: 530-788-2673

Fax: 530-458-5592



The Mission of CUSD is to provide a safe,

REQUEST SENT TO CHEVY &
FORD

Terry Biladeau

From: #2 Terry Biladeau
Sent: Monday, February 01, 2016 12:04 PM
To: 'Paul Brown'; 'Don Wayman'; 'Graham Enos'
Cc: Ron Rogers; Dwayne Newman
Subject: MOT needs a quote on a 2wd

Don, Paul & Graham,

Colusa School District Board has made a few changes to our pull vehicle request so it has gone back out for a new proposal. We will be asking the three of you and three Chevy dealerships for pricing. Authorization to purchase has been granted so we will process the PO and place the order this week. We are looking at a New White F-250 2X4, Crew Cab, bench seat, XL, 6.2L V8, 6-SPD Auto Trans, 8' Bed, needs to seat 6 passengers. If available we are looking for pricing per state of California Contract as a piggy back. Include an estimated delivery date with the proposal. Please email the proposal so it is date stamped.

Options and upgrades include:

- Blue tooth- Factory Sync.
- Cab Steps-Running Boards
- Cruise Control
- Spray in bed liner.
- Power Group
- Telescoping Trailer Mirrors
- Tow Command- Electric Brake Controller
- Extra Key (this would be three keys total)

To insure I am following District policy and getting three proposals, this email will act as documentation those contacts were made, so please respond. All DMV, sales tax, shipping, tire fees, document fees need to be included in your proposal. I need your proposal back to me by Wednesday, February 3, 2016 9:30am so the PO can be processed and the order placed. Please contact me and confirm you received this email. Thanks

Terry

Terry Biladeau

Director Maintenance, Operations and Transportation


745 Tenth Street

Colusa, CA 95932

Office: 530-458-7791 Ext. 14550

Cell: 530-788-2673

Fax: 530-458-5592



The Mission of CUSD is to provide a safe,

REMINDER SENT AG TRUCK

Terry Biladeau

From: Terry Biladeau
Sent: Wednesday, February 03, 2016 5:53 AM
To: 'batkerson@wheelerautocenter.com'; 'jakev1240@gmail.com'; 'Don Wayman'; 'Graham Enos'
Cc: 'Paul Brown'; 'ddickens@sankyauto.com'
Subject: Reminder: Pick-up proposal deadline today 9:30am

All,

Just wanted to forward a reminder, we are going to purchase a 2wd 4 door ¾ ton truck for our Ag Department. All of your dealerships received an email outlining what we are looking for Monday. The proposal has to be to me by 9:30am this morning if you wish to be considered as the dealership we purchase from. I plan on providing a PO and ordering the truck this Friday. Dealerships with late proposals or proposals requesting the order be made prior to today's deadline will not be considered.

I look forward to doing business with you. Thanks

Terry

Terry Biladeau

Director Maintenance, Operations and Transportation

745 Tenth Street

Colusa, CA 95932

Office: 530-458-7791 Ext. 14550

Cell: 530-788-2673

Fax: 530-458-5592



***The Mission of CUSD is to provide a safe,
student-centered, high quality education to ALL students***

Ford #2

**LARRY
GEWEKE**
FORD • KIA871 E ONSTOTT RD
YUBA CITY, CA 95991
(530)821-2121

Invoice No. 28998

QUOTE**Customer**Name COLUSA UNIFIED SCHOOL DISTRICT
Address 745 TENTH STREET
City COLUSA State CA ZIP 95932
Phone 530-458-7791**Misc**Date 2/2/2016
Order No. 28998
Rep
FOB

Qty	Description	Unit Price	TOTAL
	2016 F250 CREWCAB 2WD		\$28,998.00
	TIRE FEE		\$8.75

Payment

Check

Comments

Name

CC #

Expires

Tax Rate(s)

SubTotal
Shipping

7.50%

\$2,174.85

TOTAL**\$31,181.60**

Office Use Only

Contact Paul Brown for additional info.

CNGP530 VEHICLE ORDER CONFIRMATION 02/01/16 16:06:38
 ==> Dealer: F72408
 2016 F-SERIES SD Page: 1 of 2
 Order No: 9991 Priority: C4 Ord FIN: KW909 Order Type: 5B Price Level: 640
 Ord PEP: 600A Cust/Flt Name: COLUSA SCHOOL PO Number:
 RETAIL DLR INV RETAIL DLR INV
 W2A F250 4X2 CREW/C \$35980 \$33372.00 17F XL DECOR PKG NC NC
 156" WHEELBASE 18B MOLDED BLK STEP 370 335.00
 Z1 OXFORD WHITE 10000# GVWR PKG
 A VNYL 40/20/40 425 50 STATE EMISS NC NC
 S STEEL 512 SPARE TIRE/WHL2 NC NC
 600A PREF EQUIP PKG 52B BRAKE CONTROLLER 270 244.00
 .XL TRIM TELE TT MIR-PWR
 .TRAILER TOW PKG JACK
 572 .AIR CONDITIONER NC NC
 996 .6.2L EFI V8 ENG NC NC TOTAL BASE AND OPTIONS 39880 34998.54
 44P 6-SPD AUTOMATIC NC NC TOTAL 39880 34998.54
 TBK .LT245 BSW AS 17 *THIS IS NOT AN INVOICE*
 X37 3.73 REG AXLE NC NC
 90L PWR EQUIP GROUP 1105 997.00 * MORE ORDER INFO NEXT PAGE *
 JOB #1 BUILD F8=Next
 F1=Help F2=Return to Order F3/F12=Veh Ord Menu
 F4=Submit F5=Add to Library
 S006 - MORE DATA IS AVAILABLE. QC07704
 fmcdealr@GF-9LW7DZ1
 Feb 1, 2016 12:56:01 PM

CNGP530 VEHICLE ORDER CONFIRMATION 02/01/16 16:06:49
 ==> Dealer: F72408
 2016 F-SERIES SD Page: 2 of 2
 Order No: 9991 Priority: C4 Ord FIN: KW909 Order Type: 5B Price Level: 640
 Ord PEP: 600A Cust/Flt Name: COLUSA SCHOOL PO Number:
 RETAIL DLR INV RETAIL DLR INV
 62D STRG WHL CNTLS \$70 \$64.00
 AUX AUDIO INPUT
 91M SYNC SYSTEM 295 267.00
 96V XL VALUE PKG 595 537.00
 .CRUISE CONTROL
 .AMFM/CD/CLK
 SP DLR ACCT ADJ (1548.00)
 SP FLT ACCT CR (484.00)
 FUEL CHARGE 12.54
 B4A NET INV FLT OPT NC 7.00
 DEST AND DELIV 1195 1195.00
 TOTAL BASE AND OPTIONS 39880 34998.54
 TOTAL 39880 34998.54
 THIS IS NOT AN INVOICE
 F1=Help F2=Return to Order F7=Prev
 F4=Submit F5=Add to Library F3/F12=Veh Ord Menu
 S099 - PRESS F4 TO SUBMIT
 fmcdealr@GF-9LW7DZ1
 Feb 1, 2016 12:56:11 PM

net invoice 34,998
concession - 6,000
Extra key 180
28,998 Your Price
plus Tax & Fee

QC07704

Paul J. Bu



Darrel Dickens

SANKEY AUTOMOBILE CO., INC.

ATTENTION ALL USERS: When using Order Workbench (OWB), please DO NOT disable pop-up windows functionality. OWB uses pop-up windows to display business critical alerts, confirmations and warning messages while in transactions. For assistance, contact the OWB Help Desk at 1-888-337-1010.

jvm007

[ORDER Workbench](#) | Main > Order Vehicles > Configure a New Vehicle: Summary
[PLAN & FORECAST](#)[ORDER VEHICLES](#)[MANAGE INVENTORY](#)[LOCATE VEHICLES](#)[DELIVER VEHICLES](#)[REPORTS & TOOLS](#)

Configure a New Vehicle: Summary



BAC: 112173

BFC: 1

Name: SANKEY AUTOMOBILE CO., INC.

[Choose Model](#)[Choose Options](#)[Summary](#)[RELATED LINKS](#)

Review the vehicle configuration information in order to ensure that it is correct. If you need to make a change click "Back" to return to the Configure a New Vehicle: Select Options screen. Click "Submit as Preliminary Order" to submit this configuration as a preliminary order. Click "Save in Stored Configurations" in order to store this configuration. Click "Cancel" to cancel the entire configuration.

- [View My Allocation and Constraints](#)
- [View Stored Configurations](#)
- [US On-Line Order/Reference Guide](#)

Note: A submitted preliminary order is at Event Code 1100 (Preliminary Order Accepted).

[View Customer Version](#) ▼

Model Information

Model Year: 2016

Division: CHEVROLET TRUCK

Allocation Group: SILVHD

Model: CC25943 - 2500HD Silverado: LWB, 2WD,
Crew Cab

Order Type: TRE-Retail Stock

DAN: UPDATEStock No.: UPDATE Quantity: 1

MSRP: \$39,060.00

MSRP W/DFC: \$40,255.00

Preferred Equipment Group †

PEG: 1WT

Color

Primary Color: GAZ - Summit White

Trim

H2Q: Dark Ash with Jet Black Interior Accents, Vinyl seat trim

Options

A31: Windows, power with driver express up and down and express down on all other windows

A60: Tailgate, locking, utilizes same key as ignition and door

AE7: Seats, front 40/20/40 split-bench, 3-passenger, driver and front passenger recline

AU3: Door locks, power

AY0: Air bags

BG9: Floor covering, Graphite-colored rubberized-vinyl

KNP: Cooling, auxiliary external transmission oil cooler

L96: Engine, Vortec 6.0L Variable Valve Timing V8 SFI, E85-compatible, FlexFuel

MYD: Transmission, 6-speed automatic, heavy-duty, electronically controlled

PYN: Wheels, 17" (43.2 cm) steel

QH9: Tires, LT245/75R17E all-season, blackwall

RVS: LPO, Assist Steps - 4" Black Round

\$630.00

31738.26

2380.36 TAA

34118.62

C67: Air conditioning, single-zone		SAF: Tire carrier lock	
CGN: Bed Liner, Spray-on	\$495.00	U2J: XM Satellite Radio, delete	
DF2: Mirrors, outside high-visibility vertical trailering, Black	\$70.00	UE1: OnStar, Guidance Plan for 6 months	
E63: Pickup box		UQ3: 6-speaker audio system	
G80: Differential, heavy-duty locking rear		V22: Grille surround, chrome	
GEH: GVWR, 9500 lbs. (4309 kg)		V46: Bumper, front chrome	
GEX: Hdg Charge Flint to Ground Effects, Ltd. to Flint Assm		V76: Recovery hooks, front, frame-mounted, black	
GT5: Rear axle, 4.10 ratio		VJH: Bumper, rear chrome with bumper CornerSteps	
IOB: Audio system, Chevrolet MyLink Radio 7" Diagonal Color Touch Screen, AM/FM stereo	\$375.00	VK3: License plate kit, front	
JL1: Trailer brake controller, integrated		VV4: OnStar with 4G LTE	
K34: Cruise control, steering wheel-mounted		YF5: Emissions, California state requirements	
K47: Air cleaner, high-capacity		YM8: LPO Processing Option	
KC4: Cooling, external engine oil cooler		Z82: Trailering equipment	\$555.00
KG4: Alternator, 150 amps		ZY1: Paint, solid	

► [Submit as Preliminary Order](#) | ► [Save in Stored Configurations](#)

[CANCEL](#)

[BACK](#)

† North American Order Workbench is intended solely for business use by GM Dealers. Pricing shown is for illustration purposes only. Refer to GMPricing.com for official GM Price schedules. GM pricing is subject to change by GM at anytime, without notice.

Order Workbench: [FAQs](#) [Site Map](#)

© 2008 General Motors. All R

HOBUT

02/02/2016
17:00HOBUT MOTORS
F&I DEAL RECAP

Page: 1

Sold: / / In Srv: / /
 Buyer:
 Home Phn: Work Phn: Cell Phn:
 VIN: Mileage:
 Stock #: Deal #:
 Salesperson 1: Sales Desk Name: COLUSA F250
 Selling Price: 30244.54
 Non-tax Rebate: 0.00
 Taxable Price: 30244.54 Lender: CASH SALE
 Down Payment: 0.00
 Taxable Rebate: 0.00 APR: 0.000
 Trade Allowance: 0.00 Term: 0
 Trade Payoff: 0.00 First Payment: 0 02/02/2016
 Options/Aftermkt: 0.00 Standard Loan: N MSRP: 0.00
 Insurance: 0.00 Residual 0%: 0.00
 Ext Service Plan: 0.00
 Weight Fee: 0.00
 License/Title Fee: 37.75 PAYMENT: 0.00
 Delivery Fee: 80.00 Total Payments: 0.00
 Fees & Sales Taxes: 2274.34 Total Finance Charges: 0.00
 =====
 Amount Due: 32636.63 -

Misc Info

Dealer Options

Fees & Taxes

Non-tax Rebate: 0.00

Tax State: CA

License: 0.00

Title: 0.00

Loan Proc Fee: 0

Insurance

St 7.5000: 2274.34

Cn 0.0000: 0.00

Ci 0.0000: 0.00

TIRE FEE: 8.75

SMOG FEE: 0.00

SMOG CERT: 0.00

SMOG ABAT F: 0.00

CVR: 29.00

DELIVERY FE: 0.00

Ext Service

New Bid

BUYER:

PHONE:

MISC.:

ATTENTION:

DEFERRED DOWN:

DEFERRED DATE:

Rebates

Misc Tax: 0.00

DelFeeTax: 6.00

Lic Tax: 0.00

Title Tax: 0.00

DSO Tax: 0.00

AftMktTax: 0.00

Taxed On: 30324.54

END OF REPORT

CNGP530

VEHICLE ORDER CONFIRMATION

02/01/16 19:33:09

==>

Dealer: F72436

2016 F-SERIES SD

Page: 1 of 2

Order No: 9999 Priority: C4 Ord FIN: KW909 Order Type: 5B Price Level: 640

Ord PEP: 600A Cust/Flt Name: COLUSA UNIFIE PO Number:

RETAIL

RETAIL

W2A F250 4X2 CREW/C \$36180

17F XL DECOR PKG NC

172" WHEELBASE

18B MOLDED BLK STEP 370

Z1 OXFORD WHITE

10000# GVWR PKG

A VNYL 40/20/40

425 50 STATE EMISS NC

S STEEL

512 SPARE TIRE/WHL2 NC

600A PREF EQUIP PKG

52B BRAKE CONTROLLR 270

.XL TRIM

TELE TT MIR-PWR

*.TRAILER TOW PKG

JACK

572 .AIR CONDITIONER NC

996 .6.2L EFI V8 ENG NC

TOTAL BASE AND OPTIONS 40575

44P 6-SPD AUTOMATIC NC

TOTAL 40575

TBK .LT245 BSW AS 17

THIS IS NOT AN INVOICE

X37 3.73 REG AXLE NC

90L PWR EQUIP GROUP 1105

* MORE ORDER INFO NEXT PAGE *

JOB #1 BUILD

F8=Next

F1=Help

F2=Return to Order

F3/F12=Veh Ord Menu

F4=Submit

F5=Add to Library

S006 - MORE DATA IS AVAILABLE.

QC07735

fmcdealr@Sales5-PC

Feb 1, 2016 4:33:19 PM

HAS TO BE ORDERED

FILE!!!

CALL on cell 979-1296

NOV 22-16 5pm

[Signature]

CNGP530

VEHICLE ORDER CONFIRMATION

02/01/16 19:33:22

==>

Dealer: F72436

2016 F-SERIES SD

Page: 2 of 2

Order No: 9999 Priority: C4 Ord FIN: KW909 Order Type: 5B Price Level: 640

Ord PEP: 600A Cust/Flt Name: COLUSA UNIFIE PO Number:

RETAIL

RETAIL

62D STRG WHL CNTLS \$70

TOTAL

\$40575

85S TOUGH BED 495

THIS IS NOT AN INVOICE

AUX AUDIO INPUT

91M SYNC SYSTEM 295

96V XL VALUE PKG 595

.CRUISE CONTROL

.AMFM/CD/CLK

SP DLR ACCT ADJ

SP FLT ACCT CR

FUEL CHARGE

B4A NET INV FLT OPT NC

PRICED DORA NC

DEST AND DELIV 1195

TOTAL BASE AND OPTIONS 40575

F7=Prev

F1=Help F2=Return to Order

F3/F12=Veh Ord Menu

F4=Submit F5=Add to Library

S099 - PRESS F4 TO SUBMIT

QC07735

fmcdealr@Sales5-PC

Feb 1, 2016 4:33:31 PM

Administration

BP 2121(a)

SUPERINTENDENT'S CONTRACT

The Governing Board believes that the Superintendent's employment contract should outline the framework through which the Board and Superintendent are to work together to achieve district goals and objectives. When approving the Superintendent's employment contract, the Board shall consider the need for stability in district administration and shall ensure the best use of district resources.

(cf. 0200 - Goals for the School District)
(cf. 2120 - Superintendent Recruitment and Selection)
(cf. 4312.1 - Contracts)
(cf. 9000 - Role of the Board)

The contract shall be reviewed by the district's legal counsel and may include the following:

1. Term of the contract, which shall be for no more than four years pursuant to Education Code 35031
2. Length of the work year and hours of work
3. Salary, health and welfare benefits, and other compensation for the position

(cf. 4154/4254/4354 - Health and Welfare Benefits)

4. Reimbursement of work-related expenses, including mileage reimbursement, consistent with Board policies, regulations, and guidelines applicable to other professional administrative staff

(cf. 3350 - Travel Expenses)

The contract may also address payment for professional dues and activities, the district's provision of cell phones or other technological devices, and the Superintendent's use of his/her personal vehicle.

(cf. 4040 - Employee Use of Technology)

5. Vacation, illness and injury leave, and personal leaves

(cf. 4161/4261/4361 - Leaves)
(cf. 4161.1/4361.1 - Personal Illness/Injury Leave)
(cf. 4161.2/4261.2/4361.2 - Personal Leaves)
(cf. 4161.5/4261.5/4361.5 - Military Leave)
(cf. 4161.8/4261.8/4361.8 - Family Care and Medical Leave)

6. General duties and responsibilities of the position

(cf. 2110 - Superintendent Responsibilities and Duties)

SUPERINTENDENT'S CONTRACT (continued)

7. Criteria, process, and procedure for annual evaluation of the Superintendent

(cf. 2140 - Evaluation of the Superintendent)

8. A statement that any subsequent increase in the Superintendent's salary shall be at the sole discretion of the Board

9. A statement that there shall be no automatic renewal or extension of the contract, although the Board can enter into a new contract with the Superintendent prior to the expiration of the existing contract

10. Timeline for providing written notice to the Superintendent if the Board does not wish to enter into a new contract, which shall be at least 45 days in advance of the expiration of the term of the contract pursuant to Education Code 35031, and the responsibility of the Superintendent to remind the Board in a timely manner of the requirement to give notice

(cf. 4112.9/4212.9/4312.9 - Employee Notifications)

11. Conditions and process for termination of the contract, including the maximum cash settlement that the Superintendent may receive if the contract is terminated prior to its expiration date

12. Matters related to liability and indemnification against demands, claims, suits, actions, and legal proceedings brought against the Superintendent in his/her official capacity in the performance of duties related to his/her employment

The Board shall deliberate in closed session about the terms of the contract, except that salary or other compensation shall be discussed in public at a regular meeting. (Government Code 54956, 54957)

(cf. 9320 - Meetings and Notices)

(cf. 9321 - Closed Session Purposes and Agendas)

(cf. 9321.1 - Closed Session Actions and Reports)

Terms of the contract shall remain confidential until the ratification process commences.

(cf. 9011 - Disclosure of Confidential/Privileged Information)

The Board shall ratify the Superintendent's contract in an open meeting, which shall be reflected in the Board's minutes. Copies of the contract shall be available to the public upon request. (Government Code 53262)

SUPERINTENDENT'S CONTRACT (continued)

(cf. 1340 - Access to District Records)

(cf. 3580 - District Records)

Termination of Contract

Prior to the expiration of the contract, the Board may terminate the Superintendent's employment contract in accordance with law and applicable contract provisions.

(cf. 4117.5/4217.5/4317.5 - Termination Agreements)

In such an event, any cash settlement that the Superintendent may receive upon termination of the contract shall not exceed his/her monthly salary multiplied by the number of months left on the contract or, if the unexpired term of the contract is more than 18 months and the contract was executed prior to January 1, 2016, no greater than the Superintendent's monthly salary multiplied by 18. For any contract executed on or after January 1, 2016, any cash settlement shall not exceed the Superintendent's monthly salary multiplied by 12. (Government Code 53260)

The cash settlement shall not include any noncash items other than health benefits, which may be continued for the same duration of time as covered in the settlement or until the Superintendent finds other employment, whichever occurs first. (Government Code 53260, 53261)

However, when the termination of the Superintendent's contract is based upon the Board's belief and subsequent confirmation through an independent audit that the Superintendent has engaged in fraud, misappropriation of funds, or other illegal fiscal practices, no cash or noncash settlement of any amount shall be provided. (Government Code 53260)

In addition, if the Superintendent is convicted of a crime involving an abuse of his/her office or position, he/she shall reimburse the district for payments he/she receives as paid leave salary pending investigation or as cash settlement upon his/her termination, and for any funds expended by the district in his/her defense against a crime involving his/her office or position. (Government Code 53243-53243.4, 53260)

Legal Reference: (see next page)

SUPERINTENDENT'S CONTRACT (continued)

Legal Reference:

EDUCATION CODE

35031 *Term of employment*

41325-41329.3 *Conditions of emergency apportionment*

GOVERNMENT CODE

3511.1-3511.2 *Local agency executives*

53243-53243.4 *Abuse of office*

53260-53264 *Employment contracts*

54954 *Time and place of regular meetings*

54956 *Special meetings*

54957 *Closed session personnel matters*

54957.1 *Closed session, public report of action taken*

UNITED STATES CODE, TITLE 26

105 *Self-insured medical reimbursement plan; definition of highly compensated individual*

UNITED STATES CODE, TITLE 42

300gg-16 *Group health plan; nondiscrimination in favor of highly compensated individuals*

CODE OF FEDERAL REGULATIONS

1.105-11 *Self-insured medical reimbursement plan*

Management Resources:

CSBA PUBLICATIONS

Superintendent Contract Template, 2015

WEB SITES

CSBA: <http://www.csba.org>

Association of California School Administrators: <http://www.acsa.org>

Policy
adopted:

CSBA MANUAL MAINTENANCE SERVICE
December 2015

All Personnel

BP 4030(a)

NONDISCRIMINATION IN EMPLOYMENT

The Governing Board is determined to provide district employees and job applicants a safe, positive environment where they are assured of full and equal employment access and opportunities, protection from harassment or intimidation, and freedom from any fear of reprisal or retribution for asserting their employment rights in accordance with law. The Board prohibits district employees from discriminating against or harassing any other district employee or job applicant on the basis of the person's actual or perceived race, religious creed, color, national origin, ancestry, age, marital status, pregnancy, physical or mental disability, medical condition, genetic information, military and veteran status, gender, gender identity, gender expression, sex, or sexual orientation.

(cf. 0410 - Nondiscrimination in District Programs and Activities)

(cf. 4119.41/4219.41/4319.41 - Employees with Infectious Disease)

The Board also prohibits discrimination against any employee or job applicant in compensation, terms, conditions, and other privileges of employment and the taking of any adverse employment action, including, but not limited to, termination or the denial of employment, promotion, job assignment, or training, against an employee or job applicant based on any of the categories listed above.

(cf. 4032 - Reasonable Accommodation)

(cf. 4154/4254/4354 - Health and Welfare Benefits)

Prohibited discrimination on the basis of religious creed includes discrimination based on an employee's or job applicant's religious belief or observance, including his/her religious dress or grooming practices. In accordance with Government Code 12940, prohibited discrimination on the basis of religious creed also includes the district's failure or refusal to use reasonable means to accommodate an employee's or job applicant's religious belief, observance, or practice which conflicts with an employment requirement. However, the district shall not accommodate an employee's religious dress practice or religious grooming practice if it requires segregation of the individual from other employees or the public or if it would result in a violation of this policy or any law prohibiting discrimination.

Prohibited sex discrimination includes discrimination based on an employee's or job applicant's pregnancy, childbirth, breastfeeding, or any related medical condition.

(cf. 4033 - Lactation Accommodation)

Harassment consists of unwelcome verbal, physical, or visual conduct that is based on any of the prohibited categories of discrimination listed above and that is so severe or pervasive that it adversely affects an individual's employment opportunities, has the purpose or effect of unreasonably interfering with the individual's work performance, or creates an intimidating, hostile, or offensive work environment.

(cf. 4119.11/4219.11/4319.11 - Sexual Harassment)

NONDISCRIMINATION IN EMPLOYMENT (continued)

The Board also prohibits retaliation against any district employee or job applicant who opposes any discriminatory employment practice by the district or its employee, agent, or representative or who complains, testifies, assists, or in any way participates in the district's complaint procedures pursuant to this policy. No employee or job applicant who requests an accommodation for any protected characteristic listed in this policy shall be subjected to any punishment or sanction, regardless of whether the request was granted. (Government Code 12940)

Complaints concerning employment discrimination, harassment, or retaliation shall immediately be investigated in accordance with procedures specified in the accompanying administrative regulation.

Any supervisory or management employee who observes or has knowledge of an incident of prohibited discrimination or harassment shall report the incident to the Superintendent or designated district coordinator as soon as practical after the incident. All other employees are encouraged to report such incidents to their supervisor immediately. The district shall protect any employee who does report such incidents from retaliation.

The Superintendent or designee shall use all appropriate means to reinforce the district's nondiscrimination policy. He/she shall provide training and information to employees about how to recognize harassment and discrimination, how to respond appropriately, and components of the district's policies and regulations regarding discrimination. The Superintendent or designee shall regularly review the district's employment practices and, as necessary, shall take action to ensure district compliance with the nondiscrimination laws.

Any district employee who engages in prohibited discrimination, harassment, or retaliation or who aids, abets, incites, compels, or coerces another to engage or attempt to engage in such behavior in violation of this policy shall be subject to disciplinary action, up to and including dismissal.

(cf. 4118 - Dismissal/Suspension/Disciplinary Action)

(cf. 4218 - Dismissal/Suspension/Disciplinary Action)

Legal Reference: (see next page)

NONDISCRIMINATION IN EMPLOYMENT (continued)

Legal Reference:

EDUCATION CODE

200-262.4 *Prohibition of discrimination*

CIVIL CODE

51.7 *Freedom from violence or intimidation*

GOVERNMENT CODE

11135 *Unlawful discrimination*

11138 *Rules and regulations*

12900-12996 *Fair Employment and Housing Act*

PENAL CODE

422.56 *Definitions, hate crimes*

CODE OF REGULATIONS, TITLE 2

11019 *Terms, conditions and privileges of employment*

CODE OF REGULATIONS, TITLE 5

4900-4965 *Nondiscrimination in elementary and secondary education programs*

UNITED STATES CODE, TITLE 20

1681-1688 *Title IX of the Education Amendments of 1972*

UNITED STATES CODE, TITLE 29

621-634 *Age Discrimination in Employment Act*

794 *Section 504 of the Rehabilitation Act of 1973*

UNITED STATES CODE, TITLE 42

2000d-2000d-7 *Title VI, Civil Rights Act of 1964, as amended*

2000e-2000e-17 *Title VII, Civil Rights Act of 1964, as amended*

2000ff-2000ff-11 *Genetic Information Nondiscrimination Act of 2008*

2000h-2-2000h-6 *Title IX of the Civil Rights Act of 1964*

6101-6107 *Age discrimination in federally assisted programs*

12101-12213 *Americans with Disabilities Act*

CODE OF FEDERAL REGULATIONS, TITLE 28

35.101-35.190 *Americans with Disabilities Act*

CODE OF FEDERAL REGULATIONS, TITLE 34

100.6 *Compliance information*

104.7 *Designation of responsible employee for Section 504*

104.8 *Notice*

106.8 *Designation of responsible employee and adoption of grievance procedures*

106.9 *Dissemination of policy*

110.1-110.39 *Nondiscrimination on the basis of age*

COURT DECISIONS

Thompson v. North American Stainless LP, (2011) 131 S.Ct. 863

Shephard v. Loyola Marymount, (2002) 102 Cal.App.4th 837

Management Resources: (see next page)

NONDISCRIMINATION IN EMPLOYMENT (continued)

Management Resources:

CALIFORNIA DEPARTMENT OF FAIR EMPLOYMENT AND HOUSING PUBLICATIONS

California Law Prohibits Workplace Discrimination and Harassment, December 2014

U.S. DEPARTMENT OF EDUCATION, OFFICE FOR CIVIL RIGHTS PUBLICATIONS

Notice of Non-Discrimination, August 2010

U.S. EQUAL EMPLOYMENT OPPORTUNITY COMMISSION PUBLICATIONS

Questions and Answers: Religious Discrimination in the Workplace, 2008

New Compliance Manual Section 15: Race and Color Discrimination, April 2006

Enforcement Guidance: Vicarious Employer Liability for Unlawful Harassment by Supervisors, June

WEB SITES

California Department of Fair Employment and Housing: <http://www.dfeh.ca.gov>

U.S. Department of Education, Office for Civil Rights: <http://www.ed.gov/about/offices/list/ocr>

U.S. Equal Employment Opportunity Commission: <http://www.eeoc.gov>

H.4.c.

Policy
adopted:

CSBA MANUAL MAINTENANCE SERVICE
December 2015

All Personnel

AR 4030(a)

NONDISCRIMINATION IN EMPLOYMENT

The district designates the position identified below as its coordinator for nondiscrimination in employment (coordinator) to coordinate the district's efforts to comply with state and federal nondiscrimination laws and to answer inquiries regarding the district's nondiscrimination policies. The coordinator may be contacted at:

Superintendent
745 Tenth Street
Colusa, CA 95932
530.458.7791

Measures to Prevent Discrimination

To prevent unlawful discrimination, harassment, and retaliation against district employees, volunteers, interns, and job applicants, the Superintendent or designee shall implement the following measures:

1. Publicize the district's nondiscrimination policy and regulation, including the complaint procedures and the coordinator's contact information, to employees, volunteers, interns, job applicants, and the general public by: (5 CCR 4960; 34 CFR 100.6, 106.9)
 - a. Including them in each announcement, bulletin, or application form that is used in employee recruitment
 - b. Posting them in all district schools and offices, including staff lounges and other prominent locations
 - c. Posting them on the district's web site and providing easy access to them through district-supported social media, when available

(cf. 1113 - District and School Web Sites)

(cf. 1114 - District-Sponsored Social Media)

2. Provide to employees a handbook that contains information that clearly describes the district's nondiscrimination policy, procedures for filing a complaint, and resources available to anyone who feels that he/she has been the victim of any discriminatory or harassing behavior

(cf. 4112.9/4212.9/4312.9 - Employee Notifications)

AR 4030(b)

NONDISCRIMINATION IN EMPLOYMENT (continued)

3. Provide training to employees, volunteers, and interns regarding the district's nondiscrimination policy, including what constitutes unlawful discrimination, harassment, and retaliation and how and to whom a report of an incident should be made

(cf. 1240 - Volunteer Assistance)

(cf. 4131 - Staff Development)

(cf. 4231 - Staff Development)

(cf. 4331 - Staff Development)

4. Periodically review the district's recruitment, hiring, and promotion processes and regularly monitor the terms, conditions, and privileges of employment to ensure district compliance with law

Complaint Procedure

Any complaint by an employee or job applicant alleging discrimination or harassment shall be addressed in accordance with the following procedures:

1. **Notice and Receipt of Complaint:** A complainant who is an employee shall inform his/her supervisor. However, if the supervisor is the person against whom the employee is complaining, the employee shall inform the coordinator or the Superintendent. A job applicant shall inform the coordinator or the Superintendent or designee.

The complainant may file a written complaint in accordance with this procedure, or if he/she is an employee, may first attempt to resolve the situation informally with his/her supervisor.

A supervisor or manager who has received information about an incident of discrimination or harassment, or has observed such an incident, shall report it to the coordinator, whether or not the complainant files a written complaint.

The written complaint should contain the complainant's name, the name of the individual who allegedly committed the act, a description of the incident, the date and location where the incident occurred, any witnesses who may have relevant information, other evidence of the discrimination or harassment, and any other pertinent information which may assist in investigating and resolving the complaint.

(cf. 0410 - Nondiscrimination in District Programs and Activities)

(cf. 4032 - Reasonable Accommodation)

(cf. 4119.11/4219.11/4319.11 - Sexual Harassment)

AR 4030(c)

NONDISCRIMINATION IN EMPLOYMENT (continued)

2. **Investigation Process:** The coordinator shall initiate an impartial investigation of an allegation of discrimination or harassment within five business days of receiving notice of the behavior, regardless of whether a written complaint has been filed or whether the written complaint is complete.

The coordinator shall meet with the complainant to describe the district's complaint procedure and discuss the actions being sought by the complainant in response to the allegation. The coordinator shall inform the complainant that the allegations will be kept confidential to the extent possible, but that some information may be revealed as necessary to conduct an effective investigation.

(cf. 3580 - District Records)

(cf. 4112.6/4212.6/4312.6 - Personnel Files)

(cf. 4119.23/4219.23/4319.23 - Unauthorized Release of Confidential/Privileged Information)

If the coordinator determines that a detailed fact-finding investigation is necessary, he/she shall begin the investigation immediately. As part of this investigation, the

coordinator should interview the complainant, the person accused, and other persons who could be expected to have relevant information.

When necessary to carry out his/her investigation or to protect employee safety, the coordinator may discuss the complaint with the Superintendent or designee, district legal counsel, or the district's risk manager.

The coordinator also shall determine whether interim measures, such as scheduling changes, transfers, or leaves, need to be taken before the investigation is completed to ensure that further incidents do not occur. The coordinator shall ensure that such interim measures do not constitute retaliation.

3. **Written Report on Findings and Corrective Action:** No more than 20 business days after receiving the complaint, the coordinator shall conclude the investigation and prepare a written report of his/her findings. This timeline may be extended for good cause. If an extension is needed, the coordinator shall notify the complainant and explain the reasons for the extension.

The report shall include the decision and the reasons for the decision and shall summarize the steps taken during the investigation. If a determination has been made that discrimination or harassment occurred, the report also shall include any corrective action(s) that have been or will be taken to address the behavior, correct the effect on the complainant, and ensure that retaliation or further discrimination or harassment does not occur.

The report shall be presented to the complainant, the person accused, and the Superintendent or designee.

AR 4030(d)

NONDISCRIMINATION IN EMPLOYMENT (continued)

4. **Appeal to the Governing Board:** The complainant or the person accused may appeal any findings to the Board within 10 business days of receiving the written report of the coordinator's findings. The Superintendent or designee shall provide the Board with all information presented during the investigation. Upon receiving an appeal, the Board shall schedule a hearing as soon as practicable. Any complaint against a district employee shall be addressed in closed session in accordance with law. The Board shall render its decision within 10 business days.

(cf. 1312.1 - Complaints Concerning District Employees)
(cf. 9321 - Closed Session Purposes and Agendas)

Other Remedies

In addition to filing a discrimination or harassment complaint with the district, a person may file a complaint with either the California Department of Fair Employment and Housing

(DFEH) or the Equal Employment Opportunity Commission (EEOC). The time limits for filing such complaints are as follows:

1. To file a valid complaint with DFEH, within one year of the alleged discriminatory act(s), unless an exception exists pursuant to Government Code 12960
2. To file a valid complaint directly with EEOC, within 180 days of the alleged discriminatory act(s) (42 USC 2000e-5)
3. To file a valid complaint with EEOC after first filing a complaint with DFEH, within 300 days of the alleged discriminatory act(s) or within 30 days after the termination of proceedings by DFEH, whichever is earlier (42 USC 2000e-5)

H.4.d.

Regulation
approved:
Certificated Personnel

CSBA MANUAL MAINTENANCE SERVICE
December 2015
BP 4121(a)

TEMPORARY/SUBSTITUTE PERSONNEL

The Governing Board recognizes that substitute and temporary personnel perform an essential role in promoting student achievement and desires to employ highly qualified, appropriately credentialed employees to fill such positions.

(cf. 4112.2 - Certification)

Hiring

The Superintendent or designee shall recommend candidates for substitute or temporary positions for Board approval, and shall ensure that all substitute and temporary employees are assigned in accordance with law and the authorizations specified in their credential.

(cf. 4113 - Assignment)

Substitute personnel may be employed on an on-call, day-to-day basis.

In addition, after September 1 of any school year, the Board may employ substitute personnel for the remainder of the school year for positions for which no regular employee is available. The district shall first demonstrate to the Commission on Teacher Credentialing the inability to acquire the services of a qualified regular employee. (Education Code 44917)

(cf. 4117.14/4317.14 - Postretirement Employment)

Permanent or probationary certificated employees who were laid off pursuant to Education Code 44955 and who have a preferred right of reappointment shall be given priority for substitute service in the order of their original employment. (Education Code 44956, 44957)

(cf. 4117.3 - Personnel Reduction)

Classification

At the time of initial employment and each July thereafter, the Board shall classify substitute and temporary employees as such. (Education Code 44915, 44916)

The Board may classify as substitute personnel a teacher hired to fill the position of a regularly employed person who is absent from service. (Education Code 44917)

To address the need for additional certificated employees when regular district employees are absent due to leaves or long-term illness, the Board may classify a teacher who is employed for at least one semester and up to one complete school year as a temporary employee. Any person whose service begins in the second semester and before March 15 may be classified as a temporary employee even if employed for less than a semester. The Board shall determine the number of persons who shall be so employed, which shall not exceed the identified need based on the absence of regular employees. (Education Code 44920)

BP 4121(b)

TEMPORARY/SUBSTITUTE PERSONNEL (continued)

The Board also shall classify as temporary employees those certificated persons, other than substitute employees, who are employed to:

1. Serve from day to day during the first three months of any school term to teach temporary classes which shall not exist after that time, or perform any other duties which do not last longer than the first three months of any school term (Education Code 44919)
2. Teach in special day and evening classes for adults or in schools of migratory population for not more than four months of any school term (Education Code 44919)

(cf. 6175 - Migrant Education Program)

(cf. 6200 - Adult Education)

3. Serve in a limited assignment supervising student athletic activities provided such assignments have first been made available to teachers presently employed in the district (Education Code 44919)

(cf. 4127/4227/4327 - Temporary Athletic Team Coaches)

4. Serve in a position for a period not to exceed 20 working days in order to prevent the stoppage of district business during an emergency when persons are not immediately available for probationary classification (Education Code 44919)
5. Serve only for the first semester because the district expects a reduction in student enrollment during the second semester due to mid-year graduations (Education Code 44921)

For purposes of classifying employees pursuant to item #1 or #2 above, the school year shall not be divided into more than two school terms. (Education Code 44919)

Any employee hired to provide services in a categorically funded program or project may be employed for a period less than a full school year. He/she may be classified as a temporary employee if the period of employment will end at the expiration of that program or project. (Education Code 44909)

Salary and Benefits

The Board shall adopt and make public a salary schedule setting the daily or pay period rate(s) for substitute employees for all categories or classes of certificated employees of the district. (Education Code 44977, 45030)

BP 4121(c)

TEMPORARY/SUBSTITUTE PERSONNEL (continued)

Temporary employees shall not participate in the health and welfare plans or other fringe benefits of the district.

Paid Sick Leave

Except for a retired annuitant who is not reinstated to the retirement system, any temporary or substitute employee who works for 30 or more days within a year of his/her employment shall be entitled to one hour of paid sick leave for every 30 hours worked. Such leave will be paid out as it accrues to the employee on the next regularly scheduled payroll.

No employee shall be denied the right to use accrued sick days and the district shall not in any manner discriminate or retaliate against an employee for using or attempting to use sick leave, filing a complaint with the Labor Commissioner, or alleging district violation of Labor Code 245-249. The Superintendent or designee shall display a poster containing required

information, provide notice to eligible employees of their sick leave rights, keep records of employees' use of sick leave for three years, and comply with other requirements specified in Labor Code 245-249 and in AR 4161.1/4361.1 - Personal Illness/Injury Leave.

Release from Employment/Dismissal

The Board may dismiss a substitute employee at any time at its discretion. (Education Code 44953)

The Board may release a temporary employee at its discretion if the employee has served less than 75 percent of the number of days the regular schools of the district are maintained during one school year. After serving 75 percent of the number of days that district schools are maintained during one school year, a temporary employee may be released as long as he/she is notified, before the last day of June, of the district's decision not to reelect him/her for the following school year. (Education Code 37200, 44954)

(cf. 4112.9/4212.9/4312.9 - Employee Notifications)

Reemployment as a Probationary Employee

Unless released from employment pursuant to Education Code 44954, any person employed for one complete school year as a temporary employee shall, if reemployed for the following school year in a vacant position requiring certification qualifications, be classified as a probationary employee. With the exception of on-call, day-to-day substitutes, if a temporary or substitute employee performs the duties normally required of certificated employees for at least 75 percent of the number of days the regular schools of the district were maintained in that school year and is then employed as a probationary employee for the following school year, his/her previous employment as a temporary or substitute employee shall be credited as one year's employment as a probationary employee for purposes of acquiring permanent status. (Education Code 44917, 44918, 44920)

(cf. 4116 - Probationary/Permanent Status)

BP 4121(e)

TEMPORARY/SUBSTITUTE PERSONNEL (continued)

Vacant position means a position in which the employee is qualified to serve and which is not filled by a permanent or probationary employee. It shall not include a position which would be filled by a permanent or probationary employee except for the fact that such employee is on leave. (Education Code 44920, 44921)

A temporary employee hired pursuant to item #1 or #2 in the section "Classification" above shall be classified as a probationary employee if the duties continue beyond the time limits of the assignment. (Education Code 44919)

A person employed pursuant to item #5 in the section "Classification" above who is then continued in employment beyond the first semester shall be classified as a probationary employee for the entire school year and shall be reemployed to fill any vacant position in the

district for which he/she is certified. Preference for available positions shall be determined by the Board as prescribed by Education Code 44845 and 44846. (Education Code 44921)

With the exception of on-call, day-to-day substitutes, any temporary or substitute employee who was released pursuant to Education Code 44954 but who has nevertheless served in a certificated position in the district for at least 75 percent of each of two consecutive school years shall receive first priority if the district fills a vacant position for the subsequent school year at the grade level at which the employee served during either year. In the case of a departmentalized program, the employee shall have taught the subject matter in which the vacant position occurs. (Education Code 44918)

Legal Reference: (see next page)

BP 4121(f)

TEMPORARY/SUBSTITUTE PERSONNEL (continued)

Legal Reference:

EDUCATION CODE

22455.5 Provision of retirement plan information to potential members

22515 Irrevocable election to join retirement plan

37200 School calendar

44252.5 State basic skills assessment required for certificated personnel

44300 Emergency teaching or specialist permits

44830 Employment of certificated persons; requirements of proficiency in basic skills

44839.5 Employment of retirant

44845 Date of employment

44846 Criteria for reemployment preferences

44909 Employees providing services through categorically funded programs

44914 Substitute and probationary employment computation for classification as permanent employee

44915 Classification of probationary employees

44916 *Time of classification; statement of employment status*
44917 *Classification of substitute employees*
44918 *Substitute or temporary employee deemed probationary employee; reemployment rights*
44919 *Classification of temporary employees*
44920 *Employment of certain temporary employees; classifications*
44921 *Employment of temporary employees; reemployment rights (unified and high school districts)*
44953 *Dismissal of substitute employees*
44954 *Release of temporary employees*
44955 *Layoff of permanent and probationary employees*
44956 *Rights of laid-off permanent employees to substitute positions*
44957 *Rights of laid-off probationary employees to substitute positions*
44977 *Salary schedule for substitute employees*
45030 *Substitutes*
45041 *Computation of salary*
45042 *Alternative method of computation for less than one school year*
45043 *Compensation for employment beginning in the second semester*
56060-56063 *Substitute teachers in special education*

GOVERNMENT CODE

3540.1 *Educational Employment Relations Act, definitions*

LABOR CODE

220 *Sections inapplicable to public employees*
230 *Jury duty; legal actions by domestic violence, sexual assault and stalking victims, right to time off*
230.1 *Employers with 25 or more employees; domestic violence, sexual assault and stalking victims, right to time off*
233 *Illness of child, parent, spouse or domestic partner*
234 *Absence control policy*
245-249 *Healthy Workplaces, Healthy Families Act of 2014*

Legal Reference continued: (see next page)

BP 4121(g)

TEMPORARY/SUBSTITUTE PERSONNEL (continued)

Legal Reference: (continued)

CODE OF REGULATIONS, TITLE 5

5502 *Filing of notice of physical examination for employment of retired person*
5503 *Physical examination for employment of retired persons*
5590 *Temporary athletic team coach*
80025-80025.5 *Emergency substitute teaching permits*

COURT DECISIONS

McIntyre v. Sonoma Valley Unified School District (2012) 206 Cal.App.4th 170
Stockton Teachers Association CTA/NEA v. Stockton Unified School District (2012) 204 Cal.App.4th 446
Neily v. Manhattan Beach Unified School District, (2011) 192 Cal.App.4th 187
California Teachers Association v. Vallejo City Unified School District, (2007) 149 Cal.App.4th 135
Bakersfield Elementary Teachers Assn. v. Bakersfield City School District, (2006) 145 Cal.App.4th 1260, 1277
Kavanaugh v. West Sonoma Union High School District, (2003) 29 Cal.4th 911

Management Resources:

WEB SITES

CSBA: <http://www.csba.org>

Commission on Teacher Credentialing: <http://www.ctc.ca.gov>

Classified Personnel

AR 4261.1(a)

PERSONAL ILLNESS/INJURY LEAVE

Classified employees employed five days a week are entitled to 12 days leave of absence with full pay per fiscal year for personal illness or injury (sick leave). Employees who work less than a full fiscal year or fewer than five days a week (part-time employees) shall be granted sick leave in proportion to the time they work. However, any part-time employee whose work hours are so few as to entitle him/her to less than 24 hours of paid sick leave per fiscal year shall be granted sick leave pursuant to Labor Code 246, if he/she is eligible. (Education Code 45191; Labor Code 245-249)

(cf. 4161/4261/4361 - Leaves)

Use of Sick Leave

A classified employee may use sick leave for absences due to:

1. Accident or illness, whether or not the absence arises out of or in the course of employment, or by quarantine which results from contact with other persons having a contagious disease during the employee's performance of his/her duties (Education Code 45199)
2. Pregnancy, childbirth, and recovery (Education Code 45193)

(cf. 4161.8/4261.8/4361.8 - Family Care and Medical Leave)

3. Personal necessity as specified in Education Code 45207

(cf. 4161.2/4261.2/4361.2 - Personal Leaves)

4. Medical or dental appointments, in increments of not less than one hour
5. Industrial accident or illness when leave granted specifically for that purpose has been exhausted (Education Code 45192)

(cf. 4261.11 - Industrial Accident/Illness Leave)

6. Illness of the employee's child, parent, spouse, domestic partner, or domestic partner's child for up to the amount of leave that would be accrued during six months for personal illness or injury (Labor Code 233)
7. Need of the employee or his/her family member, as defined in Labor Code 245.5, for diagnosis, care, or treatment of an existing health condition or for preventive care (Labor Code 246.5)

PERSONAL ILLNESS/INJURY LEAVE (continued)

8. Need of the employee to obtain or seek any relief or medical attention specified in Labor Code 230(c) and 230.1(a) for the health, safety, or welfare of the employee, or his/her child, when the employee has been a victim of domestic violence, sexual assault, or stalking (Labor Code 246.5)

An employee may take leave for personal illness or injury at any time during the year, even if credit for such leave has not yet been accrued. However, a new full-time classified employee shall not be entitled to more than six days of sick leave until he/she has completed six months of active service with the district. (Education Code 45191)

Unused days of sick leave shall be accumulated from year to year without limitation. (Education Code 45191)

An employee shall reimburse the district for any unearned sick leave used as of the date of his/her termination.

The district shall not require newly employed classified employees to waive leave accumulated in a previous district. However, if the employee's previous employment was terminated for cause, the transfer of the accumulated leave shall be made only if approved by the Governing Board. (Education Code 45202)

The Superintendent or designee shall notify any classified employee whose employment with the district is terminated after at least one calendar year for reasons other than for cause that, if he/she accepts employment in another district, county office of education, or community college district within one year of the termination of employment, he/she shall be entitled to request that the district transfer his/her accumulated sick leave to his/her new employer. (Education Code 45202)

Notification of Absence

An employee shall notify the Superintendent or the designated manager or supervisor of his/her need to be absent as soon as such need is known so that the services of a substitute may be secured as necessary. This notification shall include an estimate of the expected duration of absence. If the absence becomes longer than estimated, the employee shall so notify the district. If the duration of absence becomes shorter than estimated, the employee shall notify the district not later than three o'clock in the afternoon of the day preceding the day on which he/she intends to return to work. If the employee fails to notify the district and the failure results in a substitute being secured, the cost of the substitute shall be deducted from the employee's pay.

PERSONAL ILLNESS/INJURY LEAVE (continued)

Continued Absence After Available Sick Leave Is Exhausted/Differential Pay

A classified employee who has exhausted all paid leaves, including sick leave, shall for the remainder of the five-month period of absence to which he/she is entitled, receive his/her salary minus the actual amount paid a substitute to fill the employee's position during his/her absence. (Education Code 45196)

The five-month period shall commence on the first day of the leave of absence and shall run concurrently with any other paid leave.

Extension of Leave

A permanent employee who is absent because of a personal illness or injury and who has exhausted all available sick leave, vacation, compensatory overtime, and any other paid leave shall be so notified, in writing, and offered an opportunity to request additional leave. The Board may grant the employee additional leave, paid or unpaid, for a period not to exceed six months and may renew this leave for two additional six-month periods or for lesser periods. The total additional leave granted shall not exceed 18 months. (Education Code 45195)

(cf. 4216 - Probationary/Permanent Status)

If the employee is still unable to resume his/her duties after all available paid and unpaid leaves have been exhausted, the employee shall be placed on a reemployment list for a period of 39 months. If during this time the employee becomes able to resume the duties of his/her position, he/she shall be offered reemployment in the first vacancy in the classification of his/her previous assignment. During the 39 months, the employee's reemployment shall take preference over all other applicants except those laid off for lack of work or lack of funds, in which case the employee shall be ranked according to his/her seniority. (Education Code 45195)

PERSONAL ILLNESS/INJURY LEAVE (continued)

Verification Requirements

After any absence due to illness or injury, the employee shall submit a completed and signed district absence form to his/her immediate supervisor.

The Superintendent or designee may, at any time, require additional written verification by the employee's physician or medical practitioner. Such verification shall be required whenever an employee's absence record shows chronic absenteeism or a pattern of absences immediately before or after weekends and/or holidays or whenever available evidence clearly indicates that an absence is not related to illness or injury.

In addition, the Superintendent or designee may require an employee to visit a physician selected by the district, at district expense, in order to receive a report on the medical condition of the employee. The report shall include a statement as to the employee's need for additional leave of absence and a prognosis as to when the employee will be able to return to work. If the report concludes that the employee's condition does not warrant continued absence, the Superintendent or designee may, after giving notice to the employee, deny the request for additional leave.

Any district request for additional verification by an employee's physician or a district-selected physician shall be in writing and shall specify that the report to be submitted to the district should not contain the employee's genetic information.

Any genetic information received by the district on behalf of an employee shall be treated as a confidential medical record, maintained in a file separate from the employee's personnel file, and shall not be disclosed except in accordance with 29 CFR 1635.9.

Before returning to work, an employee who has been absent for surgery, hospitalization, or extended medical treatment may be asked to submit a letter from his/her physician stating that he/she is able to return to work and stipulating any recommended restrictions or limitations.

(cf. 4032 - Reasonable Accommodation)

(cf. 4113.4/4213.4/4313.4 - Temporary Modified/Light-Duty Assignment)

Short-Term and Substitute Employees

Except for a retired annuitant who is not reinstated to the retirement system, any short-term or substitute employee who works for 30 or more days within a year of his/her employment shall be entitled to one hour of paid sick leave for every 30 hours worked. Such leave will be paid out as it accrues to the employee on the next regularly scheduled payroll.

AR 4261.1(e)

PERSONAL ILLNESS/INJURY LEAVE (continued)

Healthy Workplaces, Healthy Families Act Requirements

No employee, including a short-term or substitute employee, shall be denied the right to use accrued sick days and the district shall not in any manner discriminate or retaliate against an employee for using or attempting to use sick leave, filing a complaint with the Labor Commissioner, or alleging district violation of Labor Code 245-249.

To ensure the district's compliance with Labor Code 245-249, the Superintendent or designee shall:

1. At a conspicuous location in each workplace, display a poster on paid sick leave that includes the following information:
 - a. That an employee is entitled to accrue, request, and use paid sick days

AR 4261.1(f)

PERSONAL ILLNESS/INJURY LEAVE (continued)

- b. The amount of sick days provided by Labor Code 245-249
 - c. The terms of use of paid sick days
 - d. That discrimination or retaliation against an employee for requesting or using sick leave is prohibited by law and an employee has the right to file a complaint with the Labor Commissioner if the district discriminates or retaliates against him/her
 2. Provide at least 24 hours or three days of paid sick leave to each eligible employee to use per year and allow eligible employees to use accrued sick leave upon reasonable request
 3. Provide eligible employees written notice, on their pay stub or other document issued with their pay check, of the amount of paid sick leave they have available
- (cf. 4112.9/4212.9/4312.9 - Employee Notifications)
4. Keep a record documenting the hours worked and paid sick days accrued and used by each eligible employee for three years

Legal Reference:

EDUCATION CODE

45103 Substitute employees

45190 Leaves of absence and vacations

45191 Leaves of absence for illness and injury

45193 Leave of absence for pregnancy (re use of sick leave under certain circumstances)

45195 Additional leave for nonindustrial accident or illness; reemployment preference

45196 Salary; deductions during sick leave

45202 Transfer of accumulated sick leave and other benefits

LABOR CODE

230 Jury duty; legal actions by domestic violence, sexual assault and stalking victims, right to time off

230.1 Employers with 25 or more employees; domestic violence, sexual assault and stalking victims, right to time off

233 Illness of child, parent, spouse or domestic partner

245-249 Healthy Workplaces, Healthy Families Act of 2014

COURT DECISIONS

California School Employees Association v. Colton Joint Unified School District, (2009) 170 Cal.App.4th 957

California School Employees Association v. Tustin Unified School District, (2007) 148 Cal.App.4th 510

ATTORNEY GENERAL OPINIONS

53 Ops.Cal.Atty.Gen. 111 (1970)

H.4.f.

Regulation
approved:
Students

CSBA MANUAL MAINTENANCE SERVICE
December 2015
BP 5111.1(a)

DISTRICT RESIDENCY

The Governing Board desires to admit all students who reside within district boundaries or who fulfill the district residency requirements through other means as allowed by law. The Superintendent or designee shall develop procedures to facilitate the receipt and verification of students' proof of residency.

(cf. 5116 - School Attendance Boundaries)

The Superintendent or designee shall annually notify parents/guardians of all existing attendance options available in the district, including, but not limited to, all options for meeting residency requirements for school attendance. (Education Code 48980)

(cf. 5116.1 - Intradistrict Open Enrollment)

(cf. 5117 - Interdistrict Attendance)

(cf. 5145.6 - Parental Notifications)

The Superintendent or designee shall require parents/guardians to provide documentation of the student's residency upon admission to a district school. A copy of the document or written statement offered as verification of residency shall be maintained in the student's mandatory permanent record. (5 CCR 432)

(cf. 5111 - Admission)

(cf. 5125 - Student Records)

When establishing a student's residency for enrollment purposes, the Superintendent or designee shall not inquire into a student's citizenship or immigration status.

A student's enrollment may be denied when the submitted documentation is insufficient to establish district residency. In any such case, the Superintendent or designee shall notify the parent/guardian in writing, including specific reasons for the denial.

Investigation of Residency

When the Superintendent or designee reasonably believes that a student's parent/guardian has provided false or unreliable evidence of residency, he/she may make reasonable efforts to determine that the student meets district residency requirements. An investigation may be initiated when the Superintendent or designee is able to identify specific, articulable facts

supporting the belief that the parent/guardian has provided false or unreliable evidence of residency. (Education Code 48204.1, 48204.2)

The Superintendent or designee may assign a trained district employee to conduct the investigation. The investigation may include the examination of records, including public records, and/or interviews of persons who may have knowledge of the student's residency.

BP 5111.1(b)

DISTRICT RESIDENCY (continued)

If necessary, the Superintendent or designee may employ the services of a private investigator to conduct the investigation. Before hiring a private investigator, the Superintendent or designee shall make other reasonable efforts to determine whether the student resides in the district. (Education Code 48204.2)

The investigation shall not include the surreptitious collection of photographic or videographic images of persons or places subject to the investigation. However, the use of technology is not prohibited if done in open and public view. (Education Code 48204.2)

Any employee or contractor engaged in the investigation shall truthfully identify himself/herself as an investigator to individuals contacted or interviewed during the course of the investigation. (Education Code 48204.2)

Appeal of Enrollment Denial

If the Superintendent or designee, upon investigation, determines that a student does not meet district residency requirements and denies the student's enrollment in the district, he/she shall provide the student's parent/guardian an opportunity to appeal that determination. (Education Code 48204.2)

The Superintendent or designee shall send the student's parent/guardian written notice specifying the basis for the district's determination. This notice shall also inform the parent/guardian that he/she may, within 10 school days, appeal the decision and provide new evidence of residency.

The burden shall be on the parent/guardian to show why the district's determination to deny enrollment should be overruled. (Education Code 48204.2)

A student who is currently enrolled in the district shall be allowed to remain in attendance at his/her school pending the results of the appeal. A student who is not currently enrolled in the district shall not be permitted to attend any district school unless his/her appeal is successful.

In an appeal to the Superintendent of a determination that district residency requirements were not met, the Superintendent shall review any evidence provided by the parent/guardian

or obtained during the district's investigation and shall make a decision within 10 school days of receipt of the parent/guardian's request for the appeal. The Superintendent's decision shall be final.

BP 5111.1(c)

DISTRICT RESIDENCY (continued)

Enrollment Not Requiring District Residency

When approved by the Board and the appropriate agency, the district may enroll students from other countries who are in the United States on an F-1 visa or are participating in an international exchange program under the sponsorship of a government-approved agency.

(cf. 5111.2 - Nonresident Foreign Students)

(cf. 6145.6 - International Exchange)

The district may enroll a nonresident student living in an adjoining state or foreign country in accordance with Education Code 48050-48052.

District residency is not required for enrollment in a regional occupational center or program if there are openings in the program or class. (Education Code 52317)

(cf. 6178.2 - Regional Occupational Center/Program)

Legal Reference: (see next page)

DISTRICT RESIDENCY (continued)

Legal Reference:

EDUCATION CODE

220 Prohibition of discrimination

35160.5 Intradistrict open enrollment

35351 Assignment of students to particular schools

46600-46611 Interdistrict attendance permits

48050-48054 Nonresidents

48200-48208 Compulsory education law, especially:

48204 Residency requirements

48204.1-48204.2 Evidence of residency

48300-48316 Student attendance alternatives, school district of choice program

48350-48361 Open Enrollment Act transfers

48852.7 Education of homeless students; immediate enrollment

48853.5 Education of foster youth; immediate enrollment

48980 Notifications at beginning of term

52317 Regional occupational program, admission of persons including nonresidents

FAMILY CODE

6550-6552 Caregivers

GOVERNMENT CODE

6205-6210 Confidentiality of residence for victims of domestic violence

CODE OF REGULATIONS, TITLE 5

432 Retention of student records

UNITED STATES CODE, TITLE 42

11431-11435 McKinney-Vento Homeless Assistance Act

COURT DECISIONS

Katz v. Los Gatos-Saratoga Joint Union High School District, (2004) 117 Cal.App.4th 47

Management Resources:

CSBA PUBLICATIONS

Legal Guidance Regarding International Student Exchange Placement Organizations, April 2014

OFFICE FOR CIVIL RIGHTS, U.S. DEPARTMENT OF EDUCATION PUBLICATIONS

Information on the Rights of All Children to Enroll in School: Questions and Answers for States,

School Districts and Parents, 2012

WEB SITES

CSBA: <http://www.csba.org>

California Department of Education: <http://www.cde.ca.gov>

California Secretary of State, Safe at Home Program: <http://www.sos.ca.gov/safeathome>

U.S. Department of Education, Office for Civil Rights: <http://www2.ed.gov/ocr>

Students

AR 5111.1(a)

DISTRICT RESIDENCY

Criteria for Residency

A student shall be deemed to have complied with district residency requirements for enrollment in a district school if he/she meets any of the following criteria:

1. The student's parent/guardian resides within district boundaries. (Education Code 48200)
2. The student is placed within district boundaries in a regularly established licensed children's institution, a licensed foster home, or a family home pursuant to a court-ordered commitment or placement. (Education Code 48204)
3. The student has been admitted through an interdistrict attendance option, such as an interdistrict attendance agreement, "school district of choice" transfer, or Open Enrollment Act transfer. (Education Code 46600, 48204, 48301, 48356)

(cf. 5117 - Interdistrict Attendance)

(cf. 5118 - Open Enrollment Act Transfers)

4. The student is an emancipated minor residing within district boundaries. (Education Code 48204)
5. The student lives with a caregiving adult within district boundaries and the caregiving adult submits an affidavit to that effect. (Education Code 48204)
6. The student resides in a state hospital located within district boundaries. (Education Code 48204)
7. The student is confined to a hospital or other residential health facility within district boundaries for treatment of a temporary disability. (Education Code 48204, 48207)

(cf. 6183 - Home and Hospital Instruction)

8. The student's parent/guardian resides outside district boundaries but is employed within district boundaries and lives with the student at the place of employment for a minimum of three days during the school week. (Education Code 48204)

Residency Based on Parent/Guardian Employment (Allen Bill Transfers)

District residency status may be granted to a student if at least one of his/her parents/guardians is physically employed within district boundaries for a minimum of 10 hours during the school week. No student seeking residency on this basis shall be denied enrollment based on race, ethnicity, sex, parental income, scholastic achievement, or any of

DISTRICT RESIDENCY (continued)

the individual characteristics set forth in Education Code 220. However, the Superintendent or designee may deny enrollment into the district if any of the following circumstances is present: (Education Code 48204)

1. The additional cost of educating the student would exceed the amount of additional state aid received as a result of the transfer.
2. Enrollment of the student would adversely affect the district's court-ordered or voluntary desegregation plan as determined by the Governing Board.
3. Other circumstances exist that are not arbitrary.

Such circumstances may include, but are not limited to, overcrowding of school facilities at the relevant grade level.

Once a student establishes residency on this basis, he/she shall not be required to reapply for enrollment in subsequent years. The student may continue to attend school in the district through the highest grade level offered by the district if the parent/guardian so chooses and if at least one parent/guardian of the student continues to be physically employed by an employer situated within district boundaries, subject to the exceptions in items #1-3 above. (Education Code 48204)

The Superintendent or designee may deny a transfer out of the district by a student whose parent/guardian is employed within the boundaries of another district if the difference between the number of students entering and exiting the district on the basis of parent/guardian employment exceeds the limits prescribed in Education Code 48204. (Education Code 48204)

Proof of Residency

Evidence of residency may be established by documentation showing the name and address of the parent/guardian within the district, including, but not limited to, any of the following: (Education Code 48204.1)

1. Property tax payment receipt
2. Rental property contract, lease, or payment receipt
3. Utility service contract, statement, or payment receipt
4. Pay stub
5. Voter registration

DISTRICT RESIDENCY (continued)

6. Correspondence from a government agency
7. Declaration of residency executed by the student's parent/guardian
8. If the student is an unaccompanied youth as defined in 42 USC 11434a, a declaration of residency executed by the student
9. If the student is residing in the home of a caregiving adult within district boundaries, an affidavit executed by the caregiving adult in accordance with Family Code 6552

(cf. 5141 - Health Care and Emergencies)

The Superintendent or designee shall make a reasonable effort to secure evidence that a homeless or foster youth resides within the district, including, but not limited to, a utility bill, letter from a homeless shelter, hotel/motel receipt, or affidavit from the student's parent/guardian or other qualified adult relative.

However, a homeless or foster youth shall not be required to provide proof of residency as a condition of enrollment in district schools. (Education Code 48852.7, 48853.5; 42 USC 11432)

(cf. 6173 - Education for Homeless Children)

(cf. 6173.1 - Education for Foster Youth)

A parent/guardian seeking residency status on the basis of his/her employment within district boundaries shall submit proof of the employment which may include, but not be limited to, a paycheck stub or letter from his/her employer listing a physical address within district boundaries. Such evidence shall also indicate the number of hours or days per school week that the parent/guardian is employed at that location.

Safe at Home/Confidential Address Program

When a student or parent/guardian participating in the Safe at Home program requests that the district use the substitute address designated by the Secretary of State, the Superintendent or designee may request the actual residence address for the purpose of establishing residency within district boundaries but shall use the substitute address for all future communications and correspondence and shall not include the actual address in the student's file or any other public record. (Government Code 6206, 6207)

(cf. 3580 - District Records)

Students

BP 5141(a)

HEALTH CARE AND EMERGENCIES

The Governing Board recognizes the importance of taking appropriate action whenever an emergency threatens the safety, health, or welfare of a student at school or during school-sponsored activities.

(cf. 0450 - Comprehensive Safety Plan)
(cf. 3516 - Emergencies and Disaster Preparedness Plan)
(cf. 5141.21 - Administering Medication and Monitoring Health Conditions)
(cf. 5141.22 - Infectious Diseases)
(cf. 5142 - Safety)

The Superintendent or designee shall develop procedures to ensure that first aid and/or medical attention is provided as quickly as possible when accidents and injuries to students occur and that parents/guardians are notified as appropriate.

(cf. 3530 - Risk Management/Insurance)
(cf. 5143 - Insurance)
(cf. 6145.2 - Athletic Competition)

The Superintendent or designee shall ask parents/guardians to provide emergency contact information in order to facilitate communication in the event of an accident or illness.

District staff shall appropriately report and document student accidents.

"Do Not Resuscitate" Orders

The Board believes that staff members should not be placed in the position of determining whether or not to follow any parental or medical "do not resuscitate" orders. Staff shall not accept or follow any such orders except under the specific written direction of the Superintendent or designee. The Superintendent or designee may only direct a staff member to follow a "do not resuscitate" order if he/she has received a written parent/guardian authorization, with an authorized health care provider statement, and an order of an appropriate court.

The Superintendent or designee shall ensure that parents/guardians who have submitted a "do not resuscitate" order are informed of this policy.

Automated External Defibrillators

The Board authorizes the Superintendent or designee to place automated external defibrillators (AEDs) at designated school sites for use by school employees in an emergency.

HEALTH CARE AND EMERGENCIES (continued)

The Superintendent or designee shall develop guidelines for employees regarding these devices and shall ensure that employees receive information that describes sudden cardiac arrest, the school's emergency response plan, and the proper use of an AED. The guidelines shall also specify the placement, security, and maintenance of the AED.

The authorization of AEDs in district schools shall not be deemed to create a guarantee that an AED will be present or will be used in the case of an emergency, or that a trained employee will be present and/or able to use an AED in an emergency, or that the AED will operate properly.

Legal Reference:

EDUCATION CODE

32040-32044 First aid equipment

49300-49307 School safety patrols

49407 Liability for treatment

49408 Emergency information

49409 Athletic events; physicians and surgeons; emergency medical care; immunity

49417 Automated external defibrillators

49470 Medical and hospital services for athletic program

49471 Medical and hospital services not provided or available

49472 Medical and hospital services for pupils

49474 Ambulance services

51202 Instruction in personal and public health and safety

CIVIL CODE

1714.21 Defibrillators; CPR; immunity from civil liability

FAMILY CODE

6550-6552 Caregivers

HEALTH AND SAFETY CODE

1797.196 Automated external defibrillators, immunity from civil liability

1797.200 Emergency medical services agency

1799.102 Personal liability immunity

CODE OF REGULATIONS, TITLE 8

5193 California Bloodborne Pathogens Standard

CODE OF REGULATIONS, TITLE 22

100031-100042 Automated external defibrillators

Management Resources:

WEB SITES

American Heart Association: <http://www.americanheart.org>

American Red Cross: <http://www.redcross.org>

California Department of Health Care Services: <http://www.dhcs.ca.gov>

Students

AR 5141(a)

HEALTH CARE AND EMERGENCIES**Emergency Contact Information**

In order to facilitate contact in case of an emergency or accident, the principal or designee shall annually request that parents/guardians provide the following information:

1. Home address and telephone number
2. Parent/guardian's business address and telephone number
3. Parent/guardian's cell phone number and email address, if applicable
4. Name, address, and telephone number of an alternative contact person to whom the student may be released and who is authorized by the parent/guardian to care for the student in cases of emergency or when the parent/guardian cannot be reached
5. Local physician to call in case of emergency

(cf. 5021 - Noncustodial Parents)

(cf. 5142 - Safety)

In addition, parents/guardians shall be encouraged to notify the school whenever their emergency contact information changes.

Notification/Consent for Medical Treatment

Whenever a student requires emergency or urgent medical treatment while at school or a school-sponsored activity, the principal or designee shall contact the parent/guardian or other person identified on the emergency contact form in order to obtain consent for the medical treatment.

If the student's parent/guardian or other contact person cannot be reached to provide consent, the principal may seek reasonable medical treatment for the student as needed, unless the parent/guardian has previously filed with the district a written objection to any medical treatment other than first aid.

(cf. 5141.21 - Administering Medication and Monitoring Health Conditions)

A person who has filed with the district a completed caregiver's authorization affidavit pursuant to Family Code 6550-6552 shall have the right to consent to or refuse school-related medical care on behalf of the minor student. The caregiver's authorization shall be invalid if the district receives notice that the minor student is no longer living with the caregiver or if the Superintendent or designee has actual knowledge of facts contrary to those stated on the affidavit. (Family Code 6550)

(cf. 5111.1 - District Residency)

HEALTH CARE AND EMERGENCIES (continued)

The caregiver's consent to medical care shall be superseded by any contravening decision of the parent or other person having legal custody of the student, provided that this contravening decision does not jeopardize the student's life, health, or safety. (Family Code 6550)

Automated External Defibrillators

When an automated external defibrillator (AED) is placed in a district school, the Superintendent or designee shall notify an agent of the local emergency medical services agency of the existence, location, and type of AED acquired. (Health and Safety Code 1797.196, 1797.200)

The Superintendent or designee shall ensure that any AED placed at a district school is maintained and tested according to the operation and maintenance guidelines set forth by the manufacturer. (Health and Safety Code 1797.196)

(cf. 0450 - Comprehensive Safety Plan)

The principal of any district school with an AED shall annually provide information to school employees that describes: (Health and Safety Code 1797.196)

1. Sudden cardiac arrest
2. The school's emergency response plan
3. The proper use of an AED

Instructions on how to use the AED, in no less than 14-point type, shall be posted next to every AED. In addition, school employees shall be notified annually of the location of all AED units on campus. (Health and Safety Code 1797.196)

(cf. 4112.9/4212.9/4312.9 - Employee Notifications)

Each AED shall be checked for readiness at least biannually and after each use. In addition, the Superintendent or designee shall ensure that an inspection is made of all AEDs at least every 90 days for potential issues related to operability of the device, including a blinking light or other obvious defect that may suggest tampering or that another problem has arisen

HEALTH CARE AND EMERGENCIES (continued)

with the functionality of the AED. The Superintendent or designee shall maintain records of these checks. (Health and Safety Code 1797.196)

(cf. 3580 - District Records)

Regulation
approved:

CSBA MANUAL MAINTENANCE SERVICE
December 2015

Instruction

BP 6142.1(a)

SEXUAL HEALTH AND HIV/AIDS PREVENTION INSTRUCTION

The Governing Board desires to provide a well-planned, integrated sequence of medically accurate and inclusive instruction on comprehensive sexual health and human immunodeficiency virus (HIV) prevention. The district's educational program shall provide students with the knowledge and skills necessary to protect them from sexually transmitted infections and unintended pregnancy and to have healthy, positive, and safe relationships and behaviors. The district's educational program shall also promote understanding of sexuality as a normal part of human development and the development of healthy attitudes and behaviors concerning adolescent growth and development, body image, gender, sexual orientation, relationships, marriage, and family.

(cf. 5030 - Student Wellness)

(cf. 6142.8 - Comprehensive Health Education)

Comprehensive sexual health education and HIV prevention education shall be offered to all students in grades 7-12, including at least once in junior high or middle school and at least once in high school. (Education Code 51934)

The district's curriculum shall support the purposes of the California Healthy Youth Act as specified in Education Code 51930-51939, be unbiased and inclusive of all students in the classroom, and be aligned with the state's content standards. The district shall respect the rights of parents/guardians to supervise their children's education on these subjects and to impart values regarding human sexuality to their children.

(cf. 5141.22 - Infectious Diseases)

(cf. 5141.25 - Availability of Condoms)

(cf. 5146 - Married/Pregnant/Parenting Students)

(cf. 6143 - Courses of Study)

The Superintendent or designee may appoint a coordinator and/or an advisory committee regarding the district's comprehensive sexual health and HIV prevention curriculum. The advisory committee shall represent a divergence of viewpoints and may participate in planning, implementing, and evaluating the district's program.

(cf. 1220 - Citizen Advisory Committees)

Parent/Guardian Consent

A parent/guardian may request in writing that his/her child be excused from participating in sexual health and HIV prevention education. Students so excused by their parents/guardians shall be given an alternative educational activity. (Education Code 51240, 51938, 51939)

(cf. 5022 - Student and Family Privacy Rights)

SEXUAL HEALTH AND HIV/AIDS PREVENTION INSTRUCTION (continued)

A student shall not be subject to disciplinary action, academic penalty, or other sanction if the student's parent/guardian declines to permit the student to receive the instruction. (Education Code 51939)

Legal Reference:

EDUCATION CODE

220 Prohibition of discrimination

33544 Inclusion of sexual harassment and violence in health curriculum framework

48980 Notice at beginning of term

51202 Instruction in personal and public health and safety

51210.8 Health education curriculum

51225.35 Instruction in sexual harassment and violence; districts that require health education for graduation

51240 Excuse from instruction due to religious beliefs

51513 Materials containing questions about beliefs or practices

51930-51939 California Healthy Youth Act

67386 Student safety; affirmative consent standard

HEALTH AND SAFETY CODE

1255.7 Parents surrendering physical custody of a baby

PENAL CODE

243.4 Sexual battery

261.5 Unlawful sexual intercourse

271.5 Parents voluntarily surrendering custody of a baby

UNITED STATES CODE, TITLE 20

1232h Protection of student rights

7906 Sex education

Management Resources:

CSBA PUBLICATIONS

Promoting Healthy Relationships for Adolescents: Board Policy Considerations, Governance Brief, August 2014

CALIFORNIA DEPARTMENT OF EDUCATION PUBLICATIONS

Health Education Content Standards for California Public Schools, Kindergarten Through Grade 12, 2008

Health Framework for California Public Schools: Kindergarten through Grade 12, 2003

WEB SITES

CSBA: <http://www.csba.org>

California Department of Education, Sex Education and HIV/STD Instruction:
<http://www.cde.ca.gov/ls/he/se>

California Department of Public Health: <http://www.cdph.ca.gov>

California Healthy Kids Resource Center: <http://www.californiahealthykids.org>

California Safe Schools Coalition: <http://www.casafeschools.org>

Centers for Disease Control and Prevention: <http://www.cdc.gov>

U.S. Food and Drug Administration: <http://www.fda.gov>

Instruction

AR 6142.1(a)

SEXUAL HEALTH AND HIV/AIDS PREVENTION INSTRUCTION

Definitions

Comprehensive sexual health education means education regarding human development and sexuality, including education on pregnancy, contraception, and sexually transmitted infections. (Education Code 51931)

HIV prevention education means instruction on the nature of human immunodeficiency virus (HIV) and acquired immune deficiency syndrome (AIDS), methods of transmission, strategies to reduce the risk of HIV infection, and social and public health issues related to HIV and AIDS. (Education Code 51931)

(cf. 6142.8 - *Comprehensive Health Education*)

(cf. 6143 - *Courses of Study*)

Age appropriate refers to topics, messages, and teaching methods suitable to particular ages or age groups of children and adolescents, based on developing cognitive, emotional, and behavioral capacity typical for the age or age group. (Education Code 51931)

Medically accurate means verified or supported by research conducted in compliance with scientific methods and published in peer-reviewed journals, where appropriate, and recognized as accurate and objective by professional organizations and agencies with expertise in the relevant field, such as the federal Centers for Disease Control and Prevention, the American Public Health Association, the American Academy of Pediatrics, and the American College of Obstetricians and Gynecologists. (Education Code 51931)

General Criteria for Instruction and Materials

The Superintendent or designee shall ensure that the district's comprehensive sexual health and HIV prevention instruction and materials: (Education Code 51933)

1. Are age appropriate
2. Are factually and medically accurate and objective
3. Align with and support the following purposes as specified in Education Code 51930:
 - a. To provide students with the knowledge and skills necessary to protect their sexual and reproductive health from HIV and other sexually transmitted infections and from unintended pregnancy
 - b. To provide students with the knowledge and skills they need to develop healthy attitudes concerning adolescent growth and development, body image, gender, sexual orientation, relationships, marriage, and family

SEXUAL HEALTH AND HIV/AIDS PREVENTION INSTRUCTION (continued)

- c. To promote understanding of sexuality as a normal part of human development
 - d. To ensure students receive integrated, comprehensive, accurate, and unbiased sexual health and HIV prevention instruction and provide educators with clear tools and guidance to accomplish that end
 - e. To provide students with the knowledge and skills necessary to have healthy, positive, and safe relationships and behaviors
4. Are appropriate for use with students of all races, genders, sexual orientations, and ethnic and cultural backgrounds; students with disabilities; and English learners

(cf. 0410 - Nondiscrimination in District Programs and Activities)

(cf. 1312.3 - Uniform Complaint Procedures)

(cf. 6174 - Education for English Language Learners)

5. Are available on an equal basis to a student who is an English learner, consistent with the existing curriculum and alternative options for an English learner as otherwise provided in the Education Code
6. Are accessible to students with disabilities, including, but not limited to, the provision of a modified curriculum, materials, and instruction in alternative formats and auxiliary aids
7. Do not reflect or promote bias against any person in protected categories of discrimination pursuant to Education Code 220
8. Affirmatively recognize that people have different sexual orientations and, when discussing or providing examples of relationships and couples, shall be inclusive of same-sex relationships
9. Teach students about gender, gender expression, and gender identity, and explore the harm of negative gender stereotypes
10. Encourage students to communicate with their parents/guardians and other trusted adults about human sexuality and provide the knowledge and skills necessary to do so
11. Teach the value of and prepare students to have and maintain committed relationships such as marriage
12. Provide students with knowledge and skills they need to form healthy relationships that are based on mutual respect and affection and are free from violence, coercion, and intimidation

(cf. 5145. 3 - Nondiscrimination/Harassment)

SEXUAL HEALTH AND HIV/AIDS PREVENTION INSTRUCTION (continued)

13. Provide students with knowledge and skills for making and implementing healthy decisions about sexuality, including negotiation and refusal skills to assist students in overcoming peer pressure and using effective decision-making skills to avoid high-risk activities
14. Do not teach or promote religious doctrine

Components of Sexual Health and HIV Prevention Education

The district's comprehensive sexual health education and HIV prevention education for students in grades 7-12, in addition to complying with the criteria listed above in the section "General Criteria for Instruction and Materials," shall include all of the following: (Education Code 51934)

1. Information on the nature of HIV and other sexually transmitted infections and their effects on the human body
2. Information on the manner in which HIV and other sexually transmitted infections are and are not transmitted, including information on the relative risk of infection according to specific behaviors, including sexual behaviors and injection drug use
3. Information that abstinence from sexual activity and injection drug use is the only certain way to prevent HIV and other sexually transmitted infections, and that abstinence from sexual intercourse is the only certain way to prevent unintended pregnancy

The instruction shall provide information about the value of delaying sexual activity while also providing medically accurate information on other methods of preventing HIV and other sexually transmitted infections and pregnancy.

(cf. 5141.25 - Availability of Condoms)

(cf. 5146 - Married/Pregnant/Parenting Students)

4. Information about the effectiveness and safety of all federal Food and Drug Administration (FDA) approved methods that prevent or reduce the risk of contracting HIV and other sexually transmitted infections, including use of antiretroviral medication, consistent with the Centers for Disease Control and Prevention
5. Information about the effectiveness and safety of reducing the risk of HIV transmission as a result of injection drug use by decreasing needle use and needle sharing

SEXUAL HEALTH AND HIV/AIDS PREVENTION INSTRUCTION (continued)

6. Information about the treatment of HIV and other sexually transmitted infections, including how antiretroviral therapy can dramatically prolong the lives of many people living with HIV and reduce the likelihood of transmitting HIV to others
7. Discussion about social views on HIV and AIDS, including addressing unfounded stereotypes and myths regarding HIV and AIDS and people living with HIV

This instruction shall emphasize that successfully treated HIV-positive individuals have a normal life expectancy, all people are at some risk of contracting HIV, and that testing is the only way to know if one is HIV-positive

8. Information about local resources, how to access local resources, and students' legal rights to access local resources for sexual and reproductive health care such as testing and medical care for HIV and other sexually transmitted infections and pregnancy prevention and care, as well as local resources for assistance with sexual assault and intimate partner violence
9. Information about the effectiveness and safety of FDA-approved contraceptive methods in preventing pregnancy, including, but not limited to, emergency contraception. Instruction on pregnancy shall include an objective discussion of all legally available pregnancy outcomes, including, but not limited to:
 - a. Parenting, adoption, and abortion
 - b. Information on the law on surrendering physical custody of a minor child 72 hours of age or younger, pursuant to Health and Safety Code 1255.7 and Penal Code 271.5
 - c. The importance of prenatal care
10. Information about sexual harassment, sexual assault, adolescent relationship abuse, intimate partner violence, and sex trafficking

Professional Development

The district's comprehensive sexual health education and HIV prevention education shall be provided by instructors trained in the appropriate courses who are knowledgeable of the most recent medically accurate research on human sexuality, healthy relationships, pregnancy, and HIV and other sexually transmitted infections. (Education Code 51931, 51933, 51934)

The Superintendent or designee shall cooperatively plan and conduct in-service training for all district personnel who provide HIV prevention education, through regional planning, joint powers agreements, or contract services. (Education Code 51935)

(cf. 4131 - Staff Development)

SEXUAL HEALTH AND HIV/AIDS PREVENTION INSTRUCTION (continued)

In developing and providing in-service training, the Superintendent or designee shall cooperate and collaborate with the teachers who provide HIV prevention education and with the California Department of Education (CDE). (Education Code 51935)

The district shall periodically conduct in-service training to enable district personnel to learn new developments in the scientific understanding of HIV. In-service training shall be voluntary for personnel who have demonstrated expertise or received in-service training from the CDE or Centers for Disease Control and Prevention. (Education Code 51935)

The Superintendent or designee may expand HIV in-service training to cover the topic of comprehensive sexual health education for district personnel teaching comprehensive sexual health education to learn new developments in the scientific understanding of sexual health. (Education Code 51935)

Use of Consultants or Guest Speakers

The Superintendent or designee may contract with outside consultants or guest speakers, including those who have developed multilingual curricula or curricula accessible to persons with disabilities, to deliver comprehensive sexual health and HIV prevention education or to provide training for district personnel. All outside consultants and guest speakers shall have expertise in comprehensive sexual health education and HIV prevention education and knowledge of the most recent medically accurate research on the relevant topic(s) covered in the instruction. The Superintendent or designee shall ensure that any instruction provided by an outside speaker or consultant complies with Board policy, administrative regulation, and Education Code 51930-51939. (Education Code 51933, 51934, 51936)

(cf. 6145.8 - Assemblies and Special Events)

Parent/Guardian Notification

At the beginning of each school year or at the time of a student's enrollment, the Superintendent or designee shall notify parents/guardians about instruction in comprehensive sexual health education and HIV prevention education, as well as research on student health behaviors and risks, planned for the coming year. The notice shall advise parents/guardians: (Education Code 48980, 51938)

1. That written and audiovisual educational materials to be used in comprehensive sexual health and HIV prevention education are available for inspection
2. That parents/guardians have a right to excuse their child from comprehensive sexual health or HIV prevention education, or research on student health behaviors and risks, provided they submit their request in writing to the district

SEXUAL HEALTH AND HIV/AIDS PREVENTION INSTRUCTION (continued)

3. That parents/guardians have a right to request a copy of Education Code 51930-51939
4. Whether the comprehensive sexual health or HIV prevention education will be taught by district personnel or outside consultants

If the district chooses to use outside consultants or to hold an assembly with guest speakers to deliver comprehensive sexual health or HIV prevention education, the notification shall include: (Education Code 51938)

- a. The date of the instruction
- b. The name of the organization or affiliation of each guest speaker
- c. Information stating the right of the parent/guardian to request a copy of Education Code 51933, 51934, and 51938

If the arrangements for instruction by outside consultants or guest speakers are made after the beginning of the school year, the Superintendent or designee shall notify parents/guardians by mail or another commonly used method of notification no fewer than 14 days before the instruction is given. (Education Code 51938)

(cf. 5145.6 - Parental Notifications)

Nonapplicability to Certain Instruction or Materials

The requirements of Education Code 51930-51939 pertaining to instructional content, teacher training, and parental notification and consent shall not apply to the following: (Education Code 51932)

1. A description or illustration of human reproductive organs that may appear in a textbook, adopted pursuant to law, if the textbook does not include other elements of comprehensive sexual health education or HIV prevention education

(cf. 6142.93 - Science Instruction)

2. Instruction or materials that discuss gender, gender identity, gender expression, sexual orientation, discrimination, harassment, bullying, intimidation, relationships, or family and do not discuss human reproductive organs and their functions

Instruction

BP 6146.1(a)

HIGH SCHOOL GRADUATION REQUIREMENTS

The Governing Board desires to prepare all students to obtain a high school diploma to enable them to take advantage of opportunities for postsecondary education and employment.

(cf. 5127 - Graduation Ceremonies and Activities)

(cf. 5147 - Dropout Prevention)

(cf. 6143 - Courses of Study)

(cf. 6146.3 - Reciprocity of Academic Credit)

Course Requirements

To obtain a high school diploma, students shall complete at least the following courses in grades 9-12, with each course being one year unless otherwise specified:

1. Four courses in English (Education Code 51225.3)

(cf. 6142.91 - Reading/Language Arts Instruction)

2. Three courses in mathematics (Education Code 51225.3)

At least one mathematics course, or a combination of the two mathematics courses, shall meet or exceed state academic content standards for Algebra I or Mathematics I. Completion of such coursework prior to grade 9 shall satisfy the Algebra I or Mathematics I requirement, but shall not exempt a student from the requirement to complete two mathematics courses in grades 9-12. (Education Code 51224.5)

Students may be awarded up to one mathematics course credit for successful completion of an approved computer science course that is classified as a "category c" course based on the "a-g" course requirements for college admission. (Education Code 51225.3, 51225.35)

(cf. 6011 - Academic Standards)

(cf. 6142.92 - Mathematics Instruction)

(cf. 6152.1 - Placement in Mathematics Courses)

3. Two courses in science, including biological and physical sciences (Education Code 51225.3)

(cf. 6142.93 - Science Instruction)

4. Three courses in social studies, including United States history and geography; world history, culture, and geography; a one-semester course in American government and civics; and a one-semester course in economics (Education Code 51225.3)

(cf. 6142.3 - Civic Education)

(cf. 6142.94 - History-Social Science Instruction)

HIGH SCHOOL GRADUATION REQUIREMENTS (continued)

5. One course in visual or performing arts, foreign language, including American Sign Language, or career technical education (CTE) (Floral Design) (Education Code 51225.3)

To be counted towards meeting graduation requirements, a CTE course shall be aligned to the CTE model curriculum standards and framework adopted by the State Board of Education.

(cf. 6142.2 - World/Foreign Language Instruction)
(cf. 6142.6 - Visual and Performing Arts Education)
(cf. 6178 - Career Technical Education)
(cf. 6178.2 - Regional Occupational Center/Program)

6. Three courses in physical education, unless the student has been otherwise exempted pursuant to other sections of the Education Code (Education Code 51225.3)
7. One course in Vocational Education.
8. One course of Personal Finance (starting with the graduating class of 2017)
9. 65 Credits of Elective for class of 2016
10. 60 Credits of Elective for class of 2017
11. 65 Credits of Elective for class of 2018
12. 55 Credits of Elective for class of 2019 – dependent upon approval of 3 math course requirement.
13. Senior project portfolio.

(cf. 6142.7 - Physical Education and Activity)

Note: The graduating class of 2016 will be held to the prior policy of requiring two courses of physical education, and the rest of the classes will be held to the three course requirement.

(cf. 6142.1 - Sexual Health and HIV/AIDS Prevention Instruction)
(cf. 6142.4 - Service Learning/Community Service Classes)
(cf. 6142.8 - Comprehensive Health Education)

Because the prescribed course of study may not accommodate the needs of some students, the Board shall provide alternative means for the completion of prescribed courses in accordance with law.

(cf. 6146.11 - Alternative Credits Toward Graduation)

(cf. 6146.2 - Certificate of Proficiency/High School Equivalency)

(cf. 6146.4 - Differential Graduation and Competency Standards for Students with Disabilities)

The Superintendent or designee shall exempt or waive specific course requirements for foster youth, homeless students, and children of military families in accordance with Education Code 51225.1 and 49701.

(cf. 6173 - Education for Homeless Children)

(cf. 6173.1 - Education for Foster Youth)

(cf. 6173.2 - Education for Children of Military Families)

BP 6146.1(c)

HIGH SCHOOL GRADUATION REQUIREMENTS (continued)

Retroactive Diplomas

Until July 31, 2018, any student who completed grade 12 in the 2003-04 school year or a subsequent school year and has met all applicable graduation requirements other than the passage of the high school exit examination shall be granted a high school diploma. (Education Code 60851.6)

The district may retroactively grant a high school diploma to a former student who was interned by order of the federal government during World War II or who is an honorably discharged veteran of World War II, the Korean War, or the Vietnam War, provided that he/she was enrolled in a district school immediately preceding the internment or military service and he/she did not receive a diploma because his/her education was interrupted due to the internment or military service. A deceased former student who satisfies these conditions may be granted a retroactive diploma to be received by his/her next of kin. (Education Code 51430)

In addition, the district may grant a diploma to a veteran who entered the military service of the United States while he/she was a district student in grade 12 and who had completed the first half of the work required for grade 12. (Education Code 51440)

Legal Reference: (see next page)

HIGH SCHOOL GRADUATION REQUIREMENTS (continued)

Legal Reference:

EDUCATION CODE

47612 Enrollment in charter school
48200 Compulsory attendance
48412 Certificate of proficiency
48430 Continuation education schools and classes
48645.5 Acceptance of coursework
48980 Required notification at beginning of term
49701 Interstate Compact on Educational Opportunity for Military Children
51224 Skills and knowledge required for adult life
51224.5 Algebra instruction
51225.1 Exemption from district graduation requirements
51225.2 Pupil in foster care defined; acceptance of coursework, credits, retaking of course
51225.3 High school graduation
51225.35 Mathematics course requirements; computer science
51225.36 Instruction in sexual harassment and violence; districts that require health education for graduation
51225.5 Honorary diplomas; foreign exchange students
51228 Graduation requirements
51240-51246 Exemptions from requirements
51250-51251 Assistance to military dependents
51410-51412 Diplomas
51420-51427 High school equivalency certificates
51450-51455 Golden State Seal Merit Diploma
51745 Independent study restrictions
56390-56392 Recognition for educational achievement, special education
60851.5 Suspension of high school exit examination
60851.6 Retroactive diploma; completion of all graduation requirements except high school exit examination
66204 Certification of high school courses as meeting university admissions criteria
67386 Student safety; affirmative consent standard

CODE OF REGULATIONS, TITLE 5

1600-1651 Graduation of students from grade 12 and credit toward graduation

COURT DECISIONS

O'Connell v. Superior Court (Valenzuela), (2006) 141 Cal.App.4th 1452

Management Resources:

WEB SITES

CSBA: <http://www.csba.org>
California Department of Education, High School: <http://www.cde.ca.gov/ci/gc/hs>
University of California, List of Approved a-g Courses:
<http://www.universityofcalifornia.edu/admissions/freshman/requirements>

Instruction

BP 6152.1(a)

PLACEMENT IN MATHEMATICS COURSES

The Governing Board believes that a sound educational program must include the study of subjects that prepare students for admission to higher education and/or a fulfilling career. To the extent possible, district students shall be provided an opportunity to complete a sequence of mathematics courses recommended for admission into the University of California and California State University systems.

(cf. 6141.5 - Advanced Placement)

(cf. 6142.92 - Mathematics Instruction)

(cf. 6143 - Courses of Study)

(cf. 6146.1 - High School Graduation Requirements)

The Superintendent or designee shall work with district teachers, counselors, and administrators and the representatives of feeder schools to develop consistent protocols for placing students in mathematics courses offered at district high schools. Such placement protocols shall systematically take into consideration multiple objective academic measures that may include, but are not limited to, interim and summative assessments, placement tests that are aligned to state-adopted content standards in mathematics, classroom assignment and grades, and report cards.

(cf. 5121 - Grades/Evaluation of Student Achievement)

(cf. 6162.5 - Student Assessment)

(cf. 6162.51 - State Academic Achievement Tests)

Students shall be enrolled in mathematics courses based on the placement protocols. No student shall repeat a mathematics course which he/she has successfully completed based on the district's placement protocols.

When a student does not qualify to be enrolled in a higher level mathematics course based on a consideration of the objective measures specified in the placement protocols, he/she may nevertheless be admitted to the course based on the recommendation of a teacher or counselor who has personal knowledge of the student's academic ability.

The placement protocols shall specify a time within the first month of the school year when students shall be reevaluated to ensure that they are appropriately placed in mathematics courses and shall specify the criteria the district will use to make this determination. Any student found to be misplaced shall be promptly placed in the appropriate mathematics course.

Within 10 school days of an initial placement decision or a placement decision upon reevaluation, a student and his/her parent/guardian who disagree with the placement of the student may appeal the decision to the Superintendent or designee. The Superintendent or designee shall decide whether or not to overrule the placement determination within 10 school days of receiving the appeal. The decision of the Superintendent or designee shall be final.

(cf. 5123 - Promotion/Acceleration/Retention)

PLACEMENT IN MATHEMATICS COURSES (continued)

District staff shall implement the placement protocols uniformly and without regard to students' race, sex, gender, nationality, ethnicity, socioeconomic background, or other subjective or discriminatory consideration in making placement decisions.

(cf. 0410 - Nondiscrimination in District Programs and Activities)

The Superintendent or designee shall ensure that all teachers, counselors, and other district staff responsible for determining students' placement in mathematics courses receive training on the placement protocols.

(cf. 4131 - Staff Development)

Prior to the beginning of each school year, the Superintendent or designee shall communicate the district's commitment to providing students with the opportunity to complete mathematics courses recommended for college admission, including approved placement protocols and the appeal process, to parents/guardians, students, teachers, school counselors, and administrators.

This policy and the district's mathematics placement protocols shall be posted on the district's web site. (Education Code 51224.7)

(cf. 1113 - District and School Web Sites)

Annually, the Board and the Superintendent or designee shall review student data related to placement and advancement in the mathematics courses offered at district high schools to ensure that students who are qualified to progress in mathematics courses based on their performance on objective academic measures are not held back in a disproportionate manner on the basis of their race, ethnicity, gender, or socioeconomic background. The Board and Superintendent shall also consider appropriate recommendations for removing any identified barriers to students' access to mathematics courses.

(cf. 0500 - Accountability)

Legal Reference: (see next page)

PLACEMENT IN MATHEMATICS COURSES (continued)

Legal Reference:

EDUCATION CODE

200-262.4 Prohibition of discrimination

48070.5 Promotion and retention; required policy

51220 Areas of study, grades 7-12

51224.5 Completion of Algebra I or Mathematics I

51224.7 California Mathematics Placement Act of 2015

51225.3 High school graduation requirements

51284 Financial literacy

60605 State-adopted content and performance standards in core curricular areas

60605.8 Common Core standards

Management Resources:

CSBA PUBLICATIONS

Math Misplacement, Governance Brief, September 2015

Governing to the Core, Governance Briefs

CALIFORNIA DEPARTMENT OF EDUCATION PUBLICATIONS

Mathematics Framework for California Public Schools: Kindergarten Through Grade Twelve, 2013

California Common Core State Standards: Mathematics, January 2013

COMMON CORE STATE STANDARDS INITIATIVE PUBLICATIONS

Appendix A: Designing High School Mathematics Courses Based on the Common Core State Standards

LAWYERS' COMMITTEE FOR CIVIL RIGHTS OF THE SAN FRANCISCO BAY AREA (LCCR)

Held Back - Addressing Misplacement of 9th Grade Students in Bay Area School Math Classes

WEB SITES

CSBA: <http://www.csba.org>

California Department of Education: <http://www.cde.ca.gov>

Common Core State Standards Initiative: <http://www.corestandards.org/math>

Lawyers' Committee for Civil Rights of the San Francisco Bay Area (LCCR): <http://www.lccr.com>

Instruction

BP 6173(a)

EDUCATION FOR HOMELESS CHILDREN

The Governing Board desires to ensure that homeless students have access to the same free and appropriate public education provided to other students within the district. The district shall provide homeless students with access to education and other services necessary for them to meet the same challenging academic standards as other students.

(cf. 6011 - Academic Standards)

Homeless students shall not be segregated into a separate school or program based on their status as homeless and shall not be stigmatized in any way.

(cf. 3553 - Free and Reduced Price Meals)

The Superintendent or designee shall ensure that placement decisions for homeless students are based on the student's best interest as defined in law and administrative regulation.

When there are at least 15 homeless students in the district or a district school, the district's local control and accountability plan (LCAP) shall include goals and specific actions to improve student achievement and other outcomes of homeless students. (Education Code 52052, 52060)

(cf. 0460 - Local Control and Accountability Plan)

At least annually, the Superintendent or designee shall report to the Board on outcomes for homeless students, which may include, but are not limited to, school attendance, student achievement test results, promotion and retention rates by grade level, graduation rates, suspension/expulsion rates, and other outcomes related to any goals and specific actions identified in the LCAP. Based on the evaluation data, the district shall revise its strategies as needed to better support the education of homeless students.

(cf. 0500 - Accountability)

(cf. 6190 - Evaluation of the Instructional Program)

Legal Reference: (see next page)

EDUCATION FOR HOMELESS CHILDREN (continued)

Legal Reference:

EDUCATION CODE

2558.2 *Use of revenue limits to determine average daily attendance of homeless children*

39807.5 *Payment of transportation costs by parents*

48850 *Educational rights; participation in extracurricular activities*

48852.5 *Notice of educational rights of homeless students*

48852.7 *Enrollment of homeless students*

48915.5 *Recommended expulsion, homeless student with disabilities*

48918.1 *Notice of recommended expulsion*

51225.1-51225.3 *Graduation requirements*

52060-52077 *Local control and accountability plan*

CODE OF REGULATIONS, TITLE 5

4600-4687 *Uniform complaint procedures*

UNITED STATES CODE, TITLE 42

11431-11435 *McKinney-Vento Homeless Assistance Act*

Management Resources:

CALIFORNIA CHILD WELFARE COUNCIL

Partial Credit Model Policy and Practice Recommendations

CALIFORNIA DEPARTMENT OF EDUCATION

Homeless Education Dispute Resolution Process, January 30, 2007

NATIONAL CENTER FOR HOMELESS EDUCATION PUBLICATIONS

Homeless Liaison Toolkit, 2013

U.S. DEPARTMENT OF EDUCATION GUIDANCE

Education for Homeless Children and Youth Program, Non-Regulatory Guidance, July 2004

WEB SITES

California Child Welfare Council: <http://www.chhs.ca.gov/Pages/CACildWelfareCouncil.aspx>

California Department of Education, Homeless Children and Youth Education:

<http://www.cde.ca.gov/sp/hs/cy>

National Center for Homeless Education at SERVE: <http://www.serve.org/nche>

National Law Center on Homelessness and Poverty: <http://www.nlchp.org>

U.S. Department of Education: <http://www.ed.gov/programs/homeless/index.html>

Instruction

AR 6173(a)

EDUCATION FOR HOMELESS CHILDREN

Definitions

Homeless students means students who lack a fixed, regular, and adequate nighttime residence and includes: (Education Code 48852.7; 42 USC 11434a)

1. Students who are sharing the housing of other persons due to loss of housing, economic hardship, or a similar reason; are living in motels, hotels, trailer parks, or camping grounds due to the lack of alternative adequate accommodations; are living in emergency or transitional shelters; are abandoned in hospitals; or are awaiting foster care placement

(cf. 6173.1 - Education for Foster Youth)

2. Students who have a primary nighttime residence that is a public or private place not designed for or ordinarily used as regular sleeping accommodations for human beings
3. Students who are living in cars, parks, public spaces, abandoned buildings, substandard housing, bus or train stations, or similar settings
4. Migratory children who qualify as homeless because they are living in conditions described in items #1-3 above
5. Unaccompanied youth who are not in the physical custody of a parent or guardian

School of origin means the school that the homeless student attended when permanently housed or the school in which he/she was last enrolled. If the school the homeless student attended when permanently housed is different from the school in which he/she was last enrolled, or if there is some other school that he/she attended within the preceding 15 months and with which he/she is connected, the district liaison shall determine, in consultation with and with the agreement of the homeless student and the person holding the right to make educational decisions for the student, and in the best interests of the homeless student, which school shall be deemed the school of origin. (Education Code 48852.7)

Best interest means that, in making educational and school placement decisions for a homeless student, consideration is given to, among other factors, educational stability, the opportunity to be educated in the least restrictive educational setting necessary to achieve academic progress, and the student's access to academic resources, services, and extracurricular and enrichment activities that are available to all district students. (Education Code 48850, 48853; 42 USC 11432)

EDUCATION FOR HOMELESS CHILDREN (continued)

District Liaison

The Superintendent designates the following staff person as the district liaison for homeless students: (42 USC 11432)

School Nurse
745 Tenth Street
Colusa, CA 95932

530.458.7791

The district's liaison for homeless students shall: (Education Code 48852.5; 42 USC 11432)

1. Ensure that homeless students are identified by school personnel and through coordinated activities with other entities and agencies

(cf. 1400 - Relations Between Other Governmental Agencies and the Schools)

(cf. 3553 - Free and Reduced-Price Meals)

(cf. 5141.6 - School Health Services)

2. Ensure that homeless students enroll in, and have a full and equal opportunity to succeed in, district schools
3. Ensure that homeless families and students receive educational services for which they are eligible
4. Inform parents/guardians of the educational and related opportunities available to their children and ensure that they are provided with meaningful opportunities to participate in the education of their children

(cf. 5145.6 - Parental Notifications)

5. Disseminate notice of the educational rights of homeless students in district schools that provide services to homeless children and at places where they receive services, such as schools, family shelters, and hunger relief agencies (soup kitchens)
6. Mediate enrollment disputes in accordance with law, Board policy, and administrative regulation
7. Fully inform parents/guardians of all transportation services

EDUCATION FOR HOMELESS CHILDREN (continued)

(cf. 3250 - Transportation Fees)

(cf. 3541 - Transportation Routes and Services)

8. When notified pursuant to Education Code 48918.1, assist, facilitate, or represent a homeless student who is undergoing a disciplinary proceeding that could result in his/her expulsion

(cf. 5144.1 - Suspension and Expulsion/Due Process)

9. When notified pursuant to Education Code 48915.5, participate in an individualized education program team meeting to make a manifestation determination regarding the behavior of a student with a disability

(cf. 5144.2 - Suspension and Expulsion/Due Process (Students with Disabilities))

(cf. 6159 - Individualized Education Program)

10. Assist a homeless student to obtain records necessary for his/her enrollment into or transfer out of district schools, including immunization, medical, and academic records

Enrollment

The district shall make placement decisions for homeless students based on the student's best interest. (42 USC 11432)

When making a placement decision for a homeless student, the Superintendent or designee may consider the age of the student, the distance of the commute and the impact it may have on the student's education, personal safety issues, the student's need for special instruction, the length of anticipated stay in the temporary shelter or other temporary location, likely area of future housing, school placement of siblings, and the time remaining in the school year.

However, placement decisions shall not be based on whether a homeless student lives with his/her homeless parent/guardian or has been temporarily placed elsewhere. (42 USC 11432)

In the case of an unaccompanied youth, the liaison shall assist in placement or enrollment decisions, consider the views of the student, and provide notice to the student of his/her appeal rights. (42 USC 11432)

In determining a student's best interest, a homeless student shall, to the extent feasible, be placed in his/her school of origin, unless his/her parent/guardian requests otherwise. (Education Code 48852.7; 42 USC 11432)

EDUCATION FOR HOMELESS CHILDREN (continued)

Once a placement decision has been made, the principal or designee shall immediately enroll the student in the school of choice. The student shall be enrolled even if he/she: (Education Code 48852.7; 42 USC 11432)

1. Has outstanding fees, fines, textbooks, or other items or monies due to the school last attended

(cf. 5125.2 - Withholding Grades, Diploma or Transcripts)

2. Does not have clothing normally required by the school, such as school uniforms

(cf. 5132 - Dress and Grooming)

3. Is unable to produce records normally required for enrollment, such as previous academic records, proof of residency, and medical records, including, but not limited to, records or other proof of immunization history

(cf. 5111 - Admission)

(cf. 5111.1 - District Residency)

(cf. 5125 - Student Records)

(cf. 5141.26 - Tuberculosis Testing)

(cf. 5141.31 - Immunizations)

(cf. 5141.32 - Health Screening for School Entry)

The principal or designee shall immediately contact the school last attended by the student to obtain the relevant records. If the student needs to obtain immunizations or does not possess immunization or other medical records, the principal or designee shall refer the parent/guardian to the district liaison for homeless students. The district liaison shall assist the parent/guardian, or the student if he/she is an unaccompanied youth, in obtaining the necessary immunizations or records for the student. (42 USC 11432)

If the student is placed at a school other than his/her school of origin or the school requested by his/her parent/guardian, the Superintendent or designee shall provide the parent/guardian with a written explanation of the decision along with a statement regarding the parent/guardian's right to appeal the placement decision. (42 USC 11432)

The student may continue attending his/her school of origin for the duration of the homelessness. (Education Code 48852.7; 42 USC 11432)

To ensure that the homeless student has the benefit of matriculating with his/her peers in accordance with the established feeder patterns, the following shall apply: (Education Code 48852.7)

EDUCATION FOR HOMELESS CHILDREN (continued)

1. If the student is transitioning between grade levels, he/she shall be allowed to continue in the same attendance area.
2. If the student is transitioning to a middle school or high school, and the school designated for matriculation is in another school district, he/she shall be allowed to continue to the school designated for matriculation in that district.

If the student's status changes before the end of the school year so that he/she is no longer homeless, he/she shall be allowed to stay in the school of origin: (Education Code 48852.7)

1. Through the duration of the school year if he/she is in grades K-8
2. Through graduation if he/she is in high school

Resolving Enrollment Disputes

If a dispute arises over school selection or enrollment in a particular school, the student shall be immediately admitted to the school in which enrollment is sought pending resolution of the dispute. (42 USC 11432)

The parent/guardian shall be provided with a written explanation of the placement decision, which shall be complete, as brief as possible, simply stated, and provided in language that the parent/guardian or student can understand. The written explanation shall include:

1. The district liaison's contact information
2. A description of the district's placement decision
3. Notice of the student's right to enroll in the school of choice pending resolution of the dispute, including the right to fully participate in all school activities
4. Notice of the parent/guardian's right to appeal the decision to the county office of education and, if the dispute remains unresolved, to the California Department of Education

The district liaison shall work to resolve an enrollment dispute as expeditiously as possible after receiving notice of the dispute. (42 USC 11432)

In working with a student's parents/guardians to resolve an enrollment dispute, the district liaison shall:

1. Inform them that they may provide written and/or oral documentation to support their position

EDUCATION FOR HOMELESS CHILDREN (continued)

2. Inform them that they may seek the assistance of social services, advocates, and/or service providers in having the dispute resolved
3. Provide them a simple form that they may use and turn in to the school to initiate the dispute resolution process
4. Provide them a copy of the dispute form they submit for their records
5. Provide them the outcome of the dispute for their records

If a parent/guardian disagrees with the liaison's enrollment decision, he/she may appeal the decision to the Superintendent. The Superintendent shall make a determination within five working days.

If the parent/guardian chooses to appeal the district's placement decision, the district liaison shall forward all written documentation and related paperwork to the homeless liaison at the county office of education.

Transportation

The district shall provide transportation for a homeless student to and from his/her school of origin when the student is residing within the district and the parent/guardian requests that such transportation be provided. If the student moves outside of district boundaries, but continues to attend his/her school of origin within this district, the Superintendent or designee shall consult with the superintendent of the district in which the student is now residing to agree upon a method to apportion the responsibility and costs of the transportation. (42 USC 11432)

(cf. 3250 - Transportation Fees)

(cf. 3541 - Transportation Routes and Services)

The district shall not be obligated to provide transportation to students who continue attending their school of origin after they cease to be homeless, unless the formerly homeless student has an individualized education program that includes transportation as a necessary related service for the student. (Education Code 48852.7)

Transfer of Coursework and Credits

When a homeless student transfers into a district school, the district shall accept and issue full credit for any coursework that the student has satisfactorily completed while attending another public school, a juvenile court school, or a nonpublic, nonsectarian school or agency and shall not require the student to retake the course. (Education Code 51225.2)

EDUCATION FOR HOMELESS CHILDREN (continued)

If the homeless student did not complete the entire course, he/she shall be issued partial credit for the coursework completed and shall be required to take the portion of the course that he/she did not complete at his/her previous school. However, the district may require the student to retake the portion of the course completed if, in consultation with the holder of educational rights for the student, the district finds that the student is reasonably able to complete the requirements in time to graduate from high school. Whenever partial credit is issued to a homeless student in any particular course, he/she shall be enrolled in the same or equivalent course, if applicable, so that he/she may continue and complete the entire course. (Education Code 51225.2)

Partial credits shall be awarded on the basis of 0.5 credits for every seven class periods attended per subject. If the school is on a block schedule, each block schedule class period attended shall be equal to two regular class periods per subject. Partial credits and grades earned by a student shall be included on the student's official transcript within two business days of the district's notification of the student's transfer, as required under Education Code 49069.5.

In no event shall the district prevent a homeless student from taking or retaking a course to meet the eligibility requirements for admission to the California State University or the University of California. (Education Code 51225.2)

(cf. 6143 - Courses of Study)

Applicability of Graduation Requirements

To obtain a high school diploma, a homeless student shall complete all courses required by Education Code 51225.3 and fulfill any additional graduation requirements prescribed by the Governing Board.

(cf. 6146.1 - High School Graduation Requirements)

(cf. 6162.52 - High School Exit Examination)

However, when a homeless student who has completed his/her second year of high school transfers into the district from another school district or transfers between high schools within the district, he/she shall be exempted from all district-adopted coursework and other district-established graduation requirements, unless the district makes a finding that the student is reasonably able to complete the additional requirements in time to graduate from high school by the end of his/her fourth year of high school. Within 30 calendar days of the homeless student's transfer, the Superintendent or designee shall notify the student, the person holding the right to make educational decisions for him/her, and the district liaison for homeless students of the availability of the exemption and whether the student qualifies for it. If the Superintendent or designee fails to provide this notification, the student shall be eligible for the exemption once notified, even if the notification occurs after the student is no longer homeless. (Education Code 51225.1)

EDUCATION FOR HOMELESS CHILDREN (continued)

To determine whether a homeless student is in his/her third or fourth year of high school, the district shall use either the number of credits he/she has earned as of the date of the transfer or the length of his/her school enrollment, whichever qualifies him/her for the exemption. (Education Code 51225.1)

The Superintendent or designee shall notify any homeless student who is granted an exemption and the person holding the right to make educational decisions for him/her how any requirements that are waived will affect the student's ability to gain admission to a postsecondary educational institution and shall provide information about transfer opportunities available through the California Community Colleges. (Education Code 51225.1)

The district shall not require or request a homeless student to transfer schools in order to qualify for an exemption and no request for a transfer solely to qualify for an exemption shall be made by a homeless student, the person holding the right to make educational decisions for the student, or the district liaison on behalf of the student. (Education Code 51225.1)

If a homeless student is exempted from local graduation requirements, the exemption shall continue to apply after the student is no longer homeless or if he/she transfers to another school or school district. (Education Code 51225.1)

If the Superintendent or designee determines that a homeless student is reasonably able to complete district graduation requirements within his/her fifth year of high school, he/she shall: (Education Code 51225.1)

1. Inform the student and, if under 18 years of age, the person holding the right to make educational decisions for him/her, of the option available to the student to remain in school for a fifth year to complete the district's graduation requirements and how that will affect his/her ability to gain admission to a postsecondary educational institution
2. Provide information to the homeless student about transfer opportunities available through the California Community Colleges
3. Upon agreement with the homeless student or with the person holding the right to make educational decisions for him/her if he/she is under 18 years of age, permit the student to stay in school for a fifth year to complete the district's graduation requirements

Eligibility for Extracurricular Activities

A homeless student who enrolls in any district school shall be immediately deemed to meet all residency requirements for participation in interscholastic sports or other extracurricular activities. (Education Code 48850)

EDUCATION FOR HOMELESS CHILDREN (continued)

(cf. 6145 - Extracurricular and Cocurricular Activities)

(cf. 6145.2 - Athletic Competition)

Notification and Complaints

Information regarding the educational rights of homeless students, as specified in Education Code 51225.1 and 51225.2, shall be included in the annual uniform complaint procedures notification distributed to students, parents/guardians, employees, and other interested parties pursuant to 5 CCR 4622. (Education Code 51225.1, 51225.2)

Any complaint that the district has not complied with requirements regarding the education of homeless students, as specified in Education Code 51225.1 or 51225.2, may be filed in accordance with the district's procedures in AR 1312.3 - Uniform Complaint Procedures.

(cf. 1312.3 - Uniform Complaint Procedures)

Instruction

AR 6173.1(a)

EDUCATION FOR FOSTER YOUTH

Definitions

Foster youth means a child who has been removed from his/her home pursuant to Welfare and Institutions Code 309, is the subject of a petition filed under Welfare and Institutions Code 300 or 602, or has been removed from his/her home and is the subject of a petition filed under Welfare and Institutions Code 300 or 602 or is a nonminor who is under the transition jurisdiction of a juvenile court, as described in Welfare and Institutions Code 450, and satisfies the criteria specified in Education Code 42238.01. (Education Code 42238.01, 48853.5)

Person holding the right to make educational decisions means a responsible adult appointed by a court pursuant to Welfare and Institutions Code 361 or 726.

School of origin means the school that the foster youth attended when permanently housed or the school in which he/she was last enrolled. If the school the foster youth attended when permanently housed is different from the school in which he/she was last enrolled, or if there is some other school that the foster youth attended within the preceding 15 months and with which the youth is connected, the district liaison for foster youth shall determine, in consultation with and with the agreement of the foster youth and the person holding the right to make educational decisions for the youth, and in the best interests of the foster youth, which school is the school of origin. (Education Code 48853.5)

Best interests means that, in making educational and school placement decisions for a foster youth, consideration is given to, among other factors, educational stability, the opportunity to be educated in the least restrictive educational setting necessary to achieve academic progress, and the foster youth's access to academic resources, services, and extracurricular and enrichment activities that are available to all district students. (Education Code 48850, 48853)

District Liaison

The Superintendent designates the following position as the district's liaison for foster youth: (Education Code 48853.5)

School Nurse
745 Tenth Street
Colusa, CA 95932
530.458.7791

(cf. 6173 - Education for Homeless Children)

AR 6173.1(b)

The liaison for foster youth shall:

1. Ensure and facilitate the proper educational placement, enrollment in school, and checkout from school of students in foster care (Education Code 48853.5)
2. Ensure proper transfer of credits, records, and grades when students in foster care transfer from one school to another or from one district to another (Education Code 48645.5, 48853.5)

When a student in foster care is enrolling in a district school, the liaison shall contact the school last attended by the student to obtain, within two business days, all academic and other records. When a foster youth is transferring to a new school, the liaison shall provide the student's records to the new school within two business days of receiving the new school's request. (Education Code 48853.5)

(cf. 5125 - Student Records)

(cf. 6146.3 - Reciprocity of Academic Credit)

3. When required by law, notify the foster youth's attorney and the representative of the appropriate county child welfare agency when the foster youth is undergoing any expulsion or other disciplinary proceeding, including a manifestation determination prior to a change in the foster youth's placement, when he/she is a student with a disability. (Education Code 48853.5, 48911, 48915.5, 48918.1)

(cf. 5144.1 - Suspension and Expulsion/Due Process)

(cf. 5144.2 - Suspension and Expulsion/Due Process (Students with Disabilities))

(cf. 6159.4 - Behavioral Interventions for Special Education Students)

4. As needed, make appropriate referrals to ensure that students in foster care receive necessary special education services and services under Section 504 of the federal Rehabilitation Act of 1973

(cf. 6164.4 - Identification and Evaluation of Individuals for Special Education)

(cf. 6164.6 - Identification and Education Under Section 504)

5. As needed, ensure that students in foster care receive appropriate school-based services, such as counseling and health services, supplemental instruction, and after-school services

(cf. 5141.6 - School Health Services)

(cf. 5148.2 - Before/After School Programs)

(cf. 6164.2 - Guidance/Counseling Services)

(cf. 6172 - Gifted and Talented Student Program)

(cf. 6174 - Education for English Language Learners)

(cf. 6177 - Summer Learning Programs)

(cf. 6179 - Supplemental Instruction)

AR 6173.1(c)

6. Develop protocols and procedures for creating awareness for district staff, including principals, school registrars, and attendance clerks, of the requirements for the proper enrollment, placement, and transfer of foster youth

(cf. 4131 - Staff Development)

(cf. 4231 - Staff Development)

(cf. 4331 - Staff Development)

7. Collaborate with the county office of education, county placing agency, county child welfare agency, county probation department, juvenile court, and other appropriate agencies to help coordinate services for the district's foster youth

(cf. 1020 - Youth Services)

(cf. 5113.1 - Chronic Absence and Truancy)

8. Monitor the educational progress of foster youth and provide reports to the Superintendent or designee and the Governing Board based on indicators identified in the district's local control and accountability plan

(cf. 0460 - Local Control and Accountability Plan)

The Superintendent or designee shall regularly monitor the caseload of the liaison, as well as his/her additional duties outside of the foster youth program, to determine whether adequate time and resources are available to meet the needs of foster youth in the district.

Enrollment

A student placed in a licensed children's institution or foster family home within the district shall attend programs operated by the district unless one of the following circumstances applies: (Education Code 48853, 48853.5)

1. The student has an individualized education program requiring placement in a nonpublic, nonsectarian school or agency or in another local educational agency.

(cf. 6159 - Individualized Education Program)

(cf. 6159.2 - Nonpublic, Nonsectarian School and Agency Services for Special Education)

2. The parent/guardian or other person holding the right to make educational decisions for the student determines that it is in the best interest of the student to be placed in another educational program and submits a written statement to the district indicating that determination and that he/she is aware of the following:
 - a. The student has a right to attend a regular public school in the least restrictive environment.

AR 6173.1(d)

- b. The alternate educational program is a special education program, if applicable.
- c. The decision to unilaterally remove the student from the district school and to place him/her in an alternate education program may not be financed by the district.
- d. Any attempt to seek reimbursement for the alternate education program may be at the expense of the parent/guardian or other person holding the right to make educational decisions for the student.

(cf. 5116.1 - Intradistrict Open Enrollment)

(cf. 5117 - Interdistrict Attendance)

(cf. 6159.3 - Appointment of Surrogate Parent for Special Education Students)

- 3. At the initial placement or any subsequent change in placement, the student exercises his/her right to continue in his/her school of origin, as defined above.
 - a. The student may continue in the school of origin for the duration of the court's jurisdiction.
 - b. If the court's jurisdiction over a grade K-8 student is terminated prior to the end of a school year, the student may continue in his/her school of origin for the remainder of the school year.
 - c. If the court's jurisdiction is terminated while the student is in high school, the student may continue in his/her school of origin until he/she graduates.
 - d. If the student is transitioning between school grade levels, he/she shall be allowed to continue in the district of origin in the same attendance area to provide him/her the benefit of matriculating with his/her peers in accordance with the established feeder patterns of school districts. A student who is transitioning to a middle school or high school shall be allowed to enroll in the school designated for matriculation in another school district.

The district liaison may, in consultation with and with the agreement of the foster youth and the person holding the right to make educational decisions for the youth, recommend that the youth's right to attend the school of origin be waived and he/she be enrolled in any school that students living in the attendance area in which the foster youth resides are eligible to attend. All decisions shall be made in accordance with the foster youth's best interests. (Education Code 48853.5)

AR 6173.1(e)

Prior to making any recommendation to move a foster youth from his/her school of origin, the liaison shall provide the youth and the person holding the right to make educational decisions for the youth with a written explanation of the basis for the recommendation and how the recommendation serves the youth's best interests. (Education Code 48853.5)

The role of the liaison shall be advisory with respect to placement decisions and determination of the school of origin. (Education Code 48853.5)

If the liaison, in consultation with the foster youth and the person holding the right to make educational decisions for the foster youth, agrees that the best interests of the youth would be served by his/her transfer to a school other than the school of origin, the principal or designee of the new school shall immediately enroll the foster youth. The foster youth shall be immediately enrolled even if he/she: (Education Code 48853.5)

1. Has outstanding fees, fines, textbooks, or other items or monies due to the school last attended

(cf. 5125.2 - Withholding Grades, Diploma or Transcripts)

2. Does not have clothing normally required by the school, such as school uniforms

(cf. 5132 - Dress and Grooming)

3. Is unable to produce records normally required for enrollment, such as previous academic records, proof of residency, and medical records, including, but not limited to, immunization records or other documentation

(cf. 5111.1 - District Residency)

(cf. 5141.26 - Tuberculosis Testing)

(cf. 5141.31 - Immunizations)

(cf. 5141.32 - Health Screening for School Entry)

If the foster youth or a person with the right to make educational decisions for the foster youth disagrees with the liaison's enrollment recommendation, he/she may appeal to the Superintendent. The Superintendent shall make a determination within 30 calendar days of receipt of the appeal. Within 30 calendar days of receipt of the Superintendent's decision, the parent/guardian or foster youth may appeal that decision to the Board. The Board shall consider the issue at its next regularly scheduled meeting. The Board's decision shall be final.

(cf. 9320 - Meetings and Notices)

If any dispute arises regarding the request of a foster youth to remain in the school of origin, the youth has the right to remain in the school of origin pending resolution of the dispute. (Education Code 48853.5)

AR 6173.1(f)

Transportation

The district shall not be responsible for providing transportation to and from the school of origin.

(cf. 3540 - Transportation)

(cf. 3541 - Transportation Routes and Services)

Effect of Absences on Grades

The grades of a student in foster care shall not be lowered for any absence from school that is due to either of the following circumstances: (Education Code 49069.5)

1. A decision by a court or placement agency to change the student's placement, in which case the student's grades shall be calculated as of the date he/she left school
2. A verified court appearance or related court-ordered activity

(cf. 5121 - Grades/Evaluation of Student Achievement)

Transfer of Coursework and Credits

When a foster youth transfers into a district school, the district shall accept and issue full credit for any coursework that the foster youth has satisfactorily completed while attending another public school, a juvenile court school, or a nonpublic, nonsectarian school or agency and shall not require the foster youth to retake the course. (Education Code 51225.2)

If the foster youth did not complete the entire course, he/she shall be issued partial credit for the coursework completed and shall be required to take the portion of the course that he/she did not complete at his/her previous school. However, the district may require the foster youth to retake the portion of the course completed if, in consultation with the holder of educational rights for the foster youth, the district finds that the foster youth is reasonably able to complete the requirements in time to graduate from high school. Whenever partial credit is issued to a foster youth in any particular course, he/she shall be enrolled in the same or equivalent course, if applicable, so that he/she may continue and complete the entire course. (Education Code 51225.2)

AR 6173.1(g)

EDUCATION FOR FOSTER YOUTH (continued)

Partial credits shall be awarded on the basis of 0.5 credits for every seven class periods attended per subject. If the school is on a block schedule, each block schedule class period attended shall be equal to two regular class periods per subject. Partial credits and grades

earned by a student shall be included on the student's official transcript within two business days of the district's notification of the student's transfer, as required under Education Code 49069.5.

In no event shall the district prevent a foster youth from taking or retaking a course to meet the eligibility requirements for admission to the California State University or the University of California. (Education Code 51225.2)

Applicability of Graduation Requirements

To obtain a high school diploma, a foster youth shall complete all courses required by Education Code 51225.3 and fulfill any additional graduation requirements prescribed by the Board.

(cf. 6146.1 - High School Graduation Requirements)

(cf. 6162.52 - High School Exit Examination)

However, when a foster youth who has completed his/her second year of high school transfers into the district from another school district or transfers between high schools within the district, he/she shall be exempted from all district-adopted coursework and other district-established graduation requirements, unless the district makes a finding that the student is reasonably able to complete the additional requirements in time to graduate from high school by the end of his/her fourth year of high school. Within 30 calendar days of the foster youth's transfer, the Superintendent or designee shall notify the foster youth, the person holding the right to make educational decisions for him/her, and the foster youth's social worker of the availability of the exemption and whether the foster youth qualifies for it. If the Superintendent or designee fails to provide this notification, the student shall be eligible for the exemption once notified, even if the notification occurs after the student is no longer a foster youth. (Education Code 51225.1, 60851)

To determine whether a foster youth is in his/her third or fourth year of high school, the district shall use either the number of credits the foster youth has earned as of the date of the transfer or the length of his/her school enrollment, whichever qualifies him/her for the exemption. (Education Code 51225.1)

The Superintendent or designee shall notify any foster youth who is granted an exemption and the person holding the right to make educational decisions for him/her how any requirements that are waived will affect the foster youth's ability to gain admission to a postsecondary educational institution and shall provide information about transfer opportunities available through the California Community Colleges. (Education Code 51225.1)

AR 6173.1(h)

EDUCATION FOR FOSTER YOUTH (continued)

The district shall not require or request a foster youth to transfer schools in order to qualify for an exemption and no request for a transfer solely to qualify for an exemption shall be

made by a foster youth or any person acting on behalf of a foster youth. (Education Code 51225.1)

If a foster youth is exempted from local graduation requirements, the exemption shall continue to apply after the termination of the court's jurisdiction over the student while he/she is still enrolled in school or if he/she transfers to another school or school district. (Education Code 51225.1)

Upon making a finding that a foster youth is reasonably able to complete district graduation requirements within his/her fifth year of high school, the Superintendent or designee shall: (Education Code 51225.1)

1. Inform the foster youth and the person holding the right to make educational decisions for him/her of the foster youth's option to remain in school for a fifth year to complete the district's graduation requirements and how that will affect his/her ability to gain admission to a postsecondary educational institution
2. Provide information to the foster youth about transfer opportunities available through the California Community Colleges
3. Upon agreement with the foster youth or, if he/she is under 18 years of age, the person holding the right to make educational decisions for him/her, permit the foster youth to stay in school for a fifth year to complete the district's graduation requirements

Eligibility for Extracurricular Activities

A foster youth whose residence changes pursuant to a court order or decision of a child welfare worker shall be immediately deemed to meet all residency requirements for participation in interscholastic sports or other extracurricular activities. (Education Code 48850)

(cf. 6145 - Extracurricular and Cocurricular Activities)
(cf. 6145.2 - Athletic Competition)

Notification and Complaints

Information regarding the educational rights of foster youth shall be included in the annual uniform complaint procedures notification distributed to students, parents/guardians, employees, and other interested parties pursuant to 5 CCR 4622. (Education Code 48853, 48853.5, 49069.5, 51225.1, 51225.2)

(cf. 5145.6 - Parental Notifications)

AR 6173.1(i)

EDUCATION FOR FOSTER YOUTH (continued)

Any complaint that the district has not complied with requirements regarding the education of foster youth may be filed in accordance with the district's procedures in AR 1312.3 -

Uniform Complaint Procedures. If the district finds merit in a complaint, the district shall provide a remedy to the affected student. A complainant not satisfied with the district's decision may appeal the decision to the California Department of Education (CDE) and shall receive a written decision regarding the appeal within 60 days of CDE's receipt of the appeal. If the CDE finds merit in an appeal, the district shall provide a remedy to the affected student. (Education Code 48853, 48853.5, 49069.5, 51225.1, 51225.2)

(cf. 1312.3 - Uniform Complaint Procedures)

Regulation
approved:

CSBA MANUAL MAINTENANCE SERVICE
December 2015

Instruction

H.4.q.

BP 6179(a)

SUPPLEMENTAL INSTRUCTION

The Governing Board recognizes that high-quality supplemental instruction can motivate and support students to attain grade-level academic standards, overcome academic deficiencies, and/or acquire critical skills. The district shall offer programs of direct, systematic, and intensive supplemental instruction to meet student needs. Supplemental instruction shall be offered in accordance with law and may be used to assist the district in meeting its goals for student achievement.

(cf. 0460 - Local Control and Accountability Plan)
(cf. 5113.1 - Chronic Absence and Truancy)
(cf. 5147 - Dropout Prevention)
(cf. 6011 - Academic Standards)
(cf. 6146.1 - High School Graduation Requirements)
(cf. 6146.5 - Elementary/Middle School Graduation Requirements)
(cf. 6164.5 - Student Success Teams)

Supplemental instruction may be offered during and outside the regular school day, including during the summer, before school, after school, on Saturday, and/or during intersessions. When supplemental instruction is offered during the regular school day, it shall not supplant the student's instruction in the core curriculum areas or physical education.

(cf. 5148.2 - Before/After School Programs)
(cf. 6111 - School Calendar)
(cf. 6112 - School Day)
(cf. 6142.7 - Physical Education and Activity)
(cf. 6176 - Weekend/Saturday Classes)
(cf. 6177 - Summer Learning Programs)

As appropriate, supplemental instruction may be provided through a classroom setting, individual or small group instruction, technology-based instruction, and/or an arrangement with a community or other external service provider.

(cf. 1020 - Youth Services)

When determined to be necessary by the principal or designee, a student may be required to participate in supplemental instruction outside the regular school day. In such cases, written parent/guardian consent shall be obtained for the student's participation.

Supplemental instruction shall be offered to:

1. Students in grades 2-9 who have been retained or recommended for retention at their current grade level (Education Code 37252.2, 48070.5)

(cf. 5123 - Promotion/Acceleration/Retention)

BP 6179(b)

SUPPLEMENTAL INSTRUCTION (continued)

2. Eligible students from low-income families whenever the district or a district school receiving federal Title I funds has been identified by the California Department of Education for program improvement for two or more consecutive years (20 USC 6316)

(cf. 0520.2 - Title I Program Improvement Schools)

(cf. 0520.3 - Title I Program Improvement Districts)

In addition, supplemental instruction may be offered to:

1. Students who are identified as being at risk for retention based on state assessment results, grades, or other indicators

(cf. 5121 - Grades/Evaluation of Student Achievement)

(cf. 6162.51 - State Academic Achievement Tests)

2. Students who demonstrate academic deficiencies that may jeopardize their attainment of academic standards

(cf. 6142.6 - Visual and Performing Arts Education)

(cf. 6142.7 - Physical Education and Activity)

(cf. 6142.91 - Reading/Language Arts Instruction)

(cf. 6142.92 - Mathematics Instruction)

(cf. 6142.93 - Science Instruction)

(cf. 6142.94 - History-Social Science Instruction)

3. High school students who need support to successfully complete courses required for graduation

Legal Reference: (see next page)

SUPPLEMENTAL INSTRUCTION (continued)

Legal Reference:

EDUCATION CODE

37200-37202 School calendar

37223 Weekend classes

37252-37254.1 Supplemental instruction, summer school

42238.01-42238.07 Local control funding formula

46100 Length of school day

48070-48070.5 Promotion and retention

48200 Compulsory education

48985 Translation of notices

51210-51212 Courses of study, elementary schools

51220-51228 Courses of study, secondary schools

52060-52077 Local control and accountability plan

60603 Definitions, core curriculum areas

60640-60649 California Assessment of Student Performance and Progress

60850-60859 High school exit examination, especially:

60851.5 Suspension of high school exit examination

CODE OF REGULATIONS, TITLE 5

11470-11472 Summer school

UNITED STATES CODE, TITLE 20

6316 Program improvement schools and districts

Management Resources:

U.S. DEPARTMENT OF EDUCATION GUIDANCE

Supplemental Educational Services, January 14, 2009

Innovations in Education: Creating Strong Supplemental Educational Services Programs, May 2004

WEB SITES

CSBA: <http://www.csba.org>

California Department of Education: <http://www.cde.ca.gov>

U.S. Department of Education: <http://www.ed.gov>

Board Bylaws

BB 9150(a)

STUDENT BOARD MEMBERS

In order to enhance communication between the Governing Board and the student body and to engage students in the district's educational programs and operations, the Board encourages the involvement of high school students in district governance. The inclusion of one or more student representatives on the Board shall be ordered upon receipt of a student petition in accordance with Education Code 35012 or may be ordered at any time at the discretion of the Board.

Petition

High school students may submit a petition to the Board requesting the appointment of at least one student Board member. This petition, or a separate petition submitted after students have been appointed to the Board, also may include a request to allow preferential voting for student Board members. (Education Code 35012)

Preferential voting means a formal expression of opinion that is recorded in the minutes and cast before the official vote of the Board. (Education Code 35012)

To be eligible for consideration by the Board, the petition for student representation or the petition for preferential voting shall contain the signatures of no less than 500 regularly enrolled high school students, or no less than 10 percent of the number of regularly enrolled high school students, whichever is less. (Education Code 35012)

Within 60 days of receiving a student petition, or at the next regularly scheduled Board meeting if no meeting is held within those 60 days, the Board shall order the inclusion of a student member on the Board or shall act to allow preferential voting for the student Board member, as applicable. (Education Code 35012)

Once established, the student Board member position shall remain in effect until the Board, by majority vote of all voting Board members, approves a motion to eliminate the position. (Education Code 35012)

Selection of Student Board Member

Student Board members shall be elected by the students enrolled in the high school or high schools in accordance with procedures prescribed by the Board. (Education Code 35012)

(cf. 0410 - Nondiscrimination in District Programs and Activities)

(cf. 5121 - Grades/Evaluation of Student Achievement)

(cf. 6145 - Extracurricular and Cocurricular Activities)

Role and Responsibilities of Student Board Members

The term of a student Board member shall be one year, commencing on July 1. (Education Code 35012)

STUDENT BOARD MEMBERS (continued)

A student Board member shall have the right to attend all Board meetings except closed (executive) sessions. (Education Code 35012)

(cf. 9321 - Closed Session Purposes and Agendas)

A student Board member shall be recognized at Board meetings as a full member and shall be seated with other members of the Board. In addition, a student Board member shall receive all materials presented to other Board members except those related to closed sessions, and he/she may participate in questioning witnesses and discussing issues. (Education Code 35012)

(cf. 9322 - Agenda/Meeting Materials)

When a student petition has requested preferential voting rights for student Board members or when the Board has granted preferential voting rights, a student Board member may cast preferential votes on all matters except those subject to closed session discussion. Preferential votes shall not affect the final numerical outcome of a vote. (Education Code 35012)

(cf. 9324 - Minutes and Recordings)

A student Board member may make motions that may be acted upon by the Board, except on matters dealing with employer-employee relations pursuant to Government Code 3540-3549.3. (Education Code 35012)

A student Board member shall not be liable for any acts of the Board. (Education Code 35012)

(cf. 9323.2 - Actions by the Board)

A student Board member shall be entitled to be reimbursed for mileage to the same extent as other members of the Board but shall not receive compensation for attendance at Board meetings. (Education Code 35012)

(cf. 3350 - Travel Expenses)

(cf. 9250 - Remuneration, Reimbursement and Other Benefits)

Student Board Member Development

As necessary, the Superintendent or designee shall, at district expense, provide learning opportunities to student Board members, through trainings, workshops, and conferences, to enhance their knowledge, understanding, and performance of their Board responsibilities.

STUDENT BOARD MEMBERS (continued)

The Superintendent or designee may periodically provide an orientation for student Board member candidates to give them an understanding of the responsibilities and expectations of Board service.

Legal Reference:

EDUCATION CODE

33000.5 *Appointment of student members to State Board of Education*

35012 *Board members; number, election and terms; student members*

GOVERNMENT CODE

3540-3549.3 *Educational Employment Relations Act*

Management Resources:

WEB SITES

CSBA: <http://www.csba.org>

California Association of Student Councils: <http://www.casc.net>

California Association of Student Leaders: <http://www.caslboard.com>

National School Boards Association: <http://www.nsba.org>

Bylaw
adopted:

CSBA MANUAL MAINTENANCE SERVICE
December 2015

MINOR REVISIONS
December 2015
Page 1 of 2

H.4.s.

AR 4032 - Reasonable Accommodation

Add new 2nd paragraph under item #2 to reflect Government Code 12940, as amended by AB 987 (Ch. 122, Statutes of 2015), as follows:

No employee or job applicant who requests an accommodation for his/her physical or mental disability shall be subjected to discrimination or to any punishment or sanction, regardless of whether the request for accommodation was granted. (Government Code 12940)

Revise the subsequent paragraph to change designation of coordinator for nondiscrimination in employment from BP 4030 to AR 4030, as follows:

The district designates the position specified in ~~BP~~ **AR 4030 - Nondiscrimination in Employment** as the coordinator of its efforts to comply with the Americans with Disabilities Act (ADA) and to investigate any and all related complaints.

BP 4119.11/4219.11/4319.11 - Sexual Harassment

H.4.t.

Revise 6th paragraph to change cite to administrative regulation containing procedures for employee complaints of sexual harassment from AR 4031 to AR 4030, as follows:

Complaints of sexual harassment shall be filed in accordance with ~~AR 4031—Complaints Concerning Discrimination in Employment~~ **AR 4030 - Nondiscrimination in Employment**. An employee may bypass his/her supervisor in filing a complaint where the supervisor is the subject of the complaint.

BP 5117 - Interdistrict Attendance

H.4.u.

Add new paragraph at the end of the BP to reflect Education Code 48301, as amended by AB 306 (Ch. 771, Statutes of 2015), as follows:

A child of an active military duty parent/guardian shall not be prohibited from transferring out of the district to a school district of choice, if the other school district approves the application for transfer. (Education Code 48301)

(cf. 6173.2 - Education of Children of Military Families)

MINOR REVISIONS
December 2015
Page 2 of 2

H.4.v.

BP 5123 - Promotion/Acceleration/Retention

Revise last paragraph of BP as follows to clarify that provision of supplemental instruction to students "at risk" of retention is optional:

~~When a student is identified as being at risk for retention,~~ **any student in grades 2-9 is retained or recommended for retention or is identified as being at risk for retention,** the Superintendent or designee shall offer an appropriate program of remedial instruction to assist the student in meeting grade-level expectations. **The Superintendent or designee also may offer supplemental instruction to**

a student in grades 2-6 who is identified as being at risk for retention. (Education Code 37252.2, 37252.8, 48070.5)

H.4.w.

AR 5125 - Student Records

In section "Access for Limited Purpose/Legitimate Educational Interest," revise 1st paragraph of item #6 to reflect Education Code 69432.9 and 69432.92, as amended and added by AB 1091 (Ch. 637, Statutes of 2015), as follows:

6. The Student Aid Commission, ~~for the purpose of providing~~ **to provide** the grade point average (GPA) of all district students in grade 12 **and, when requested, verification of high school graduation or its equivalent of all students who graduated in the prior academic year, for use in** ~~to~~ the Cal Grant postsecondary financial aid program. ~~except~~ **However, such information shall not be submitted** when students opt out or are permitted by the rules of the Student Aid Commission to provide test scores in lieu of the GPA. (Education Code 69432.9, **69432.92**)

H.4.x.

BP 6142.92 - Mathematics Instruction

Under the 6th paragraph, add the following paragraph to reflect Education Code 51224.7, as added by SB 359 (Ch. 508, Statutes of 2015):

The Superintendent or designee shall develop protocols to ensure that students are appropriately placed in mathematics courses and are not unnecessarily required to repeat a course that they have successfully completed in an earlier grade level.

(cf. 6152.1 - Placement in Mathematics Courses)

H.4.y.

BP 6177 - Summer Learning Programs

In section "Summer School," delete item #2 to reflect the suspension of the high school exit examination through the 2017-18 school year pursuant to Education Code 60851.5, as added by SB 172 (Ch. 572, Statutes of 2015), as follows. Renumber remaining items in list.

2. ~~Have not made sufficient progress toward passing the state exit examination required for high school graduation~~

COLUSA UNIFIED SCHOOL DISTRICT		WARRANTS TO BE RELEASED JANUARY 15, 2016			BATCH 25
REF #	VENDOR	AMOUNT	FUND	LOC	DESCRIPTION
713	SUE BARRETT	\$ 320.62	01	CHS	REIMBURSE FOR SUPPLIES PURCHASED
730	BEELE TRACTOR	\$ 39.24	01	MOT	MOWER SUPPLIES
731	BRIGHT ARROW	\$ 1,450.00	01	DO	AUTO DIALER ANNUAL FEE
728	BUTTE SAND TRUCKING	\$ 719.20	01	MOT	DIRT
732	CA DEPT OF JUSTICE	\$ 81.00	01	DO	FINGERPRINT FEES
711	CCOE	\$ 297.21	01	DO	BANK FEES
734	CCOE	\$ 9,419.00	01	DO	QUARTERLY CEWAN FEE (TECH)
734	CCOE	\$ 186,102.00	01	DO	QUARTERLY SELPA DEFICIT
RC39	CUSD EMER FD-US BANK CALCARD VISA	\$ 4,403.02	01	ALL	SEE ATTACHED
715	CUSD GENERAL FD	\$ 245.52	95	CHS	REIMBURSE MOT DEPT FOR SUPPLIES
737	CPM	\$ 16,553.00	21	BOND	CONSULTANT FEES
738	CRYSTAL DAIRY	\$ 2,552.50	13	CAFET	FOOD
720	DANIELSEN	\$ 1,883.55	13	CAFET	FOOD
712	DAVISON DRUGS	\$ 19.30	01	DO	SUPPLIES
718	FFA FIELD DAY	\$ 35.00	01	CHS	REGISTRATION FEE
722	GALE GROUP	\$ 1,649.58	01	CHS	LIBRARY BOOKS
735	GATEWAY FUNDRAISING	\$ 954.40	95	CHS	FUNDRAISER FOR FBLA
729	GRIFF'S FEED AND SEED	\$ 101.98	01	MOT	GROUNDS SUPPLIES
733	JENNIFER HARDWICK	\$ 73.77	01	BPS	REIMBURSE FOR SUPPLIES PURCHASED
716	SANDY HUFF	\$ 50.26	01	EMS	REIMBURSE FOR SUPPLIES PURCHASED
725	JEFF HUBER CONSTRUCTION	\$ 5,805.00	01	MOT	REPLACE DOORS ON THEATRE AT DO
721	BOBBY KIRKMAN	\$ 496.38	95	CHS	REIMBURSE FOR SUPPLIES PURCHASED
726	LES SCHWAB	\$ 105.92	01	MOT	TIRE
717	TINA LYONS	\$ 339.31	95	CHS	REIMBURSE FOR SUPPLIES PURCHASED
736	MITEL LEASING	\$ 1,461.84	01	ALL	PHONE SYSTEM LEASE
719	PIERCE HIGH SCHOOL	\$ 150.00	01	CHS	FIELD DAY REGISTRATION
723	PROQUEST	\$ 727.00	01	CHS	LIBRARY MATERIALS
714	RIVERBANK PIZZA	\$ 134.38	01	CHS	PIZZA
727	THREE B'S TOILET RENTALS	\$ 161.25	01	ALL	PORTABLE TOILET RENTAL
RC40	US BANK CALCARD VISA	\$ 26,502.08	01	ALL	SEE ATTACHED
724	YSSRA	\$ 1,633.00	01	SPORTS	SOCCER OFFICIALS
TOTAL ALL FUNDS		\$ 266,099.31			

US BANK CALCARD VISA

Sheryl Parker

11-Jan	ZENNI OPTICAL	\$37.90	GLASSES FOR NEEDY STUDENT
11-Jan	AMAZON MKTPLACE PMTS	\$15.78	DO SUPPLIES
11-Jan	AMAZON MKTPLACE PMTS	\$12.99	DO SUPPLIES
11-Jan	AMAZON MKTPLACE PMTS	\$25.46	DO SUPPLIES
11-Jan	AMAZON MKTPLACE PMTS	\$38.21	DO SUPPLIES
11-Jan	MJB WELDING SUPPLY, INC.	\$2,606.51	CHS AG SHOP SUPPLIES
5-Jan	CLOSE LUMBER - SUTTER	\$1,287.48	MOT MAINTENANCE SUPPLIES
30-Dec	HILLYARD INC SACRAMENTO	\$7,473.92	MOT CLEANING SUPPLIES
30-Dec	ADVANCED DOCUMENT CONC	\$1,601.59	ALL COPIER MAINT. AGREEMENT
30-Dec	SUTTER BUTTERS COMMUNI	\$967.13	EMS RADIOS
24-Dec	USPS.COM CLICK66100611	\$18.11	DO POSTAGE

Leasa Hill

11-Jan	AMAZON MKTPLACE PMTS	\$22.11	CAFET SUPPLIES
6-Jan	C&C SMART FOOD51705655	\$309.21	CAFET SUPPLIES

Rosemary Hicks

8-Jan	RIVERSIDE LANES	\$287.00	BPS FIELD TRIP FOR ASES
7-Jan	RITE AID STORE - 6088	\$14.95	BPS SUPPLIES

Zeba Hone

11-Jan	CSO RESEARCH INC	\$200.00	DO WORKSHOP REGISTRATION
8-Jan	USPS 05172809334414268	\$40.44	DO POSTAGE

Terry Biladeau

23-Dec	WM SUPERCENTER #1903	\$108.45	MOT OFFICE SUPPLIES
--------	----------------------	----------	---------------------

Nick Schantz

7-Jan	THE HOME DEPOT 1019	\$59.06	MOT MAINTENANCE SUPPLIES
23-Dec	THE HOME DEPOT 1019	\$518.15	MOT MAINTENANCE SUPPLIES
30-Dec	LOWES #01933*	\$332.65	MOT MAINTENANCE SUPPLIES

Jody Johnston

11-Jan	QUILL CORPORATION	\$376.23	EMS SUPPLIES
11-Jan	QUILL CORPORATION	\$621.29	EMS SUPPLIES
8-Jan	USPS 05172809334414268	\$17.02	EMS POSTAGE
7-Jan	SUBWAY 00108084	\$23.55	EMS SUPPLIES
31-Dec	DECKER EQUIPMENT	\$1,789.00	EMS WHITEBOARD REPLACEMENT

Darren Brown

11-Jan	TCT*ANDERSON'S	\$304.83	CHS ASB SUPPLIES
11-Jan	QUILL CORPORATION	\$337.31	CHS SUPPLIES
8-Jan	BIO RAD LABORATORIES	\$149.00	CHS SCIENCE SUPPLIES
8-Jan	NBA*SACRAMENTO KINGS	\$4,700.00	BOYS BASKETBALL FUNDRAISER
8-Jan	GLAZIER COACHING CLINICS	\$197.00	SPORTS CLINIC REGISTRATION
8-Jan	EPIC SPORTS, INC.	\$67.48	CHS ASB SUPPLIES
7-Jan	QUILL CORPORATION	\$85.52	CHS SUPPLIES
6-Jan	ALL VOLLEYBALL INC	\$43.30	CHS SUPPLIES
6-Jan	USPS 05172809334414268	\$1,470.00	CHS POSTAGE
23-Dec	AMAZON MKTPLACE PMTS	\$68.45	CHS SUPPLIES

Dwayne Newman

28-Dec	CSUSAC	\$275.00	CAREER FAIR REGISTRATION
--------	--------	----------	--------------------------

TOTAL \$26,502.08

COLUSA UNIFIED SCHOOL DISTRICT		WARRANTS TO BE RELEASED JANUARY 22, 2016			BATCH 26
REF #	VENDOR	AMOUNT	FUND	LOC	DESCRIPTION
759	ACTIVE NETWORK	\$ 149.00	01	EMS	SOFTWARE TRAINING ON TRACKS
746	JENNIFER ALANIZ	\$ 147.87	01	EMS	REIMBURSE FOR SUPPLIES PURCHASED
752	ALHAMBRA WATER	\$ 121.86	01	DO	WATER
758	CVT	\$ 106,461.46	01	ALL	FEBRUARY HEALTH INSURANCE PREMIUMS
750	COLUSA MOTOR SALES	\$ 38.66	01	MOT	AUTO REPAIR/MAINT SUPPLIES
763	COLUSA REGIONAL MEDICAL CENTER	\$ 90.00	01	MOT	BUS DRIVER PHYSICAL
757	COLUSA USD CAFETERIA FUND	\$ 18.50	01	DO	FOOD FOR MEETING
755	BRIAN COPPIN	\$ 155.25	01	DO	REIMBURSE MILEAGE
742	DURHAM HIGH SCHOOL	\$ 250.00	01	SPORTS	SOFTBALL ENTRY FEE
756	LUPE ESPINDOLA	\$ 143.18	01	DO	REIMBURSE MILEAGE
764	GOVERNMENT FINANCIAL STRATEGIES	\$ 8,156.25	25	DEVFEE	CONSULTANTS FEES
753	BARBARA HANKINS	\$ 218.50	01	ALL	REIMBURSE MILEAGE
747	SANDY HUFF	\$ 62.55	01	EMS	REIMBURSE FOR SUPPLIES PURCHASED
744	JEFF SAVAGE PLUMBING	\$ 350.00	01	MOT	PLUMBING SERVICE
751	BOB KIRKMAN	\$ 63.36	01	CHS	REIMBURSE FOR SUPPLIES PURCHASED
760	MERIDIAN DIESEL	\$ 1,059.24	01	MOT	BUS REPAIR
754	JEREMY MILLER	\$ 203.55	01	DO	REIMBURSE MILEAGE
745	TEIA MILLER	\$ 10.81	01	EMS	REIMBURSE FOR SUPPLIES PURCHASED
761	PG&E	\$ 16,794.20	01	ALL	ELECTRIC BILLING
743	PLATT	\$ 240.48	01	MOT	MAINTENANCE SUPPLIES
741	PLEASANT VALLEY HIGH	\$ 125.00	01	SPORTS	ENTRY FEE FOR GOLF
748	LILIA ROBLES	\$ 163.20	01	EMS	REIMBURSE FOR SUPPLIES PURCHASED
749	SPURR	\$ 4,752.81	01	ALL	NATURAL GASS BILLING
740	SUTTER HIGH	\$ 250.00	95	CHS	ENTRY FEE FOR BASEBALL
739	SUTTER HIGH	\$ 450.00	01	SPORTS	ENTRY FEE FOR BASEBALL
762	US BANK EQUIPMENT FINANCE	\$ 4,398.76	01	ALL	COPIER LEASES
RC41	US BANK CALCARD VISA	\$ 40,834.42	01	ALL	SEE ATTACHED
TOTAL ALL FUNDS		\$ 185,708.91			

US BANK CALCARD VISA

Sheryl Parker

18-Jan	CASBO	\$745.00	DO CONFERENCE REGISTRATION
12-Jan	CTS*FRONTIER ONLINEPAY	\$4,170.90	ALL PHONE/DATA LINE MONTHLY BILL

Mike Phenicie

12-Jan	HERITAGE ED FESTIVAL LLC	\$12,150.00	MUSIC FESTIVAL REGISTRATION FEES
8-Jan	J W PEPPER AND SON INC	\$0.08	MUSIC SUPPLIES
8-Jan	J W PEPPER AND SON INC	\$43.89	MUSIC SUPPLIES

Jeremy Miller

13-Jan	IN *GREENFIELD LEARNING	\$13,500.00	BPS SOFTWARE REGISTRATION
--------	-------------------------	-------------	---------------------------

Rosemary Hicks

18-Jan	USPS 05172809334414268	\$3.45	BPS POSTAGE
--------	------------------------	--------	-------------

Zeba Hone

13-Jan	CSUSAC	\$275.00	DO TEACHER RECRUITING FAIR FEE
--------	--------	----------	--------------------------------

Terry Biladeau

14-Jan	OFFICE DEPOT 1135	\$281.81	MOT OFFICE SUPPLIES
--------	-------------------	----------	---------------------

Nick Schantz

11-Jan	THE HOME DEPOT 1019	\$322.33	MOT MAINTENANCE SUPPLIES
24-Dec	DUR RED PRODUCTS	\$3,579.61	MOT SKYLIGHTS FOR CHS

Jody Johnston

18-Jan	SSI*SCHOOL SPECIALTY	\$44.08	EMS SUPPLIES
18-Jan	VIRCO INC.	\$653.81	EMS CHAIRS
15-Jan	MAREDY CANDY COMPANY	\$90.00	EMS ASB SUPPLIES

Darren Brown

18-Jan	MY PERSONALIZED RIBBONS	\$293.18	CHS ASB SUPPLIES
15-Jan	UBERPRINTS INC	\$1,554.30	CHS ASB SUPPLIES
14-Jan	AMAZON MKTPLACE PMTS	\$87.00	CHS SUPPLIES
13-Jan	TCT*ANDERSON'S	\$58.49	CHS ASB SUPPLIES
13-Jan	QUILL CORPORATION	\$156.69	CHS ASB SUPPLIES
11-Jan	QUILL CORPORATION	\$197.79	CHS SUPPLIES
7-Jan	FOLLETT SCHOOL SOLUTIONS	\$2,044.50	CHS LIBRARY BOOKS
11-Jan	AMAZON MKTPLACE PMTS	\$13.61	CHS SUPPLIES
6-Jan	AMAZON MKTPLACE PMTS	\$68.12	CHS SUPPLIES
6-Jan	AMAZON MKTPLACE PMTS	\$29.03	CHS SUPPLIES

Bo Salazar

14-Jan	PAYPAL *NEW MGMT	\$205.20	MOT MAINTENANCE SUPPLIES
8-Jan	THE HOME DEPOT 1019	\$187.02	MOT MAINTENANCE SUPPLIES
8-Jan	STAPLES 00102863	\$79.53	MOT MAINTENANCE SUPPLIES

TOTAL **\$40,834.42**

COLUSA UNIFIED SCHOOL DISTRICT		WARRANTS TO BE RELEASED JANUARY 29, 2016			BATCH 27
REF #	VENDOR	AMOUNT	FUND	LOC	DESCRIPTION
766	AG SEEDS UNLIMITED	\$ 390.00	01	MOT	GROUPS SUPPLIES
771	ARCHITECTURAL NEXUS	\$ 34,305.01	21	BOND	ARCHITECTS FEES
778	CHRISTINA BAILEY	\$ 36.17	01	BPS	REIMBURSE FOR SUPPLIES PURCHASED
770	CUSD CAFETERIA FUND	\$ 28.50	01	DO	SNACKS FOR DELAC MEETING
42	CUSD EMER FD-USBANK CALCARD VISA	\$ 4,347.98	01	ALL	SEE ATTACHED
775	DUERR EVAL RESOURCES	\$ 100.00	01	DO	HEALTHY KIDS SURVEY
780	ELITE CUSTOM APPAREL	\$ 776.10	01	CHS	STUDENT STORE SOCKS
772	ROBERTA JAMES	\$ 135.13	01	HMS	REIMBURSE MILEAGE
776	ERIN KALFSBEEK	\$ 182.70	01	CHS	REIMBURSE FOR SUPPLIES PURCHASED
781	ERIKA LEMENAGER	\$ 73.71	01	EMS	REIMBURSE FOR SUPPLIES PURCHASED
779	ASHLEY MARTINEZ	\$ 12.69	01	BPS	REIMBURSE FOR SUPPLIES PURCHASED
769	MATHCON	\$ 140.00	01	CHS	SUPPLIES
768	MERIDIAN DIESEL	\$ 392.00	01	MOT	BUS SERVICE
773	TODD PETERS	\$ 5,200.00	01	CHS	LAMBS FOR FFA
767	PLATT	\$ 269.51	01	MOT	MAINTENANCE SUPPLIES
774	RIVERBANK PIZZA	\$ 2,270.94	01	CHS	PIZZAS FOR FOOTBALL CONCESSION
777	STANDARD INSURANCE	\$ 1,761.82	01	ALL	INCOME PROTECTION PREMIUMS
765	HEATHER THOMAS	\$ 156.10	01	CHS	REIMBURSE FOR SUPPLIES PURCHASED
TOTAL ALL FUNDS		\$ 50,578.36			

CUSD EMERGENCY FUND - US BANK CALCARD VISA - CK5169

22-Jan	ZENNI OPTICAL	\$37.90	GLASSES FOR NEEDY STUDENT
21-Jan	SCHOOL HEALTH CORP	\$1,592.58	BATTERIES FOR ALL AED'S

Jeremy Miller

19-Jan	DMI* DELL HIGHER EDUC	\$56.16	TECH SUPPLIES
19-Jan	DMI* DELL HIGHER EDUC	\$420.80	TECH SUPPLIES

Rosemary Hicks

21-Jan	RPSI ENTERPRISES INC	\$453.08	BPS SUPPLIES
20-Jan	DS SERVICES STANDARD COFF	\$24.10	BPS WATER
20-Jan	NWF*NATIONAL WILDLIFE	\$33.95	BPS MAGAZINE SUBSCRIPTION
11-Jan	DEEP DISCOUNT	\$26.10	BPS ASES SUPPLIES

Jody Johnston

13-Jan	SSI*PREMIER HAM&STEPH	\$106.09	EMS AGENDAS
--------	-----------------------	----------	-------------

Darren Brown

21-Jan	RITE AID STORE - 6088	\$87.30	CHS SUPPLIES
21-Jan	USPS 05172809334414268	\$153.45	CHS POSTAGE
18-Jan	ATHLETIC.NET	\$65.00	CHS ATHLETIC WORKSHOP REG.
14-Jan	EVERBIND	\$653.18	CHS BOOKS
14-Jan	CUSTOMINK LLC	\$583.94	CHS ASB SHIRTS

Bo Salazar

20-Jan	DECKER EQUIPMENT	\$54.35	MOT MAINTENANCE SUPPLIES
--------	------------------	---------	--------------------------

TOTAL **\$4,347.98**

COLUSA UNIFIED SCHOOL DISTRICT		WARRANTS TO BE RELEASED FEBRUARY 5, 2016			BATCH 28
REF #	VENDOR	AMOUNT	FUND	LOC	DESCRIPTION
795	MARK ABBAY	\$ 99.42	01	EMS	REIMBURSE FOR SUPPLIES PURCHASED
794	AMERICAN FIDELITY ASSURANCE	\$ 351.83	01	ALL	DISABILITY PREMIUMS
788	BAXTER AUTO PARTS	\$ 251.07	01	MOT	VEHICLE MAINTENANCE SUPPLIES
796	CA ASCD	\$ 1,580.00	01	EMS	WORKSHOP REGISTRATIONS
786	CHALLENGE DAY	\$ 277.62	01	CHS	EXPENSES RELATED TO CHALLENGE DAY
799	CITY OF COLUSA	\$ 6,201.05	01	ALL	WATER, SEWER BILLING
787	CUSD CAFETERIA FUND	\$ 82.50	01	HS	CAFETERIA WORKER FOR WINTERFEST
RC43	CUSD EMER FD-LUZ GARCIA	\$ 9.90	13	CAFET	REFUND STUDENT BALANCE
RC43	CUSD EMER FD-AMANDA THOMAS	\$ 180.42	01	CHS	REIMBURSE FOR SUPPLIES PURCHASED
RC43	CUSD EMER FD-NICK HEIDRICK	\$ 38.67	95	CHS	REIMBURSE FOR SUPPLIES PURCHASED
RC43	CUSD EMER FD-CMEA	\$ 189.00	01	CHS	MUSIC ENTRY FEE
RC43	CUSD EMER FD-YASMINE AVILA	\$ 17.71	01	CHS	REIMBURSE FOR SUPPLIES PURCHASED
RC43	CUSD EMER FD-KENDALL MCCARTY	\$ 42.11	01	CHS	REIMBURSE FOR SUPPLIES PURCHASED
RC43	CUSD EMER FD-CA FBLA	\$ 1,040.00	95	CHS	FBLA WORKSHOP REGISTRATION
RC43	CUSD EMER FD-DO PETTY CASH-S.PARKER	\$ 132.12	01	DO	POSTAGE AND SUPPLIES
RC43	CUSD EMER FD-CMEA	\$ 1,024.00	01	CHS	MUSIC ENTRY FEE
RC43	CUSD EMER FD-YUBA COLLEGE	\$ 240.00	01	MOT	BUS DRIVER TRAINING REGISTRATIONS
RC43	CUSD EMER FD-HANNA SCHNEIDER	\$ 9.87	95	CHS	REIMBURSE FOR SUPPLIES PURCHASED
RC43	CUSD EMER FD-CSNA	\$ 55.00	13	CAFET	MEMBERSHIP DUES
RC43	CUSD EMER FD-KIM STOCKS	\$ 186.47	95	CHS	REIMBURSE FOR SUPPLIES PURCHASED
782	ELITE SOUND	\$ 100.00	95	CHS	DJ DEPOSIT FOR SADIE HAWKINS DANCE
783	EWING	\$ 109.39	01	MOT	MAINTENANCE SUPPLIES
789	HERFF JONES	\$ 128.42	01	CHS	DIPLOMAS
791	ANDY HERZOG	\$ 275.00	95	CHS	RENTAL OF PHOTO BOOTH
804	HIGHWAY 20 SIGNWORKS	\$ 129.00	01	MOT	SIGNS PRINTED
797	LEASA HILL	\$ 225.72	13	CAFET	REIMBURSE MILEAGE
802	KELLEHER PAINT	\$ 101.16	01	MOT	MAINTENANCE SUPPLIES
800	LARA KELLEHER	\$ 80.52	01	EMS	REIMBURSE FOR SUPPLIES PURCHASED
790	BOBBY KIRKMAN	\$ 230.34	95	CHS	REIMBURSE FOR SUPPLIES PURCHASED
792	BOB KIRKMAN	\$ 89.80	01	CHS	REIMBURSE FOR SUPPLIES PURCHASED
805	ERIC LAY	\$ 133.82	01	MOT	REIMBURSE FOR SUPPLIES PURCHASED
803	MERIDIAN DIESEL	\$ 668.82	01	MOT	BUS REPAIR
785	PLATT	\$ 2,517.18	01	MOT	MAINTENANCE SUPPLIES
801	READING OIL	\$ 675.48	01	MOT	FUEL FOR VEHICLES
798	RECOLOGY	\$ 3,108.56	01	ALL	TRASH SERVICE
RC44	US BANK CALCARD VISA	\$ 17,743.80	01	ALL	SEE ATTACHED
784	VOLTAGE SPECIALISTS	\$ 300.00	01	MOT	ELECTRIC REPAIR
TOTAL ALL FUNDS		\$ 50,578.36			

US BANK CALCARD VISA

29-Jan	IN *CLIMATE CONTROL, INC.	\$545.75	MOT HVAC REPAIR
29-Jan	IN *CLIMATE CONTROL, INC.	\$7,556.00	MOT CAFETERIA FREEZER PAD/ASSEMBLE
29-Jan	IN *CLIMATE CONTROL, INC.	\$784.67	MOT HVAC REPAIR
29-Jan	IN *CLIMATE CONTROL, INC.	\$379.41	MOT HVAC REPAIR
29-Jan	IN *CLIMATE CONTROL, INC.	\$3,755.58	MOT HVAC REPAIR
29-Jan	ADVANCED DOCUMENT CONC	\$1,164.24	MOT HVAC REPAIR
29-Jan	SUTTER BUTTERS COMMUNI	\$192.63	EMS ASES RADIOS
28-Jan	CLOSE LUMBER - SUTTER	\$173.61	MOT MAINTENANCE SUPPLIES
28-Jan	NASN	\$57.75	NURSE MEMBERSHIP FEE
26-Jan	VZWRLSS*MY VZ VB P	\$931.95	ALL CELL PHONES
26-Jan	USPS.COM CLICK66100611	\$22.95	DO POSTAGE
25-Jan	AMAZON.COM	\$39.15	DO SUPPLIES

Mike Phenicie

29-Jan	C&C SMART FOOD51705721	\$62.56	MUSIC SUPPLIES
--------	------------------------	---------	----------------

Leasa Hill

26-Jan	WAL-MART #2053	\$80.34	CAFETERIA FOOD/SUPPLIES
26-Jan	C&C SMART FOOD51705721	\$744.23	CAFETERIA FOOD/SUPPLIES

Jeremy Miller

27-Jan	AMAZON MKTPLACE PMTS	\$40.18	TECH SUPPLIES
--------	----------------------	---------	---------------

Zeba Hone

29-Jan	IXL	\$249.00	HMS SOFTWARE LICENSE
26-Jan	LEARNING THINGS	\$175.83	HMS MATERIALS

Darren Brown

28-Jan	TCT*ANDERSON'S	\$72.97	CHS ASB SUPPLIES
27-Jan	QUILL CORPORATION	\$115.59	CHS SUPPLIES
27-Jan	QUILL CORPORATION	\$211.76	CHS SUPPLIES

Dwayne Newman

29-Jan	ORIENTAL TRADING CO	\$26.49	DO SUPPLIES
--------	---------------------	---------	-------------

Bo Salazar

29-Jan	PAYPAL *NEW MGMT	\$252.50	MOT MAINTENANCE SUPPLIES
25-Jan	PACE SUPPLY CORP 8	\$55.98	MOT MAINTENANCE SUPPLIES
25-Jan	LOWES #01933*	\$52.68	MOT MAINTENANCE SUPPLIES

TOTAL \$17,743.80

COLUSA UNIFIED SCHOOL DISTRICT

745 Tenth Street
Colusa, CA 95932

UNOFFICIAL MINUTES
Board of Trustees Board Meeting

January 12, 2016

CALL TO ORDER	<p>The meeting was called to order at 6:00 p.m. in the District Office Board Room by Board President Kelli Griffith-Garcia, who established a quorum was present. Attending were Charles Yerxa, Terry Bressler, and Kathie Whitesell. Also in attendance was Superintendent Dwayne Newman, staff and community members.</p>
PLEDGE OF ALLEGIANCE	<p>Ann Kalisuch led the Pledge of Allegiance.</p>
STUDENT REPORT	<p>Ann Kalisuch reported on upcoming CHS events.</p>
HEARING OF THE PUBLIC FOR ITEMS ON THE AGENDA	<p>No information was presented.</p>
HEARING OF THE PUBLIC FOR ITEMS NOT ON THE AGENDA	<p>Barbara Hankins urged the board to continue the school nurse position upon her retirement.</p> <p>A CUSD parent expressed her concern regarding the process that was used to implement the new safety procedures at Burchfield Primary School. She is in support of the process, but feels as though some of the reasons behind the decision should have been more clearly relayed to parents. She thought the information that was provided was too vague.</p>
RECOGNITIONS & CELEBRATIONS	<p>Jody Johnston recognized Jeremy Miller, Brian Coppin and Teia Miller for their efforts with technology at the EMS campus.</p>
PRESIDENT’S REPORT	<p>The board established their committees as follows: CRAF – Charles Yerxa FOM – Lincoln Forry & Terry Bressler FOA – Kathie Whitesell & Kelli Griffith-Garcia SELPA – Kathie Whitesell & Terry Bressler Grounds – Lincoln Forry</p> <p>Kelli Griffith-Garcia asked that the issue of site visits be brought back to the February board meeting.</p>
SUPERINTENDENT’S REPORT IMPROVING ACHIEVEMENT	<ul style="list-style-type: none">• LCAP Update – Mr. Newman presented a five year strategic plan for CUSD. The district will continue to focus on closing the achievement gap.• Discussion of CSBA Trainings – Mr. Newman encouraged the board to attend the trainings and workshops made available to them from CSBA.
SUPERINTENDENT’S REPORT MANAGEMENT	<ul style="list-style-type: none">• Bond Projects Update – Mr. Newman reported that the bond projects are progressing well. Lori Raineri of Government Financial Strategies presented information regarding a possible 2016 bond measure.

- BPS Safety Procedure Update – Mr. Newman presented information on the new BPS Safety measures. He expressed a desire to be proactive versus reactive and emphasized that the district will continue practicing for emergency situations.
- Computer Network Update – The leadership team has been discussing the switching of our student information system; however, with the various projects taking place throughout the district, the team has decided to postpone the implementation of a new system for one year.

SUPERINTENDENT'S REPORT
BUDGET

Enrollment – Mr. Newman stated that enrollment numbers are stable and ADA is actually up from last year.

PRINCIPAL'S REPORT

Jody Johnston reported on the use of technology at EMS. She stated that the computer labs have been transformed into an even greater educational space due to Teia Miller's forward thinking vision. All EMS students have allocated times working with technology both in the labs and in the classrooms.

CSEA REPORT

Rosemary Hicks reported that CSEA's negotiating team will be meeting to go over job descriptions and hoping to come to an agreement at their next meeting.

CEA REPORT

Pam Giuliano reported that CEA is appreciative of retirement incentive that was offered and is pleased to hear about the upcoming budget.

**INFORMATION/DISCUSSION/
POSSIBLE ACTION ITEMS**

ACTION ITEM #1516115

Motion was made by Terry Bressler, seconded by Kathie Whitesell to appoint Ramon Silva as CUSD's SELPA Advisory Committee Member.

Whitesell – Aye
Yerxa – Aye
Griffith-Garcia – Aye
Bressler – Aye
Forry – Absent

Vote: (4 Ayes, 1 Absent)

ACTION ITEM #1516116

Motion was made by Terry Bressler, seconded by Charles Yerxa to approve Resolution #2015-16.04 – Signatures of the Board.

Whitesell – Aye
Yerxa – Aye
Griffith-Garcia – Aye
Bressler – Aye
Forry – Absent

Vote: (4 Ayes, 1 Absent)

Board of Trustees Meeting
January 12, 2016

NO ACTION TAKEN

Discussion regarding security cameras occurred. The board asked Mr. Newman to look at what policies are currently in place as it relates to the security cameras on our buses and bring the item back for a future board meeting.

ACTION ITEM #1516117

Motion was made by Kathie Whitesell, seconded by Charles Yerxa to approve the Architectural Engineering Services Contract for the CHS Ag Barn.

Whitesell – Aye
Yerxa – Aye
Griffith-Garcia – Aye
Bressler – Aye
Forry – Absent

Vote: (4 Ayes, 1 Absent)

ACTION ITEM #1516118

Motion was made by Terry Bressler, seconded Charles Yerxa to approve the Architectural Engineering Services Contract for the CHS Restroom & HVAC.

Whitesell – Aye
Yerxa – Aye
Griffith-Garcia – Aye
Bressler – Aye
Forry – Absent

Vote: (4 Ayes, 1 Absent)

NO ACTION TAKEN

Discussion regarding the CTE Grant occurred. Mr. Newman stated that CUSD will receive approximately \$480,000 over the course of 3 years. The grant does not require board approval.

ACTION ITEM #1516119

Motion was made by Terry Bressler, seconded by Charles Yerxa to approve the Warrants: Batch #22-24.

Whitesell – Abstain
Yerxa – Aye
Griffith-Garcia – Aye
Bressler – Aye
Forry – Absent

Vote: (3 Ayes, 1 Abstain, 1 Absent)

ACTION ITEM #1516120

Motion was made by Charles Yerxa, seconded by Kathie Whitesell to approve the following consent agenda items:

- a. December 8, 2015 Board Meeting Minutes
- b. Williams Uniform Complaint Procedure
- c. General Fund 01 Budget Revision
- d. Cafeteria Fund 13 Budget Revision
- e. Contract with James Marta & Company for Bond Audit

Board of Trustees Meeting
January 12, 2016

- f. Revised CEA Tentative Agreement
- g. Personnel Assignment Order #2015-2016 #7
- h. December Payroll
- i. ASB Financial Statement
- j. 2014-15 School Accountability Report Card for Burchfield Primary School
- k. 2014-15 School Accountability Report Card for Egling Middle School
- l. 2014-15 School Accountability Report Card for Colusa High School
- m. 2014-15 School Accountability Report Card for Colusa Alternative High School
- n. 2014-15 School Accountability Report Card for Colusa Alternative Home School

Whitesell – Aye

Yerxa – Aye

Griffith-Garcia – Aye

Bressler – Aye

Forry – Absent

Vote: (4 Ayes, 1 Absent)

HEARING OF THE PUBLIC FOR
MATTER ON CLOSED SESSION
AGENDA

None.

The Board adjourned to Closed Session at 7:45 PM to consider and/or take action upon any of the following items:

1. Student Matters:

- a. Out of School Suspensions
- b. Inter-District Transfers

2. Personnel Matters:

- a. Public Employment
 - 1. 2015-2016 New Hires
 - 2. Probationary Teacher Review
- b. Public Employee Discipline/ Dismissal/Release/Resignations
 - 1. Resignations

3. Negotiations

Instructions to District Negotiators *(Executive Session of School Board and its designated representatives for the purpose of discussing its position regarding matters within the scope of representation and instructing its designated representatives).*

The Board reconvened from Closed Session at 8:45 PM. Board President, Kelli Griffith-Garcia reported out that the Board reviewed the Out of School Suspensions and Inter-District Transfers.

ADJOURNMENT

The meeting adjourned at 8:50 PM

Respectfully submitted by Zeba Hone,

Board of Trustees Meeting
January 12, 2016

Executive Administrative Assistant

APPROVED BY:

COLUSA UNIFIED SCHOOL DISTRICT

745 Tenth Street
Colusa, CA 95932

UNOFFICIAL MINUTES
Board of Trustees Special Board Meeting

January 29, 2016

CALL TO ORDER

The meeting was called to order at 3:45 p.m. in the District Office Board Room by Board President Kelli Griffith-Garcia, who established a quorum was present. Attending were Terry Bressler, Lincoln Forry and Kathie Whitesell. Also in attendance was Superintendent Dwayne Newman.

HEARING OF THE PUBLIC FOR
ITEMS ON THE AGENDA

No members of the public were present.

HEARING OF THE PUBLIC FOR
ITEMS NOT ON THE AGENDA

No members of the public were present.

**INFORMATION/DISCUSSION/
POSSIBLE ACTION ITEMS**
ACTION ITEM #1516121

Motion was made by Terry Bressler, seconded by Kathie Whitesell to approve the purchase of a 2-wheel drive long bed truck not to exceed the purchase price of \$29,473.

Whitesell – Aye
Yerxa – Absent
Griffith-Garcia – Aye
Bressler – Aye
Forry – Aye

Vote: (4 Ayes, 1 Absent)

ADJOURNMENT

The meeting adjourned at 4:07 PM

Respectfully submitted by Dwayne Newman,
Superintendent

APPROVED BY:

NEGOTIATED AGREEMENT BY AND BETWEEN CALIFORNIA SCHOOL EMPLOYEE'S ASSOCIATION COLUSA RIVERBENDERS CHAPTER NO. 574 AND THE COLUSA UNIFIED SCHOOL DISTRICT

The Colusa Unified School District (CUSD) and California School Employee's Association Colusa Riverbenders Chapter No. 574 (CSEA) have tentatively agreed to settle collective bargaining issues for the 2015 – 2016 school year per the following:

Item 1.

Article VII- Hours and Overtime

7.4a: All bargaining unit employees working six (6) hours or more shall be granted two (2) rest periods which, insofar as practical, shall be a maximum of fifteen (15) minutes each day. Employees working less than six (6) hours per day shall be granted one (1) rest period of fifteen (15) minutes each day. Employees must work 3.5 hours before they are eligible for one fifteen (15) minute break.

Item 2.

Article VIII – Pay and Allowances

Salary schedules will be improved by 3.5% retroactive to 1 January 2016.

(See Appendix A – Classified Staff Salary Schedule.)

Also, Administrative Assistants will move from Class VII to Class VIII retroactive to 1 January 2016.

Item 3.

Updated Administrative Assistant job description (see attached) retroactive to January 1, 2016.

New Administrative Assistant job description.

This tentative agreement is approved by the parties bargaining representatives and is subject to ratification by the bargaining unit members and the CUSD Board of Trustees.

COLUSA UNIFIED SCHOOL DISTRICT

Dated: 27 / January / 2016

By: Dwayne K Newman

Dwayne Newman, Superintendent

**CALIFORNIA SCHOOL EMPLOYEE'S ASSOCIATION
COLUSA RIVERBENDERS CHAPTER NO. 574**

Dated: 1 / 27 / 2016

By: Gay Seaver
Gay Seaver
Association Co-President

By: Rosemary Hicks
Rosemary Hicks
Association Co-President

Unit Membership Approval Date: _____ / _____ / 2016

Board of Trustee Approval Date: _____ / _____ / 2016

1/27/16
forie mens
1/27/16

COLUSA UNIFIED SCHOOL DISTRICT

745 10th Street
Colusa, CA 95932
(530) 458-7791

3.5% Added effective 1/1/16 , Presented for Adoption 2/9/16

15-16 CLASSIFIED SALARY SCHEDULE

	STEPS					LONGEVITY STEPS				
YEAR	1	2	3	4	5	11	14	17	20	23
CLASS	A	B	C	D	E	F	G	H	I	J
YD	10.00	10.11	10.62	11.15	11.70	12.29	12.90	13.55	14.23	14.94
I	11.92	12.52	13.15	13.80	14.49	15.22	15.98	16.78	17.62	18.50
II	12.52	13.15	13.80	14.49	15.22	15.98	16.78	17.62	18.50	19.42
III	13.15	13.80	14.49	15.22	15.98	16.78	17.62	18.50	19.42	20.39
IV	13.80	14.49	15.22	15.98	16.78	17.62	18.50	19.42	20.39	21.41
V	14.49	15.22	15.98	16.78	17.62	18.50	19.42	20.39	21.41	22.48
VI	15.22	15.98	16.78	17.62	18.50	19.42	20.39	21.41	22.48	23.61
VII	15.98	16.78	17.62	18.50	19.42	20.39	21.41	22.48	23.61	24.79
VIII	16.78	17.62	18.50	19.42	20.39	21.41	22.48	23.61	24.79	26.03
IX	17.62	18.50	19.42	20.39	21.41	22.48	23.61	24.79	26.03	27.33

Longevity Steps:

Advancement following the completion of years of service, effective July 1st.

Step F Upon Completion of 10 years , commencing with year 11

Step G Upon Completion of 13 years, commencing with year 14

Step H Upon completion of 16 years , commencing with year 17

Step I Upon Completion of 19 years, commencing with year 20

Step J Upon Completion of 22 years, commencing with year 23

Annual Salary for 12 month employees 261.25 days

Health Insurance Monthly Cap \$ 850.96

Class YD Yard Duty

Class I Cafeteria Assistant I, ParaEducator

Class II Cafeteria Assistant II

Class III Bilingual ParaEducator, Library Clerk

Class IV Attendance Clerk/Office Assistant

Class V Custodian, Bilingual Liaison, Career Center Technician, Cafeteria Cook

Class VI Bus Driver

Class VII Utility Worker/Bus Driver, Head Custodian

Class VIII Maintenance Technician/Bus Driver, Administrative Assistant,
Transportation/Utility Worker/Bus Driver

Class IX Account Data Clerk, Computer Technician

Colusa Unified School District **Job Description**

TITLE: Administrative Assistant

CLASS: VIII

Basic Function:

Under the direction of the Site Administrator performs highly skilled and varied tasks; responsible for the daily operation and administrative work of a school site. Depending on the site assignment within Colusa Unified School District, duties may vary at each site, which may include, but not be limited to, the following duties.

Representative Duties:

- Highly skilled administrative assistant; uses critical thinking skills in managing a school site
- Supports immediate administrator using proper office etiquette and protocols
- Directs the work of other office staff
- Correct and accurate use of English grammar, spelling and punctuation
- Provides high levels of customer service
- Acts as the site coordinator for all safety related activities
- Uses all manner of software, including, but not limited to, word processing, spreadsheets, databases, and desktop publishing
- Provides basic first aid
- Manages and administers student medications, including, but not limited to, inhalers, breathing treatments, Epi-pens, AEDs and prescription medication
- Prepares registration, language assessments, and assists with new student orientation; prepares transfer forms
- Oversees attendance records and independent study records
- Receives grades, prints and mails report cards and progress reports; maintain transcripts
- Hires substitute employees; maintains and updates the substitute database (AESOP)
- Maintains daily time records for all personnel for payroll
- Provides district reports
- Print and distributes site budget (QSS)
- Completes MAA reports
- Responsible for worker's compensation referrals (School Nurse)
- Professionally greets and directs phone calls and visitors
- Maintains confidential student records
- Responsible for site's Visa credit card; order, inventory and deliver supplies; track expenditures
- Receives, records and deposits money from fundraisers, field trips, student stores, banking institutions, etc. (TRACKS)

EDUCATION, EXPERIENCE AND CERTIFICATES:

High school diploma or equivalent; two years of general clerical experience preferred
Possess a valid California Driver's license

Upon hire at Districts expense:

First aide certification (within three months of hire and maintained thereafter)

WORKING CONDITIONS:

Attire:

Business casual attire is required

Environment:

The nature of the position requires the employee to frequently work in a fast paced, multi-tasking environment. The employee may be expected to perform repetitive tasks for long periods.

Class: VII

CSEA ratification date:

CUSD ratification date:

Summary of Agreement with the Certificated, Classified and Unrepresented Bargaining Units

**Public Disclosure of Collective Bargaining Agreement
Colusa Unified School District**

To be acted upon by the Governing Board at its meeting on February 9, 2016

TO THE GOVERNING BOARD AND THE COUNTY SUPERINTENDENT OF SCHOOLS: In compliance with the Public Disclosure requirements of AB1200 as well as the Salary Settlement Notification requirements of SB1677 when Teacher's Salary/Benefits Negotiations are finalized after the final budget is adopted.

Section 1: STATUS OF BARGAINING UNIT AGREEMENTS FOR 2015-16

The current status (whether settled or pending settlement) of the employee units:

Certificated	Settled
Classified	Tentative Agreement
Unrepresented	Settled

Section 2: PERIOD OF AGREEMENT

The proposed agreement covers the period ending June 30, 2016. A one year agreement for 2015-16.

Section 3: PERCENTAGE INCREASE IN SALARIES IN PROPOSED

AGREEMENT: The proposed agreement includes the following costs in salaries and Statutory Benefits (UI, WC, FICA, PERS)

3.5% increase effective January 1, 2016 for the following: (attached):
Classified Salary Schedule

Administrative Assistant Classification is being moved from Class VII to Class
VIII

**Section 4: IMPACT OF PROPOSED AGREEMENT ON THE GENERAL FUND
BUDGET IN CURRENT YEAR** (Reflects total of both Restricted and Unrestricted
Amounts)

\$44,400

Section 5: IMPACT OF PROPOSED AGREEMENT IN FUTURE FISCAL YEARS:

The following assumptions were used to determine that resources will be available to fund these obligations in future fiscal years:

See Attached Multiple Year Projection Summary. The costs of this proposal have been included in the current year and the future years.

Section 6: COMPARISON OF PROPOSED AGREEMENT TO CHANGE IN

DISTRICT BASE FUNDING: The District's proposed increase in funding for the Local Control Funding Formula is approximately 13.45% over the prior year.

CERTIFICATION

The information provided in this document summarizes the financial implications of the proposed agreement in accordance with the requirement of AB1200 and GC 3547.5.

Signed _____ Date _____

Dwayne Newman, Superintendent

Signed _____ Date _____

Sheryl Parker, Chief Business Official

After public disclosure of the major provisions contained in this Summary, the Governing Board, at its meeting on February 9, 2016 took action to approve the proposed Agreement with the Certificated, Classified and Unrepresented Bargaining Units.

Signed _____ Date _____

President, Board of Trustees

NOTICE OF CRITERIA AND STANDARDS REVIEW. This interim report was based upon and reviewed using the state-adopted Criteria and Standards. (Pursuant to Education Code (EC) sections 33129 and 42130)

Signed: _____

District Superintendent or Designee

Date: _____

NOTICE OF INTERIM REVIEW. All action shall be taken on this report during a regular or authorized special meeting of the governing board.

To the County Superintendent of Schools:

This interim report and certification of financial condition are hereby filed by the governing board of the school district. (Pursuant to EC Section 42131)

Meeting Date: February 09, 2016

Signed: _____

President of the Governing Board

CERTIFICATION OF FINANCIAL CONDITION

☒ **POSITIVE CERTIFICATION**

As President of the Governing Board of this school district, I certify that based upon current projections this district will meet its financial obligations for the current fiscal year and subsequent two fiscal years.

☐ **QUALIFIED CERTIFICATION**

As President of the Governing Board of this school district, I certify that based upon current projections this district may not meet its financial obligations for the current fiscal year or two subsequent fiscal years.

☐ **NEGATIVE CERTIFICATION**

As President of the Governing Board of this school district, I certify that based upon current projections this district will be unable to meet its financial obligations for the remainder of the current fiscal year or for the subsequent fiscal year.

Contact person for additional information on the interim report:

Name: Sheryl Parker

Telephone: 530-458-7791 x14119

Title: Chief Business Official

E-mail: sparker@colusa.k12.ca.us

Criteria and Standards Review Summary

The following summary is automatically completed based on data provided in the Criteria and Standards Review form (Form 01CSI). Criteria and standards that are "Not Met," and supplemental information and additional fiscal indicators that are "Yes," may indicate areas of potential concern, which could affect the interim report certification, and should be carefully reviewed.

CRITERIA AND STANDARDS			Met	Not Met
1	Average Daily Attendance	Funded ADA for any of the current or two subsequent fiscal years has not changed by more than two percent since first interim.	X	

CRITERIA AND STANDARDS (continued)			Met	Not Met
2	Enrollment	Projected enrollment for any of the current or two subsequent fiscal years has not changed by more than two percent since first interim.	X	
3	ADA to Enrollment	Projected second period (P-2) ADA to enrollment ratio for the current and two subsequent fiscal years is consistent with historical ratios.	X	
4	Local Control Funding Formula (LCFF)	Projected LCFF for any of the current or two subsequent fiscal years has not changed by more than two percent since first interim.	X	
5	Salaries and Benefits	Projected ratio of total unrestricted salaries and benefits to total unrestricted general fund expenditures has not changed by more than the standard for the current and two subsequent fiscal years.		X
6a	Other Revenues	Projected operating revenues (federal, other state, other local) for the current and two subsequent fiscal years have not changed by more than five percent since first interim.		X
6b	Other Expenditures	Projected operating expenditures (books and supplies, services and other expenditures) for the current and two subsequent fiscal years have not changed by more than five percent since first interim.		X
7	Ongoing and Major Maintenance Account	If applicable, changes occurring since first interim meet the required contribution to the ongoing and major maintenance account (i.e., restricted maintenance account).		X
8	Deficit Spending	Unrestricted deficit spending, if any, has not exceeded the standard in any of the current or two subsequent fiscal years.	X	
9a	Fund Balance	Projected general fund balance will be positive at the end of the current and two subsequent fiscal years.	X	
9b	Cash Balance	Projected general fund cash balance will be positive at the end of the current fiscal year.	X	
10	Reserves	Available reserves (e.g., reserve for economic uncertainties, unassigned/unappropriated amounts) meet minimum requirements for the current and two subsequent fiscal years.	X	

SUPPLEMENTAL INFORMATION			No	Yes
S1	Contingent Liabilities	Have any known or contingent liabilities (e.g., financial or program audits, litigation, state compliance reviews) occurred since first interim that may impact the budget?	X	
S2	Using One-time Revenues to Fund Ongoing Expenditures	Are there ongoing general fund expenditures funded with one-time revenues that have changed since first interim by more than five percent?	X	
S3	Temporary Interfund Borrowings	Are there projected temporary borrowings between funds?	X	
S4	Contingent Revenues	Are any projected revenues for any of the current or two subsequent fiscal years contingent on reauthorization by the local government, special legislation, or other definitive act (e.g., parcel taxes, forest reserves)?	X	
S5	Contributions	Have contributions from unrestricted to restricted resources, or transfers to or from the general fund to cover operating deficits, changed since first interim by more than \$20,000 and more than 5% for any of the current or two subsequent fiscal years?		X

SUPPLEMENTAL INFORMATION (continued)			No	Yes
S6	Long-term Commitments	Does the district have long-term (multiyear) commitments or debt agreements?		X
		• If yes, have annual payments for the current or two subsequent fiscal years increased over prior year's (2014-15) annual payment?	X	
		• If yes, will funding sources used to pay long-term commitments decrease or expire prior to the end of the commitment period, or are they one-time sources?	X	
S7a	Postemployment Benefits Other than Pensions	Does the district provide postemployment benefits other than pensions (OPEB)?		X
		• If yes, have there been changes since first interim in OPEB liabilities?		X
S7b	Other Self-insurance Benefits	Does the district operate any self-insurance programs (e.g., workers' compensation)?	X	
		• If yes, have there been changes since first interim in self-insurance liabilities?	n/a	
S8	Status of Labor Agreements	As of second interim projections, are salary and benefit negotiations still unsettled for:		
		• Certificated? (Section S8A, Line 1b)	X	
		• Classified? (Section S8B, Line 1b)		X
S8	Labor Agreement Budget Revisions	• Management/supervisor/confidential? (Section S8C, Line 1b)	X	
		For negotiations settled since first interim, per Government Code Section 3547.5(c), are budget revisions still needed to meet the costs of the collective bargaining agreement(s) for:		
		• Certificated? (Section S8A, Line 3)	X	
S8	Labor Agreement Budget Revisions	• Classified? (Section S8B, Line 3)	n/a	
S9	Status of Other Funds	Are any funds other than the general fund projected to have a negative fund balance at the end of the current fiscal year?	X	

ADDITIONAL FISCAL INDICATORS			No	Yes
A1	Negative Cash Flow	Do cash flow projections show that the district will end the current fiscal year with a negative cash balance in the general fund?	X	
A2	Independent Position Control	Is personnel position control independent from the payroll system?		X
A3	Declining Enrollment	Is enrollment decreasing in both the prior and current fiscal years?	X	
A4	New Charter Schools Impacting District Enrollment	Are any new charter schools operating in district boundaries that are impacting the district's enrollment, either in the prior or current fiscal year?	X	
A5	Salary Increases Exceed COLA	Has the district entered into a bargaining agreement where any of the current or subsequent fiscal years of the agreement would result in salary increases that are expected to exceed the projected state funded cost-of-living adjustment?	X	
A6	Uncapped Health Benefits	Does the district provide uncapped (100% employer paid) health benefits for current or retired employees?	X	
A7	Independent Financial System	Is the district's financial system independent from the county office system?	X	
A8	Fiscal Distress Reports	Does the district have any reports that indicate fiscal distress? If yes, provide copies to the COE, pursuant to EC 42127.6(a).	X	
A9	Change of CBO or Superintendent	Have there been personnel changes in the superintendent or chief business official (CBO) positions within the last 12 months?	X	

2015-16 Second Interim
General Fund
Unrestricted (Resources 0000-1999)
Revenues, Expenditures, and Changes in Fund Balance

Description	Resource Codes	Object Codes	Original Budget (A)	Board Approved Operating Budget (B)	Actuals To Date (C)	Projected Year Totals (D)	Difference (Col B & D) (E)	% Diff (E/B) (F)
A. REVENUES								
1) LCFF Sources		8010-8099	12,067,107.00	12,337,120.00	6,990,551.32	12,337,120.00	0.00	0.0%
2) Federal Revenue		8100-8299	10,000.00	24,138.00	15,082.00	24,138.00	0.00	0.0%
3) Other State Revenue		8300-8599	1,043,120.00	967,879.00	743,971.76	967,879.00	0.00	0.0%
4) Other Local Revenue		8600-8799	199,050.00	267,175.00	75,762.21	267,175.00	0.00	0.0%
5) TOTAL, REVENUES			13,319,277.00	13,596,312.00	7,825,367.29	13,596,312.00		
B. EXPENDITURES								
1) Certificated Salaries		1000-1999	5,824,492.00	5,999,640.00	3,350,844.31	5,999,640.00	0.00	0.0%
2) Classified Salaries		2000-2999	1,538,822.00	1,671,405.32	910,188.81	1,671,405.32	0.00	0.0%
3) Employee Benefits		3000-3999	2,387,574.00	2,462,734.83	1,288,879.54	2,462,734.83	0.00	0.0%
4) Books and Supplies		4000-4999	922,133.00	1,028,972.00	641,999.33	1,028,972.00	0.00	0.0%
5) Services and Other Operating Expenditures		5000-5999	818,297.00	848,297.00	516,784.47	848,297.00	0.00	0.0%
6) Capital Outlay		6000-6999	250,000.00	250,000.00	192,745.87	250,000.00	0.00	0.0%
7) Other Outgo (excluding Transfers of Indirect Costs)		7100-7299 7400-7499	55,045.00	79,045.00	27,522.33	79,045.00	0.00	0.0%
8) Other Outgo - Transfers of Indirect Costs		7300-7399	(51,492.00)	(51,149.00)	0.00	(51,149.00)	0.00	0.0%
9) TOTAL, EXPENDITURES			11,744,871.00	12,288,945.15	6,928,964.66	12,288,945.15		
C. EXCESS (DEFICIENCY) OF REVENUES OVER EXPENDITURES BEFORE OTHER FINANCING SOURCES AND USES (A5 - B9)			1,574,406.00	1,307,366.85	896,402.63	1,307,366.85		
D. OTHER FINANCING SOURCES/USES								
1) Interfund Transfers								
a) Transfers In		8900-8929	0.00	0.00	0.00	0.00	0.00	0.0%
b) Transfers Out		7600-7629	35,000.00	35,000.00	0.00	35,000.00	0.00	0.0%
2) Other Sources/Uses								
a) Sources		8930-8979	0.00	0.00	0.00	0.00	0.00	0.0%
b) Uses		7630-7699	0.00	0.00	0.00	0.00	0.00	0.0%
3) Contributions		8980-8999	(1,328,021.00)	(1,268,209.22)	0.00	(1,268,209.22)	0.00	0.0%
4) TOTAL, OTHER FINANCING SOURCES/USES			(1,363,021.00)	(1,303,209.22)	0.00	(1,303,209.22)		

2015-16 Second Interim
General Fund
Unrestricted (Resources 0000-1999)
Revenues, Expenditures, and Changes in Fund Balance

Description	Resource Codes	Object Codes	Original Budget (A)	Board Approved Operating Budget (B)	Actuals To Date (C)	Projected Year Totals (D)	Difference (Col B & D) (E)	% Diff (E/B) (F)
E. NET INCREASE (DECREASE) IN FUND BALANCE (C + D4)			211,385.00	4,157.63	896,402.63	4,157.63		
F. FUND BALANCE, RESERVES								
1) Beginning Fund Balance								
a) As of July 1 - Unaudited		9791	1,088,336.09	1,088,336.09		1,088,336.09	0.00	0.0%
b) Audit Adjustments		9793	0.00	0.00		0.00	0.00	0.0%
c) As of July 1 - Audited (F1a + F1b)			1,088,336.09	1,088,336.09		1,088,336.09		
d) Other Restatements		9795	0.00	0.00		0.00	0.00	0.0%
e) Adjusted Beginning Balance (F1c + F1d)			1,088,336.09	1,088,336.09		1,088,336.09		
2) Ending Balance, June 30 (E + F1e)			1,299,721.09	1,092,493.72		1,092,493.72		
Components of Ending Fund Balance								
a) Nonspendable								
Revolving Cash		9711	30,350.00	30,350.00		30,350.00		
Stores		9712	0.00	0.00		0.00		
Prepaid Expenditures		9713	0.00	0.00		0.00		
All Others		9719	0.00	0.00		0.00		
b) Restricted		9740	0.00	0.00		0.00		
c) Committed								
Stabilization Arrangements		9750	0.00	0.00		0.00		
Other Commitments		9760	851,409.09	313,601.72		313,601.72		
Vehicle/Tech/Curriculum Reserve	0000	9760		125,000.00				
Future Board Goals	0000	9760		188,601.72				
Vehicle/Tech/Curriculum Reserves	0000	9760				125,000.00		
Future Board Goals	0000	9760				188,601.72		
d) Assigned								
Other Assignments		9780	0.00	0.00		0.00		
e) Unassigned/Unappropriated								
Reserve for Economic Uncertainties		9789	417,962.00	748,542.00		748,542.00		
Unassigned/Unappropriated Amount		9790	0.00	0.00		0.00		

2015-16 Second Interim
General Fund
Unrestricted (Resources 0000-1999)
Revenues, Expenditures, and Changes in Fund Balance

Description	Resource Codes	Object Codes	Original Budget (A)	Board Approved Operating Budget (B)	Actuals To Date (C)	Projected Year Totals (D)	Difference (Col B & D) (E)	% Diff (E/B) (F)
LCFF SOURCES								
Principal Apportionment								
State Aid - Current Year		8011	8,067,107.00	8,337,120.00	4,470,624.00	8,337,120.00	0.00	0.0%
Education Protection Account State Aid - Current Year		8012	2,000,000.00	2,000,000.00	971,957.00	2,000,000.00	0.00	0.0%
State Aid - Prior Years		8019	0.00	0.00	0.00	0.00	0.00	0.0%
Tax Relief Subventions								
Homeowners' Exemptions		8021	0.00	0.00	11,942.52	0.00	0.00	0.0%
Timber Yield Tax		8022	0.00	0.00	0.00	0.00	0.00	0.0%
Other Subventions/In-Lieu Taxes		8029	0.00	0.00	992.26	0.00	0.00	0.0%
County & District Taxes								
Secured Roll Taxes		8041	2,000,000.00	2,000,000.00	1,272,075.00	2,000,000.00	0.00	0.0%
Unsecured Roll Taxes		8042	0.00	0.00	250,198.85	0.00	0.00	0.0%
Prior Years' Taxes		8043	0.00	0.00	3,164.39	0.00	0.00	0.0%
Supplemental Taxes		8044	0.00	0.00	9,597.30	0.00	0.00	0.0%
Education Revenue Augmentation Fund (ERAF)		8045	0.00	0.00	0.00	0.00	0.00	0.0%
Community Redevelopment Funds (SB 617/699/1992)		8047	0.00	0.00	0.00	0.00	0.00	0.0%
Penalties and Interest from Delinquent Taxes		8048	0.00	0.00	0.00	0.00	0.00	0.0%
Miscellaneous Funds (EC 41604)								
Royalties and Bonuses		8081	0.00	0.00	0.00	0.00	0.00	0.0%
Other In-Lieu Taxes		8082	0.00	0.00	0.00	0.00	0.00	0.0%
Less: Non-LCFF (50%) Adjustment		8089	0.00	0.00	0.00	0.00	0.00	0.0%
Subtotal, LCFF Sources			12,067,107.00	12,337,120.00	6,990,551.32	12,337,120.00	0.00	0.0%
LCFF Transfers								
Unrestricted LCFF								
Transfers - Current Year	0000	8091	0.00	0.00	0.00	0.00	0.00	0.0%
All Other LCFF								
Transfers - Current Year	All Other	8091	0.00	0.00	0.00	0.00	0.00	0.0%
Transfers to Charter Schools in Lieu of Property Taxes		8096	0.00	0.00	0.00	0.00	0.00	0.0%
Property Taxes Transfers		8097	0.00	0.00	0.00	0.00	0.00	0.0%
LCFF/Revenue Limit Transfers - Prior Years		8099	0.00	0.00	0.00	0.00	0.00	0.0%
TOTAL, LCFF SOURCES			12,067,107.00	12,337,120.00	6,990,551.32	12,337,120.00	0.00	0.0%
FEDERAL REVENUE								
Maintenance and Operations		8110	0.00	0.00	0.00	0.00	0.00	0.0%
Special Education Entitlement		8181	0.00	0.00	0.00	0.00		
Special Education Discretionary Grants		8182	0.00	0.00	0.00	0.00		
Child Nutrition Programs		8220	0.00	0.00	0.00	0.00		
Forest Reserve Funds		8260	0.00	0.00	0.00	0.00	0.00	0.0%
Flood Control Funds		8270	0.00	0.00	0.00	0.00	0.00	0.0%
Wildlife Reserve Funds		8280	0.00	0.00	0.00	0.00	0.00	0.0%
FEMA		8281	0.00	0.00	0.00	0.00	0.00	0.0%
Interagency Contracts Between LEAs		8285	0.00	0.00	0.00	0.00	0.00	0.0%
Pass-Through Revenues from Federal Sources		8287	0.00	0.00	0.00	0.00		
NCLB: Title I, Part A, Basic Grants Low-Income and Neglected	3010	8290						
NCLB: Title I, Part D, Local Delinquent Program	3025	8290						
NCLB: Title II, Part A, Teacher Quality	4035	8290						

2015-16 Second Interim
General Fund
Unrestricted (Resources 0000-1999)
Revenues, Expenditures, and Changes in Fund Balance

Description	Resource Codes	Object Codes	Original Budget (A)	Board Approved Operating Budget (B)	Actuals To Date (C)	Projected Year Totals (D)	Difference (Col B & D) (E)	% Diff (E/B) (F)
NCLB: Title III, Immigration Education Program	4201	8290						
NCLB: Title III, Limited English Proficient (LEP) Student Program	4203	8290						
NCLB: Title V, Part B, Public Charter Schools Grant Program (PCSGP)	4610	8290						
	3011-3020, 3026-3199, 4036-4126, 5510	8290						
Other No Child Left Behind		8290						
Vocational and Applied Technology Education	3500-3699	8290						
Safe and Drug Free Schools	3700-3799	8290						
All Other Federal Revenue	All Other	8290	10,000.00	24,138.00	15,082.00	24,138.00	0.00	0.0%
TOTAL, FEDERAL REVENUE			10,000.00	24,138.00	15,082.00	24,138.00	0.00	0.0%
OTHER STATE REVENUE								
Other State Apportionments								
ROC/P Entitlement Prior Years	6360	8319						
Special Education Master Plan Current Year	6500	8311						
Prior Years	6500	8319						
All Other State Apportionments - Current Year	All Other	8311	0.00	0.00	0.00	0.00	0.00	0.0%
All Other State Apportionments - Prior Years	All Other	8319	0.00	0.00	0.00	0.00	0.00	0.0%
Child Nutrition Programs		8520	0.00	0.00	0.00	0.00		
Mandated Costs Reimbursements		8550	850,000.00	774,759.00	675,378.00	774,759.00	0.00	0.0%
Lottery - Unrestricted and Instructional Materials		8560	188,120.00	188,120.00	66,548.76	188,120.00	0.00	0.0%
Tax Relief Subventions Restricted Levies - Other								
Homeowners' Exemptions		8575	0.00	0.00	0.00	0.00		
Other Subventions/In-Lieu Taxes		8576	0.00	0.00	0.00	0.00		
Pass-Through Revenues from State Sources		8587	0.00	0.00	0.00	0.00	0.00	0.0%
School Based Coordination Program	7250	8590						
After School Education and Safety (ASES)	6010	8590						
Charter School Facility Grant	6030	8590						
Drug/Alcohol/Tobacco Funds	6650, 6690	8590						
California Clean Energy Jobs Act	6230	8590						
Specialized Secondary	7370	8590						
American Indian Early Childhood Education	7210	8590						
Quality Education Investment Act	7400	8590						
Common Core State Standards Implementation	7405	8590						
All Other State Revenue	All Other	8590	5,000.00	5,000.00	2,045.00	5,000.00	0.00	0.0%
TOTAL, OTHER STATE REVENUE			1,043,120.00	967,879.00	743,971.76	967,879.00	0.00	0.0%

2015-16 Second Interim
General Fund
Unrestricted (Resources 0000-1999)
Revenues, Expenditures, and Changes in Fund Balance06 61598 0000000
Form 011

Description	Resource Codes	Object Codes	Original Budget (A)	Board Approved Operating Budget (B)	Actuals To Date (C)	Projected Year Totals (D)	Difference (Col B & D) (E)	% Diff (E/B) (F)
OTHER LOCAL REVENUE								
Other Local Revenue								
County and District Taxes								
Other Restricted Levies								
Secured Roll		8615	0.00	0.00	0.00	0.00		
Unsecured Roll		8616	0.00	0.00	0.00	0.00		
Prior Years' Taxes		8617	0.00	0.00	0.00	0.00		
Supplemental Taxes		8618	0.00	0.00	0.00	0.00		
Non-Ad Valorem Taxes								
Parcel Taxes		8621	0.00	0.00	0.00	0.00	0.00	0.0%
Other		8622	0.00	0.00	0.00	0.00	0.00	0.0%
Community Redevelopment Funds								
Not Subject to LCFF Deduction		8625	0.00	0.00	0.00	0.00		
Penalties and Interest from Delinquent Non-LCFF Taxes		8629	0.00	0.00	0.00	0.00		
Sales								
Sale of Equipment/Supplies		8631	0.00	0.00	0.00	0.00	0.00	0.0%
Sale of Publications		8632	0.00	0.00	0.00	0.00	0.00	0.0%
Food Service Sales		8634	0.00	0.00	0.00	0.00	0.00	0.0%
All Other Sales		8639	0.00	0.00	0.00	0.00	0.00	0.0%
Leases and Rentals		8650	9,000.00	9,000.00	2,370.00	9,000.00	0.00	0.0%
Interest		8660	5,000.00	5,000.00	3,196.28	5,000.00	0.00	0.0%
Net Increase (Decrease) in the Fair Value of Investments		8662	0.00	0.00	0.00	0.00	0.00	0.0%
Fees and Contracts								
Adult Education Fees		8671	0.00	0.00	0.00	0.00	0.00	0.0%
Non-Resident Students		8672	0.00	0.00	0.00	0.00	0.00	0.0%
Transportation Fees From Individuals		8675	0.00	0.00	0.00	0.00	0.00	0.0%
Interagency Services		8677	146,550.00	214,675.00	31,663.07	214,675.00	0.00	0.0%
Mitigation/Developer Fees		8681	0.00	0.00	0.00	0.00	0.00	0.0%
All Other Fees and Contracts		8689	0.00	0.00	0.00	0.00	0.00	0.0%
Other Local Revenue								
Plus: Misc Funds Non-LCFF (50%) Adjustment		8691	0.00	0.00	0.00	0.00	0.00	0.0%
Pass-Through Revenues From Local Sources		8697	0.00	0.00	0.00	0.00		
All Other Local Revenue		8699	38,500.00	38,500.00	38,532.86	38,500.00	0.00	0.0%
Tuition		8710	0.00	0.00	0.00	0.00	0.00	0.0%
All Other Transfers In		8781-8783	0.00	0.00	0.00	0.00	0.00	0.0%
Transfers Of Apportionments								
Special Education SELPA Transfers								
From Districts or Charter Schools	6500	8791						
From County Offices	6500	8792						
From JPAs	6500	8793						
ROC/P Transfers								
From Districts or Charter Schools	6360	8791						
From County Offices	6360	8792						
From JPAs	6360	8793						
Other Transfers of Apportionments								
From Districts or Charter Schools	All Other	8791	0.00	0.00	0.00	0.00	0.00	0.0%
From County Offices	All Other	8792	0.00	0.00	0.00	0.00	0.00	0.0%
From JPAs	All Other	8793	0.00	0.00	0.00	0.00	0.00	0.0%
All Other Transfers In from All Others		8799	0.00	0.00	0.00	0.00	0.00	0.0%
TOTAL, OTHER LOCAL REVENUE			199,050.00	267,175.00	75,762.21	267,175.00	0.00	0.0%
TOTAL, REVENUES			13,319,277.00	13,596,312.00	7,825,367.29	13,596,312.00	0.00	0.0%

2015-16 Second Interim
General Fund
Unrestricted (Resources 0000-1999)
Revenues, Expenditures, and Changes in Fund Balance

Description	Resource Codes	Object Codes	Original Budget (A)	Board Approved Operating Budget (B)	Actuals To Date (C)	Projected Year Totals (D)	Difference (Col B & D) (E)	% Diff (E/B) (F)
Certificated Teachers' Salaries		1100	5,007,122.00	5,154,788.00	2,874,760.19	5,154,788.00	0.00	0.0%
Certificated Pupil Support Salaries		1200	164,699.00	168,323.00	94,544.45	168,323.00	0.00	0.0%
Certificated Supervisors' and Administrators' Salaries		1300	652,671.00	676,529.00	381,539.67	676,529.00	0.00	0.0%
Other Certificated Salaries		1900	0.00	0.00	0.00	0.00	0.00	0.0%
TOTAL, CERTIFICATED SALARIES			5,824,492.00	5,999,640.00	3,350,844.31	5,999,640.00	0.00	0.0%
CLASSIFIED SALARIES								
Classified Instructional Salaries		2100	271,438.00	254,184.66	124,205.74	254,184.66	0.00	0.0%
Classified Support Salaries		2200	475,621.00	598,267.60	349,428.57	598,267.60	0.00	0.0%
Classified Supervisors' and Administrators' Salaries		2300	218,227.00	223,028.00	118,329.96	223,028.00	0.00	0.0%
Clerical, Technical and Office Salaries		2400	446,600.00	465,539.10	258,430.67	465,539.10	0.00	0.0%
Other Classified Salaries		2900	126,936.00	130,385.96	59,793.87	130,385.96	0.00	0.0%
TOTAL, CLASSIFIED SALARIES			1,538,822.00	1,671,405.32	910,188.81	1,671,405.32	0.00	0.0%
EMPLOYEE BENEFITS								
STRS		3101-3102	635,690.00	647,046.53	353,441.84	647,046.53	0.00	0.0%
PERS		3201-3202	158,881.00	187,364.72	90,167.83	187,364.72	0.00	0.0%
OASDI/Medicare/Alternative		3301-3302	195,984.00	206,014.64	108,100.11	206,014.64	0.00	0.0%
Health and Welfare Benefits		3401-3402	1,118,822.00	1,135,866.00	603,774.53	1,135,866.00	0.00	0.0%
Unemployment Insurance		3501-3502	3,660.00	3,696.63	2,131.32	3,696.63	0.00	0.0%
Workers' Compensation		3601-3602	176,722.00	181,874.31	93,765.46	181,874.31	0.00	0.0%
OPEB, Allocated		3701-3702	97,815.00	100,872.00	37,498.45	100,872.00	0.00	0.0%
OPEB, Active Employees		3751-3752	0.00	0.00	0.00	0.00	0.00	0.0%
Other Employee Benefits		3901-3902	0.00	0.00	0.00	0.00	0.00	0.0%
TOTAL, EMPLOYEE BENEFITS			2,387,574.00	2,462,734.83	1,288,879.54	2,462,734.83	0.00	0.0%
BOOKS AND SUPPLIES								
Approved Textbooks and Core Curricula Materials		4100	205,000.00	205,000.00	170,016.01	205,000.00	0.00	0.0%
Books and Other Reference Materials		4200	1,000.00	1,000.00	0.00	1,000.00	0.00	0.0%
Materials and Supplies		4300	716,133.00	791,972.00	367,948.81	791,972.00	0.00	0.0%
Noncapitalized Equipment		4400	0.00	31,000.00	104,034.51	31,000.00	0.00	0.0%
Food		4700	0.00	0.00	0.00	0.00	0.00	0.0%
TOTAL, BOOKS AND SUPPLIES			922,133.00	1,028,972.00	641,999.33	1,028,972.00	0.00	0.0%
SERVICES AND OTHER OPERATING EXPENDITURES								
Subagreements for Services		5100	0.00	0.00	0.00	0.00	0.00	0.0%
Travel and Conferences		5200	18,071.00	18,071.00	10,943.32	18,071.00	0.00	0.0%
Dues and Memberships		5300	12,061.00	12,061.00	8,524.63	12,061.00	0.00	0.0%
Insurance		5400-5450	122,224.00	122,224.00	123,241.58	122,224.00	0.00	0.0%
Operations and Housekeeping Services		5500	420,000.00	440,000.00	263,287.08	440,000.00	0.00	0.0%
Rentals, Leases, Repairs, and Noncapitalized Improvements		5600	139,081.00	149,081.00	51,492.93	149,081.00	0.00	0.0%
Transfers of Direct Costs		5710	(127,938.00)	(142,938.00)	(83,340.46)	(142,938.00)	0.00	0.0%
Transfers of Direct Costs - Interfund		5750	(45,000.00)	(45,000.00)	(55,464.81)	(45,000.00)	0.00	0.0%
Professional/Consulting Services and Operating Expenditures		5800	239,798.00	244,798.00	133,138.04	244,798.00	0.00	0.0%
Communications		5900	40,000.00	50,000.00	64,962.16	50,000.00	0.00	0.0%
TOTAL, SERVICES AND OTHER OPERATING EXPENDITURES			818,297.00	848,297.00	516,784.47	848,297.00	0.00	0.0%

Description	Resource Codes	Object Codes	Original Budget (A)	Board Approved Operating Budget (B)	Actuals To Date (C)	Projected Year Totals (D)	Difference (Col B & D) (E)	% Diff (E/B) (F)
CAPITAL OUTLAY								
Land		6100	0.00	0.00	0.00	0.00	0.00	0.0%
Land Improvements		6170	0.00	0.00	0.00	0.00	0.00	0.0%
Buildings and Improvements of Buildings		6200	0.00	0.00	0.00	0.00	0.00	0.0%
Books and Media for New School Libraries or Major Expansion of School Libraries		6300	0.00	0.00	0.00	0.00	0.00	0.0%
Equipment		6400	0.00	0.00	12,207.92	0.00	0.00	0.0%
Equipment Replacement		6500	250,000.00	250,000.00	180,537.95	250,000.00	0.00	0.0%
TOTAL, CAPITAL OUTLAY			250,000.00	250,000.00	192,745.87	250,000.00	0.00	0.0%
OTHER OUTGO (excluding Transfers of Indirect Costs)								
Tuition								
Tuition for Instruction Under Interdistrict Attendance Agreements		7110	0.00	0.00	0.00	0.00	0.00	0.0%
State Special Schools		7130	0.00	0.00	0.00	0.00	0.00	0.0%
Tuition, Excess Costs, and/or Deficit Payments Payments to Districts or Charter Schools		7141	0.00	0.00	0.00	0.00	0.00	0.0%
Payments to County Offices		7142	0.00	24,000.00	0.00	24,000.00	0.00	0.0%
Payments to JPAs		7143	0.00	0.00	0.00	0.00	0.00	0.0%
Transfers of Pass-Through Revenues								
To Districts or Charter Schools		7211	0.00	0.00	0.00	0.00	0.00	0.0%
To County Offices		7212	0.00	0.00	0.00	0.00	0.00	0.0%
To JPAs		7213	0.00	0.00	0.00	0.00	0.00	0.0%
Special Education SELPA Transfers of Apportionments								
To Districts or Charter Schools	6500	7221						
To County Offices	6500	7222						
To JPAs	6500	7223						
ROC/P Transfers of Apportionments								
To Districts or Charter Schools	6360	7221						
To County Offices	6360	7222						
To JPAs	6360	7223						
Other Transfers of Apportionments	All Other	7221-7223	0.00	0.00	0.00	0.00	0.00	0.0%
All Other Transfers		7281-7283	0.00	0.00	0.00	0.00	0.00	0.0%
All Other Transfers Out to All Others		7299	0.00	0.00	0.00	0.00	0.00	0.0%
Debt Service								
Debt Service - Interest		7438	0.00	0.00	3,951.82	0.00	0.00	0.0%
Other Debt Service - Principal		7439	55,045.00	55,045.00	23,570.51	55,045.00	0.00	0.0%
TOTAL, OTHER OUTGO (excluding Transfers of Indirect Costs)			55,045.00	79,045.00	27,522.33	79,045.00	0.00	0.0%
OTHER OUTGO - TRANSFERS OF INDIRECT COSTS								
Transfers of Indirect Costs		7310	(31,492.00)	(31,149.00)	0.00	(31,149.00)	0.00	0.0%
Transfers of Indirect Costs - Interfund		7350	(20,000.00)	(20,000.00)	0.00	(20,000.00)	0.00	0.0%
TOTAL, OTHER OUTGO - TRANSFERS OF INDIRECT COSTS			(51,492.00)	(51,149.00)	0.00	(51,149.00)	0.00	0.0%
TOTAL, EXPENDITURES			11,744,871.00	12,288,945.15	6,928,964.66	12,288,945.15	0.00	0.0%

Description	Resource Codes	Object Codes	Original Budget (A)	Board Approved Operating Budget (B)	Actuals To Date (C)	Projected Year Totals (D)	Difference (Col B & D) (E)	% Diff (E/B) (F)
INTERFUND TRANSFERS								
INTERFUND TRANSFERS IN								
From: Special Reserve Fund		8912	0.00	0.00	0.00	0.00	0.00	0.0%
From: Bond Interest and Redemption Fund		8914	0.00	0.00	0.00	0.00	0.00	0.0%
Other Authorized Interfund Transfers In		8919	0.00	0.00	0.00	0.00	0.00	0.0%
(a) TOTAL, INTERFUND TRANSFERS IN			0.00	0.00	0.00	0.00	0.00	0.0%
INTERFUND TRANSFERS OUT								
To: Child Development Fund		7611	0.00	0.00	0.00	0.00	0.00	0.0%
To: Special Reserve Fund		7612	0.00	0.00	0.00	0.00	0.00	0.0%
To: State School Building Fund/ County School Facilities Fund		7613	0.00	0.00	0.00	0.00	0.00	0.0%
To: Cafeteria Fund		7616	35,000.00	35,000.00	0.00	35,000.00	0.00	0.0%
Other Authorized Interfund Transfers Out		7619	0.00	0.00	0.00	0.00	0.00	0.0%
(b) TOTAL, INTERFUND TRANSFERS OUT			35,000.00	35,000.00	0.00	35,000.00	0.00	0.0%
OTHER SOURCES/USES								
SOURCES								
State Apportionments Emergency Apportionments		8931	0.00	0.00	0.00	0.00	0.00	0.0%
Proceeds								
Proceeds from Sale/Lease- Purchase of Land/Buildings		8953	0.00	0.00	0.00	0.00	0.00	0.0%
Other Sources								
Transfers from Funds of Lapsed/Reorganized LEAs		8965	0.00	0.00	0.00	0.00	0.00	0.0%
Long-Term Debt Proceeds Proceeds from Certificates of Participation		8971	0.00	0.00	0.00	0.00	0.00	0.0%
Proceeds from Capital Leases		8972	0.00	0.00	0.00	0.00	0.00	0.0%
Proceeds from Lease Revenue Bonds		8973	0.00	0.00	0.00	0.00	0.00	0.0%
All Other Financing Sources		8979	0.00	0.00	0.00	0.00	0.00	0.0%
(c) TOTAL, SOURCES			0.00	0.00	0.00	0.00	0.00	0.0%
USES								
Transfers of Funds from Lapsed/Reorganized LEAs		7651	0.00	0.00	0.00	0.00	0.00	0.0%
All Other Financing Uses		7699	0.00	0.00	0.00	0.00	0.00	0.0%
(d) TOTAL, USES			0.00	0.00	0.00	0.00	0.00	0.0%
CONTRIBUTIONS								
Contributions from Unrestricted Revenues		8980	(1,328,021.00)	(1,268,209.22)	0.00	(1,268,209.22)	0.00	0.0%
Contributions from Restricted Revenues		8990	0.00	0.00	0.00	0.00	0.00	0.0%
(e) TOTAL, CONTRIBUTIONS			(1,328,021.00)	(1,268,209.22)	0.00	(1,268,209.22)	0.00	0.0%
TOTAL, OTHER FINANCING SOURCES/USES								
(a - b + c - d + e)			(1,363,021.00)	(1,303,209.22)	0.00	(1,303,209.22)	0.00	0.0%

2015-16 Second Interim
General Fund
Restricted (Resources 2000-9999)
Revenue, Expenditures, and Changes in Fund Balance

Description	Resource Codes	Object Codes	Original Budget (A)	Board Approved Operating Budget (B)	Actuals To Date (C)	Projected Year Totals (D)	Difference (Col B & D) (E)	% Diff (E/B) (F)
A. REVENUES								
1) LCFF Sources		8010-8099	0.00	0.00	0.00	0.00	0.00	0.0%
2) Federal Revenue		8100-8299	428,559.00	444,353.00	350,993.00	444,353.00	0.00	0.0%
3) Other State Revenue		8300-8599	378,242.00	804,131.00	309,116.29	804,131.00	0.00	0.0%
4) Other Local Revenue		8600-8799	17,359.00	17,359.00	0.00	17,359.00	0.00	0.0%
5) TOTAL, REVENUES			824,160.00	1,265,843.00	660,109.29	1,265,843.00		
B. EXPENDITURES								
1) Certificated Salaries		1000-1999	293,105.00	349,314.00	196,220.64	349,314.00	0.00	0.0%
2) Classified Salaries		2000-2999	440,498.00	428,873.08	224,632.03	428,873.08	0.00	0.0%
3) Employee Benefits		3000-3999	236,334.00	532,267.14	116,592.89	532,267.14	0.00	0.0%
4) Books and Supplies		4000-4999	123,228.00	242,244.00	84,399.06	242,244.00	0.00	0.0%
5) Services and Other Operating Expenditures		5000-5999	244,802.00	355,852.00	167,761.79	355,852.00	0.00	0.0%
6) Capital Outlay		6000-6999	0.00	0.00	0.00	0.00	0.00	0.0%
7) Other Outgo (excluding Transfers of Indirect Costs)		7100-7299 7400-7499	782,722.00	707,189.00	374,753.00	707,189.00	0.00	0.0%
8) Other Outgo - Transfers of Indirect Costs		7300-7399	31,492.00	31,149.00	0.00	31,149.00	0.00	0.0%
9) TOTAL, EXPENDITURES			2,152,181.00	2,646,888.22	1,164,359.41	2,646,888.22		
C. EXCESS (DEFICIENCY) OF REVENUES OVER EXPENDITURES BEFORE OTHER FINANCING SOURCES AND USES (A5 - B9)			(1,328,021.00)	(1,381,045.22)	(504,250.12)	(1,381,045.22)		
D. OTHER FINANCING SOURCES/USES								
1) Interfund Transfers								
a) Transfers In		8900-8929	0.00	0.00	0.00	0.00	0.00	0.0%
b) Transfers Out		7600-7629	0.00	0.00	0.00	0.00	0.00	0.0%
2) Other Sources/Uses								
a) Sources		8930-8979	0.00	0.00	0.00	0.00	0.00	0.0%
b) Uses		7630-7699	0.00	0.00	0.00	0.00	0.00	0.0%
3) Contributions		8980-8999	1,328,021.00	1,268,209.22	0.00	1,268,209.22	0.00	0.0%
4) TOTAL, OTHER FINANCING SOURCES/USES			1,328,021.00	1,268,209.22	0.00	1,268,209.22		

Description	Resource Codes	Object Codes	Original Budget (A)	Board Approved Operating Budget (B)	Actuals To Date (C)	Projected Year Totals (D)	Difference (Col B & D) (E)	% Diff (E/B) (F)
E. NET INCREASE (DECREASE) IN FUND BALANCE (C + D4)			0.00	(112,836.00)	(504,250.12)	(112,836.00)		
F. FUND BALANCE, RESERVES								
1) Beginning Fund Balance								
a) As of July 1 - Unaudited		9791	112,836.00	112,836.00		112,836.00	0.00	0.0%
b) Audit Adjustments		9793	0.00	0.00		0.00	0.00	0.0%
c) As of July 1 - Audited (F1a + F1b)			112,836.00	112,836.00		112,836.00		
d) Other Restatements		9795	0.00	0.00		0.00	0.00	0.0%
e) Adjusted Beginning Balance (F1c + F1d)			112,836.00	112,836.00		112,836.00		
2) Ending Balance, June 30 (E + F1e)			112,836.00	0.00		0.00		
Components of Ending Fund Balance								
a) Nonspendable								
Revolving Cash		9711	0.00	0.00		0.00		
Stores		9712	0.00	0.00		0.00		
Prepaid Expenditures		9713	0.00	0.00		0.00		
All Others		9719	0.00	0.00		0.00		
b) Restricted		9740	112,836.00	0.00		0.00		
c) Committed								
Stabilization Arrangements		9750	0.00	0.00		0.00		
Other Commitments		9760	0.00	0.00		0.00		
d) Assigned								
Other Assignments		9780	0.00	0.00		0.00		
e) Unassigned/Unappropriated								
Reserve for Economic Uncertainties		9789	0.00	0.00		0.00		
Unassigned/Unappropriated Amount		9790	0.00	0.00		0.00		

Description	Resource Codes	Object Codes	Original Budget (A)	Board Approved Operating Budget (B)	Actuals To Date (C)	Projected Year Totals (D)	Difference (Col B & D) (E)	% Diff (E/B) (F)
LCFF SOURCES								
Principal Apportionment								
State Aid - Current Year		8011	0.00	0.00	0.00	0.00		
Education Protection Account State Aid - Current Year		8012	0.00	0.00	0.00	0.00		
State Aid - Prior Years		8019	0.00	0.00	0.00	0.00		
Tax Relief Subventions								
Homeowners' Exemptions		8021	0.00	0.00	0.00	0.00		
Timber Yield Tax		8022	0.00	0.00	0.00	0.00		
Other Subventions/In-Lieu Taxes		8029	0.00	0.00	0.00	0.00		
County & District Taxes								
Secured Roll Taxes		8041	0.00	0.00	0.00	0.00		
Unsecured Roll Taxes		8042	0.00	0.00	0.00	0.00		
Prior Years' Taxes		8043	0.00	0.00	0.00	0.00		
Supplemental Taxes		8044	0.00	0.00	0.00	0.00		
Education Revenue Augmentation Fund (ERAF)		8045	0.00	0.00	0.00	0.00		
Community Redevelopment Funds (SB 617/699/1992)		8047	0.00	0.00	0.00	0.00		
Penalties and Interest from Delinquent Taxes		8048	0.00	0.00	0.00	0.00		
Miscellaneous Funds (EC 41604)								
Royalties and Bonuses		8081	0.00	0.00	0.00	0.00		
Other In-Lieu Taxes		8082	0.00	0.00	0.00	0.00		
Less: Non-LCFF (50%) Adjustment		8089	0.00	0.00	0.00	0.00		
Subtotal, LCFF Sources			0.00	0.00	0.00	0.00		
LCFF Transfers								
Unrestricted LCFF								
Transfers - Current Year	0000	8091						
All Other LCFF								
Transfers - Current Year	All Other	8091	0.00	0.00	0.00	0.00	0.00	0.0%
Transfers to Charter Schools in Lieu of Property Taxes		8096	0.00	0.00	0.00	0.00		
Property Taxes Transfers		8097	0.00	0.00	0.00	0.00	0.00	0.0%
LCFF/Revenue Limit Transfers - Prior Years		8099	0.00	0.00	0.00	0.00	0.00	0.0%
TOTAL, LCFF SOURCES			0.00	0.00	0.00	0.00	0.00	0.0%
FEDERAL REVENUE								
Maintenance and Operations		8110	0.00	0.00	0.00	0.00	0.00	0.0%
Special Education Entitlement		8181	0.00	0.00	0.00	0.00	0.00	0.0%
Special Education Discretionary Grants		8182	0.00	0.00	0.00	0.00	0.00	0.0%
Child Nutrition Programs		8220	0.00	0.00	0.00	0.00	0.00	0.0%
Forest Reserve Funds		8260	0.00	0.00	0.00	0.00		
Flood Control Funds		8270	0.00	0.00	0.00	0.00		
Wildlife Reserve Funds		8280	0.00	0.00	0.00	0.00		
FEMA		8281	0.00	0.00	0.00	0.00	0.00	0.0%
Interagency Contracts Between LEAs		8285	0.00	0.00	0.00	0.00	0.00	0.0%
Pass-Through Revenues from Federal Sources		8287	0.00	0.00	0.00	0.00	0.00	0.0%
NCLB: Title I, Part A, Basic Grants								
Low-Income and Neglected	3010	8290	270,041.00	246,837.00	229,746.00	246,837.00	0.00	0.0%
NCLB: Title I, Part D, Local Delinquent Program	3025	8290	0.00	0.00	0.00	0.00	0.00	0.0%
NCLB: Title II, Part A, Teacher Quality	4035	8290	80,489.00	80,489.00	59,600.00	80,489.00	0.00	0.0%

Description	Resource Codes	Object Codes	Original Budget (A)	Board Approved Operating Budget (B)	Actuals To Date (C)	Projected Year Totals (D)	Difference (Col B & D) (E)	% Diff (E/B) (F)
NCLB: Title III, Immigration Education Program	4201	8290	1,405.00	1,405.00	557.00	1,405.00	0.00	0.0%
NCLB: Title III, Limited English Proficient (LEP) Student Program	4203	8290	41,688.00	41,688.00	22,118.00	41,688.00	0.00	0.0%
NCLB: Title V, Part B, Public Charter Schools Grant Program (PCSGP)	4610	8290	0.00	0.00	0.00	0.00	0.00	0.0%
	3011-3020, 3026-3199, 4036-4126, 5510	8290	25,860.00	64,832.00	38,972.00	64,832.00	0.00	0.0%
Other No Child Left Behind	3500-3699	8290	9,076.00	9,102.00	0.00	9,102.00	0.00	0.0%
Vocational and Applied Technology Education	3700-3799	8290	0.00	0.00	0.00	0.00	0.00	0.0%
Safe and Drug Free Schools	All Other	8290	0.00	0.00	0.00	0.00	0.00	0.0%
All Other Federal Revenue			428,559.00	444,353.00	350,993.00	444,353.00	0.00	0.0%
TOTAL, FEDERAL REVENUE								
OTHER STATE REVENUE								
Other State Apportionments								
ROC/P Entitlement								
Prior Years	6360	8319	0.00	0.00	0.00	0.00	0.00	0.0%
Special Education Master Plan								
Current Year	6500	8311	0.00	0.00	0.00	0.00	0.00	0.0%
Prior Years	6500	8319	0.00	0.00	0.00	0.00	0.00	0.0%
All Other State Apportionments - Current Year	All Other	8311	0.00	0.00	0.00	0.00	0.00	0.0%
All Other State Apportionments - Prior Years	All Other	8319	0.00	0.00	0.00	0.00	0.00	0.0%
Child Nutrition Programs		8520	0.00	0.00	0.00	0.00	0.00	0.0%
Mandated Costs Reimbursements		8550	0.00	0.00	0.00	0.00	0.00	0.0%
Lottery - Unrestricted and Instructional Materi:		8560	41,880.00	56,880.00	8,883.29	56,880.00	0.00	0.0%
Tax Relief Subventions								
Restricted Levies - Other								
Homeowners' Exemptions		8575	0.00	0.00	0.00	0.00	0.00	0.0%
Other Subventions/In-Lieu Taxes		8576	0.00	0.00	0.00	0.00	0.00	0.0%
Pass-Through Revenues from State Sources		8587	0.00	0.00	0.00	0.00	0.00	0.0%
School Based Coordination Program	7250	8590	0.00	0.00	0.00	0.00	0.00	0.0%
After School Education and Safety (ASES)	6010	8590	250,200.00	250,200.00	162,630.00	250,200.00	0.00	0.0%
Charter School Facility Grant	6030	8590	0.00	0.00	0.00	0.00	0.00	0.0%
Drug/Alcohol/Tobacco Funds	6650, 6690	8590	0.00	0.00	0.00	0.00	0.00	0.0%
California Clean Energy Jobs Act	6230	8590	0.00	0.00	0.00	0.00	0.00	0.0%
Specialized Secondary	7370	8590	0.00	0.00	0.00	0.00	0.00	0.0%
American Indian Early Childhood Education	7210	8590	0.00	0.00	0.00	0.00	0.00	0.0%
Quality Education Investment Act	7400	8590	0.00	0.00	0.00	0.00	0.00	0.0%
Common Core State Standards Implementation	7405	8590	0.00	0.00	0.00	0.00	0.00	0.0%
All Other State Revenue	All Other	8590	86,162.00	497,051.00	137,603.00	497,051.00	0.00	0.0%
TOTAL, OTHER STATE REVENUE			378,242.00	804,131.00	309,116.29	804,131.00	0.00	0.0%

2015-16 Second Interim
General Fund
Restricted (Resources 2000-9999)
Revenue, Expenditures, and Changes in Fund Balance

06 61598 0000000
Form 011

Description	Resource Codes	Object Codes	Original Budget (A)	Board Approved Operating Budget (B)	Actuals To Date (C)	Projected Year Totals (D)	Difference (Col B & D) (E)	% Diff (E/B) (F)
OTHER LOCAL REVENUE								
Other Local Revenue								
County and District Taxes								
Other Restricted Levies								
Secured Roll		8615	0.00	0.00	0.00	0.00	0.00	0.0%
Unsecured Roll		8616	0.00	0.00	0.00	0.00	0.00	0.0%
Prior Years' Taxes		8617	0.00	0.00	0.00	0.00	0.00	0.0%
Supplemental Taxes		8618	0.00	0.00	0.00	0.00	0.00	0.0%
Non-Ad Valorem Taxes								
Parcel Taxes		8621	0.00	0.00	0.00	0.00	0.00	0.0%
Other		8622	0.00	0.00	0.00	0.00	0.00	0.0%
Community Redevelopment Funds								
Not Subject to LCFF Deduction		8625	0.00	0.00	0.00	0.00	0.00	0.0%
Penalties and Interest from Delinquent Non-LCFF Taxes		8629	0.00	0.00	0.00	0.00	0.00	0.0%
Sales								
Sale of Equipment/Supplies		8631	0.00	0.00	0.00	0.00	0.00	0.0%
Sale of Publications		8632	0.00	0.00	0.00	0.00	0.00	0.0%
Food Service Sales		8634	0.00	0.00	0.00	0.00	0.00	0.0%
All Other Sales		8639	0.00	0.00	0.00	0.00	0.00	0.0%
Leases and Rentals		8650	0.00	0.00	0.00	0.00	0.00	0.0%
Interest		8660	0.00	0.00	0.00	0.00	0.00	0.0%
Net Increase (Decrease) in the Fair Value of Investments		8662	0.00	0.00	0.00	0.00	0.00	0.0%
Fees and Contracts								
Adult Education Fees		8671	0.00	0.00	0.00	0.00		
Non-Resident Students		8672	0.00	0.00	0.00	0.00		
Transportation Fees From Individuals		8675	0.00	0.00	0.00	0.00	0.00	0.0%
Interagency Services		8677	17,359.00	17,359.00	0.00	17,359.00	0.00	0.0%
Mitigation/Developer Fees		8681	0.00	0.00	0.00	0.00	0.00	0.0%
All Other Fees and Contracts		8689	0.00	0.00	0.00	0.00	0.00	0.0%
Other Local Revenue								
Plus: Misc Funds Non-LCFF (50%) Adjustm		8691	0.00	0.00	0.00	0.00		
Pass-Through Revenues From Local Sources		8697	0.00	0.00	0.00	0.00	0.00	0.0%
All Other Local Revenue		8699	0.00	0.00	0.00	0.00	0.00	0.0%
Tuition		8710	0.00	0.00	0.00	0.00	0.00	0.0%
All Other Transfers In		8781-8783	0.00	0.00	0.00	0.00	0.00	0.0%
Transfers Of Apportionments								
Special Education SELPA Transfers								
From Districts or Charter Schools	6500	8791	0.00	0.00	0.00	0.00	0.00	0.0%
From County Offices	6500	8792	0.00	0.00	0.00	0.00	0.00	0.0%
From JPAs	6500	8793	0.00	0.00	0.00	0.00	0.00	0.0%
ROC/P Transfers								
From Districts or Charter Schools	6360	8791	0.00	0.00	0.00	0.00	0.00	0.0%
From County Offices	6360	8792	0.00	0.00	0.00	0.00	0.00	0.0%
From JPAs	6360	8793	0.00	0.00	0.00	0.00	0.00	0.0%
Other Transfers of Apportionments								
From Districts or Charter Schools	All Other	8791	0.00	0.00	0.00	0.00	0.00	0.0%
From County Offices	All Other	8792	0.00	0.00	0.00	0.00	0.00	0.0%
From JPAs	All Other	8793	0.00	0.00	0.00	0.00	0.00	0.0%
All Other Transfers In from All Others		8799	0.00	0.00	0.00	0.00	0.00	0.0%
TOTAL, OTHER LOCAL REVENUE			17,359.00	17,359.00	0.00	17,359.00	0.00	0.0%
TOTAL, REVENUES			824,160.00	1,265,843.00	660,109.29	1,265,843.00	0.00	0.0%

2015-16 Second Interim
General Fund
Restricted (Resources 2000-9999)
Revenue, Expenditures, and Changes in Fund Balance06 61598 0000000
Form 011

Description	Resource Codes	Object Codes	Original Budget (A)	Board Approved Operating Budget (B)	Actuals To Date (C)	Projected Year Totals (D)	Difference (Col B & D) (E)	% Diff (E/B) (F)
CERTIFICATED SALARIES								
Certificated Teachers' Salaries		1100	188,044.00	241,917.00	136,894.59	241,917.00	0.00	0.0%
Certificated Pupil Support Salaries		1200	105,061.00	107,397.00	59,326.05	107,397.00	0.00	0.0%
Certificated Supervisors' and Administrators' Salaries		1300	0.00	0.00	0.00	0.00	0.00	0.0%
Other Certificated Salaries		1900	0.00	0.00	0.00	0.00	0.00	0.0%
TOTAL, CERTIFICATED SALARIES			293,105.00	349,314.00	196,220.64	349,314.00	0.00	0.0%
CLASSIFIED SALARIES								
Classified Instructional Salaries		2100	172,866.00	169,921.08	93,285.27	169,921.08	0.00	0.0%
Classified Support Salaries		2200	127,525.00	130,331.00	47,571.93	130,331.00	0.00	0.0%
Classified Supervisors' and Administrators' Salaries		2300	87,523.00	88,315.00	59,957.78	88,315.00	0.00	0.0%
Clerical, Technical and Office Salaries		2400	52,584.00	40,306.00	23,817.05	40,306.00	0.00	0.0%
Other Classified Salaries		2900	0.00	0.00	0.00	0.00	0.00	0.0%
TOTAL, CLASSIFIED SALARIES			440,498.00	428,873.08	224,632.03	428,873.08	0.00	0.0%
EMPLOYEE BENEFITS								
STRS		3101-3102	31,451.00	332,165.60	19,809.40	332,165.60	0.00	0.0%
PERS		3201-3202	55,502.00	54,264.76	23,159.83	54,264.76	0.00	0.0%
OASDI/Medicare/Alternative		3301-3302	37,949.00	37,199.33	18,778.05	37,199.33	0.00	0.0%
Health and Welfare Benefits		3401-3402	93,459.00	90,833.00	45,375.88	90,833.00	0.00	0.0%
Unemployment Insurance		3501-3502	366.00	359.74	210.71	359.74	0.00	0.0%
Workers' Compensation		3601-3602	17,607.00	17,444.71	9,259.02	17,444.71	0.00	0.0%
OPEB, Allocated		3701-3702	0.00	0.00	0.00	0.00	0.00	0.0%
OPEB, Active Employees		3751-3752	0.00	0.00	0.00	0.00	0.00	0.0%
Other Employee Benefits		3901-3902	0.00	0.00	0.00	0.00	0.00	0.0%
TOTAL, EMPLOYEE BENEFITS			236,334.00	532,267.14	116,592.89	532,267.14	0.00	0.0%
BOOKS AND SUPPLIES								
Approved Textbooks and Core Curricula Materials		4100	0.00	0.00	0.00	0.00	0.00	0.0%
Books and Other Reference Materials		4200	0.00	0.00	0.00	0.00	0.00	0.0%
Materials and Supplies		4300	123,228.00	242,244.00	82,543.06	242,244.00	0.00	0.0%
Noncapitalized Equipment		4400	0.00	0.00	1,856.00	0.00	0.00	0.0%
Food		4700	0.00	0.00	0.00	0.00	0.00	0.0%
TOTAL, BOOKS AND SUPPLIES			123,228.00	242,244.00	84,399.06	242,244.00	0.00	0.0%
SERVICES AND OTHER OPERATING EXPENDITURES								
Subagreements for Services		5100	0.00	0.00	0.00	0.00	0.00	0.0%
Travel and Conferences		5200	11,331.00	112,038.00	16,595.73	112,038.00	0.00	0.0%
Dues and Memberships		5300	0.00	0.00	0.00	0.00	0.00	0.0%
Insurance		5400-5450	0.00	0.00	0.00	0.00	0.00	0.0%
Operations and Housekeeping Services		5500	0.00	0.00	0.00	0.00	0.00	0.0%
Rentals, Leases, Repairs, and Noncapitalized Improvements		5600	46,355.00	46,355.00	48,522.51	46,355.00	0.00	0.0%
Transfers of Direct Costs		5710	127,938.00	142,938.00	83,340.46	142,938.00	0.00	0.0%
Transfers of Direct Costs - Interfund		5750	0.00	0.00	0.00	0.00	0.00	0.0%
Professional/Consulting Services and Operating Expenditures		5800	58,341.00	53,684.00	19,303.09	53,684.00	0.00	0.0%
Communications		5900	837.00	837.00	0.00	837.00	0.00	0.0%
TOTAL, SERVICES AND OTHER OPERATING EXPENDITURES			244,802.00	355,852.00	167,761.79	355,852.00	0.00	0.0%

Description	Resource Codes	Object Codes	Original Budget (A)	Board Approved Operating Budget (B)	Actuals To Date (C)	Projected Year Totals (D)	Difference (Col B & D) (E)	% Diff (E/B) (F)
CAPITAL OUTLAY								
Land		6100	0.00	0.00	0.00	0.00	0.00	0.0%
Land Improvements		6170	0.00	0.00	0.00	0.00	0.00	0.0%
Buildings and Improvements of Buildings		6200	0.00	0.00	0.00	0.00	0.00	0.0%
Books and Media for New School Libraries or Major Expansion of School Libraries		6300	0.00	0.00	0.00	0.00	0.00	0.0%
Equipment		6400	0.00	0.00	0.00	0.00	0.00	0.0%
Equipment Replacement		6500	0.00	0.00	0.00	0.00	0.00	0.0%
TOTAL, CAPITAL OUTLAY			0.00	0.00	0.00	0.00	0.00	0.0%
OTHER OUTGO (excluding Transfers of Indirect Costs)								
Tuition								
Tuition for Instruction Under Interdistrict Attendance Agreements		7110	0.00	0.00	0.00	0.00	0.00	0.0%
State Special Schools		7130	0.00	0.00	0.00	0.00	0.00	0.0%
Tuition, Excess Costs, and/or Deficit Payments Payments to Districts or Charter Schools		7141	0.00	0.00	0.00	0.00	0.00	0.0%
Payments to County Offices		7142	782,722.00	707,189.00	374,753.00	707,189.00	0.00	0.0%
Payments to JPAs		7143	0.00	0.00	0.00	0.00	0.00	0.0%
Transfers of Pass-Through Revenues To Districts or Charter Schools		7211	0.00	0.00	0.00	0.00	0.00	0.0%
To County Offices		7212	0.00	0.00	0.00	0.00	0.00	0.0%
To JPAs		7213	0.00	0.00	0.00	0.00	0.00	0.0%
Special Education SELPA Transfers of Apportionments To Districts or Charter Schools	6500	7221	0.00	0.00	0.00	0.00	0.00	0.0%
To County Offices	6500	7222	0.00	0.00	0.00	0.00	0.00	0.0%
To JPAs	6500	7223	0.00	0.00	0.00	0.00	0.00	0.0%
ROC/P Transfers of Apportionments To Districts or Charter Schools	6360	7221	0.00	0.00	0.00	0.00	0.00	0.0%
To County Offices	6360	7222	0.00	0.00	0.00	0.00	0.00	0.0%
To JPAs	6360	7223	0.00	0.00	0.00	0.00	0.00	0.0%
Other Transfers of Apportionments All Other Transfers	All Other	7221-7223 7281-7283	0.00 0.00	0.00 0.00	0.00 0.00	0.00 0.00	0.00 0.00	0.0% 0.0%
All Other Transfers Out to All Others		7299	0.00	0.00	0.00	0.00	0.00	0.0%
Debt Service								
Debt Service - Interest		7438	0.00	0.00	0.00	0.00	0.00	0.0%
Other Debt Service - Principal		7439	0.00	0.00	0.00	0.00	0.00	0.0%
TOTAL, OTHER OUTGO (excluding Transfers of Indirect Costs)			782,722.00	707,189.00	374,753.00	707,189.00	0.00	0.0%
OTHER OUTGO - TRANSFERS OF INDIRECT COSTS								
Transfers of Indirect Costs		7310	31,492.00	31,149.00	0.00	31,149.00	0.00	0.0%
Transfers of Indirect Costs - Interfund		7350	0.00	0.00	0.00	0.00	0.00	0.0%
TOTAL, OTHER OUTGO - TRANSFERS OF INDIRECT COSTS			31,492.00	31,149.00	0.00	31,149.00	0.00	0.0%
TOTAL, EXPENDITURES			2,152,181.00	2,646,888.22	1,164,359.41	2,646,888.22	0.00	0.0%

2015-16 Second Interim
General Fund
Restricted (Resources 2000-9999)
Revenue, Expenditures, and Changes in Fund Balance

Description	Resource Codes	Object Codes	Original Budget (A)	Board Approved Operating Budget (B)	Actuals To Date (C)	Projected Year Totals (D)	Difference (Col B & D) (E)	% Diff (E/B) (F)
INTERFUND TRANSFERS								
INTERFUND TRANSFERS IN								
From: Special Reserve Fund		8912	0.00	0.00	0.00	0.00	0.00	0.0%
From: Bond Interest and Redemption Fund		8914	0.00	0.00	0.00	0.00		
Other Authorized Interfund Transfers In		8919	0.00	0.00	0.00	0.00	0.00	0.0%
(a) TOTAL, INTERFUND TRANSFERS IN			0.00	0.00	0.00	0.00	0.00	0.0%
INTERFUND TRANSFERS OUT								
To: Child Development Fund		7611	0.00	0.00	0.00	0.00	0.00	0.0%
To: Special Reserve Fund		7612	0.00	0.00	0.00	0.00	0.00	0.0%
To: State School Building Fund/ County School Facilities Fund		7613	0.00	0.00	0.00	0.00	0.00	0.0%
To: Cafeteria Fund		7616	0.00	0.00	0.00	0.00	0.00	0.0%
Other Authorized Interfund Transfers Out		7619	0.00	0.00	0.00	0.00	0.00	0.0%
(b) TOTAL, INTERFUND TRANSFERS OUT			0.00	0.00	0.00	0.00	0.00	0.0%
OTHER SOURCES/USES								
SOURCES								
State Apportionments Emergency Apportionments		8931	0.00	0.00	0.00	0.00		
Proceeds								
Proceeds from Sale/Lease- Purchase of Land/Buildings		8953	0.00	0.00	0.00	0.00	0.00	0.0%
Other Sources								
Transfers from Funds of Lapsed/Reorganized LEAs		8965	0.00	0.00	0.00	0.00	0.00	0.0%
Long-Term Debt Proceeds Proceeds from Certificates of Participation		8971	0.00	0.00	0.00	0.00	0.00	0.0%
Proceeds from Capital Leases		8972	0.00	0.00	0.00	0.00	0.00	0.0%
Proceeds from Lease Revenue Bonds		8973	0.00	0.00	0.00	0.00	0.00	0.0%
All Other Financing Sources		8979	0.00	0.00	0.00	0.00	0.00	0.0%
(c) TOTAL, SOURCES			0.00	0.00	0.00	0.00	0.00	0.0%
USES								
Transfers of Funds from Lapsed/Reorganized LEAs		7651	0.00	0.00	0.00	0.00	0.00	0.0%
All Other Financing Uses		7699	0.00	0.00	0.00	0.00	0.00	0.0%
(d) TOTAL, USES			0.00	0.00	0.00	0.00	0.00	0.0%
CONTRIBUTIONS								
Contributions from Unrestricted Revenues		8980	1,328,021.00	1,268,209.22	0.00	1,268,209.22	0.00	0.0%
Contributions from Restricted Revenues		8990	0.00	0.00	0.00	0.00	0.00	0.0%
(e) TOTAL, CONTRIBUTIONS			1,328,021.00	1,268,209.22	0.00	1,268,209.22	0.00	0.0%
TOTAL, OTHER FINANCING SOURCES/USES								
(a - b + c - d + e)			1,328,021.00	1,268,209.22	0.00	1,268,209.22	0.00	0.0%

2015-16 Second Interim
General Fund
Summary - Unrestricted/Restricted
Revenues, Expenditures, and Changes in Fund Balance

Description	Resource Codes	Object Codes	Original Budget (A)	Board Approved Operating Budget (B)	Actuals To Date (C)	Projected Year Totals (D)	Difference (Col B & D) (E)	% Diff (E/B) (F)
A. REVENUES								
1) LCFF Sources		8010-8099	12,067,107.00	12,337,120.00	6,990,551.32	12,337,120.00	0.00	0.0%
2) Federal Revenue		8100-8299	438,559.00	468,491.00	366,075.00	468,491.00	0.00	0.0%
3) Other State Revenue		8300-8599	1,421,362.00	1,772,010.00	1,053,088.05	1,772,010.00	0.00	0.0%
4) Other Local Revenue		8600-8799	216,409.00	284,534.00	75,762.21	284,534.00	0.00	0.0%
5) TOTAL, REVENUES			14,143,437.00	14,862,155.00	8,485,476.58	14,862,155.00		
B. EXPENDITURES								
1) Certificated Salaries		1000-1999	6,117,597.00	6,348,954.00	3,547,064.95	6,348,954.00	0.00	0.0%
2) Classified Salaries		2000-2999	1,979,320.00	2,100,278.40	1,134,820.84	2,100,278.40	0.00	0.0%
3) Employee Benefits		3000-3999	2,623,908.00	2,995,001.97	1,405,472.43	2,995,001.97	0.00	0.0%
4) Books and Supplies		4000-4999	1,045,361.00	1,271,216.00	726,398.39	1,271,216.00	0.00	0.0%
5) Services and Other Operating Expenditures		5000-5999	1,063,099.00	1,204,149.00	684,546.26	1,204,149.00	0.00	0.0%
6) Capital Outlay		6000-6999	250,000.00	250,000.00	192,745.87	250,000.00	0.00	0.0%
7) Other Outgo (excluding Transfers of Indirect Costs)		7100-7299 7400-7499	837,767.00	786,234.00	402,275.33	786,234.00	0.00	0.0%
8) Other Outgo - Transfers of Indirect Costs		7300-7399	(20,000.00)	(20,000.00)	0.00	(20,000.00)	0.00	0.0%
9) TOTAL, EXPENDITURES			13,897,052.00	14,935,833.37	8,093,324.07	14,935,833.37		
C. EXCESS (DEFICIENCY) OF REVENUES OVER EXPENDITURES BEFORE OTHER FINANCING SOURCES AND USES (A5 - B9)			246,385.00	(73,678.37)	392,152.51	(73,678.37)		
D. OTHER FINANCING SOURCES/USES								
1) Interfund Transfers								
a) Transfers In		8900-8929	0.00	0.00	0.00	0.00	0.00	0.0%
b) Transfers Out		7600-7629	35,000.00	35,000.00	0.00	35,000.00	0.00	0.0%
2) Other Sources/Uses								
a) Sources		8930-8979	0.00	0.00	0.00	0.00	0.00	0.0%
b) Uses		7630-7699	0.00	0.00	0.00	0.00	0.00	0.0%
3) Contributions		8980-8999	0.00	0.00	0.00	0.00	0.00	0.0%
4) TOTAL, OTHER FINANCING SOURCES/USES			(35,000.00)	(35,000.00)	0.00	(35,000.00)		

2015-16 Second Interim
General Fund
Summary - Unrestricted/Restricted
Revenues, Expenditures, and Changes in Fund Balance

Description	Resource Codes	Object Codes	Original Budget (A)	Board Approved Operating Budget (B)	Actuals To Date (C)	Projected Year Totals (D)	Difference (Col B & D) (E)	% Diff (E/B) (F)
E. NET INCREASE (DECREASE) IN FUND BALANCE (C + D4)			211,385.00	(108,678.37)	392,152.51	(108,678.37)		
F. FUND BALANCE, RESERVES								
1) Beginning Fund Balance								
a) As of July 1 - Unaudited		9791	1,201,172.09	1,201,172.09		1,201,172.09	0.00	0.0%
b) Audit Adjustments		9793	0.00	0.00		0.00	0.00	0.0%
c) As of July 1 - Audited (F1a + F1b)			1,201,172.09	1,201,172.09		1,201,172.09		
d) Other Restatements		9795	0.00	0.00		0.00	0.00	0.0%
e) Adjusted Beginning Balance (F1c + F1d)			1,201,172.09	1,201,172.09		1,201,172.09		
2) Ending Balance, June 30 (E + F1e)			1,412,557.09	1,092,493.72		1,092,493.72		
Components of Ending Fund Balance								
a) Nonspendable								
Revolving Cash		9711	30,350.00	30,350.00		30,350.00		
Stores		9712	0.00	0.00		0.00		
Prepaid Expenditures		9713	0.00	0.00		0.00		
All Others		9719	0.00	0.00		0.00		
b) Restricted		9740	112,836.00	0.00		0.00		
c) Committed								
Stabilization Arrangements		9750	0.00	0.00		0.00		
Other Commitments		9760	851,409.09	313,601.72		313,601.72		
Vehicle/Tech/Curriculum Reserve	0000	9760		125,000.00				
Future Board Goals	0000	9760		188,601.72				
Vehicle/Tech/Curriculum Reserves	0000	9760				125,000.00		
Future Board Goals	0000	9760				188,601.72		
d) Assigned								
Other Assignments		9780	0.00	0.00		0.00		
e) Unassigned/Unappropriated								
Reserve for Economic Uncertainties		9789	417,962.00	748,542.00		748,542.00		
Unassigned/Unappropriated Amount		9790	0.00	0.00		0.00		

2015-16 Second Interim
General Fund
Summary - Unrestricted/Restricted
Revenues, Expenditures, and Changes in Fund Balance

Description	Resource Codes	Object Codes	Original Budget (A)	Board Approved Operating Budget (B)	Actuals To Date (C)	Projected Year Totals (D)	Difference (Col B & D) (E)	% Diff (E/B) (F)
LCFF SOURCES								
Principal Apportionment								
State Aid - Current Year		8011	8,067,107.00	8,337,120.00	4,470,624.00	8,337,120.00	0.00	0.0%
Education Protection Account State Aid - Current Year		8012	2,000,000.00	2,000,000.00	971,957.00	2,000,000.00	0.00	0.0%
State Aid - Prior Years		8019	0.00	0.00	0.00	0.00	0.00	0.0%
Tax Relief Subventions								
Homeowners' Exemptions		8021	0.00	0.00	11,942.52	0.00	0.00	0.0%
Timber Yield Tax		8022	0.00	0.00	0.00	0.00	0.00	0.0%
Other Subventions/In-Lieu Taxes		8029	0.00	0.00	992.26	0.00	0.00	0.0%
County & District Taxes								
Secured Roll Taxes		8041	2,000,000.00	2,000,000.00	1,272,075.00	2,000,000.00	0.00	0.0%
Unsecured Roll Taxes		8042	0.00	0.00	250,198.85	0.00	0.00	0.0%
Prior Years' Taxes		8043	0.00	0.00	3,164.39	0.00	0.00	0.0%
Supplemental Taxes		8044	0.00	0.00	9,597.30	0.00	0.00	0.0%
Education Revenue Augmentation Fund (ERAF)		8045	0.00	0.00	0.00	0.00	0.00	0.0%
Community Redevelopment Funds (SB 617/699/1992)		8047	0.00	0.00	0.00	0.00	0.00	0.0%
Penalties and Interest from Delinquent Taxes		8048	0.00	0.00	0.00	0.00	0.00	0.0%
Miscellaneous Funds (EC 41604)								
Royalties and Bonuses		8081	0.00	0.00	0.00	0.00	0.00	0.0%
Other In-Lieu Taxes		8082	0.00	0.00	0.00	0.00	0.00	0.0%
Less: Non-LCFF (50%) Adjustment		8089	0.00	0.00	0.00	0.00	0.00	0.0%
Subtotal, LCFF Sources			12,067,107.00	12,337,120.00	6,990,551.32	12,337,120.00	0.00	0.0%
LCFF Transfers								
Unrestricted LCFF								
Transfers - Current Year	0000	8091	0.00	0.00	0.00	0.00	0.00	0.0%
All Other LCFF								
Transfers - Current Year	All Other	8091	0.00	0.00	0.00	0.00	0.00	0.0%
Transfers to Charter Schools in Lieu of Property Taxes		8096	0.00	0.00	0.00	0.00	0.00	0.0%
Property Taxes Transfers		8097	0.00	0.00	0.00	0.00	0.00	0.0%
LCFF/Revenue Limit Transfers - Prior Years		8099	0.00	0.00	0.00	0.00	0.00	0.0%
TOTAL, LCFF SOURCES			12,067,107.00	12,337,120.00	6,990,551.32	12,337,120.00	0.00	0.0%
FEDERAL REVENUE								
Maintenance and Operations		8110	0.00	0.00	0.00	0.00	0.00	0.0%
Special Education Entitlement		8181	0.00	0.00	0.00	0.00	0.00	0.0%
Special Education Discretionary Grants		8182	0.00	0.00	0.00	0.00	0.00	0.0%
Child Nutrition Programs		8220	0.00	0.00	0.00	0.00	0.00	0.0%
Forest Reserve Funds		8260	0.00	0.00	0.00	0.00	0.00	0.0%
Flood Control Funds		8270	0.00	0.00	0.00	0.00	0.00	0.0%
Wildlife Reserve Funds		8280	0.00	0.00	0.00	0.00	0.00	0.0%
FEMA		8281	0.00	0.00	0.00	0.00	0.00	0.0%
Interagency Contracts Between LEAs		8285	0.00	0.00	0.00	0.00	0.00	0.0%
Pass-Through Revenues from Federal Sources		8287	0.00	0.00	0.00	0.00	0.00	0.0%
NCLB: Title I, Part A, Basic Grants								
Low-Income and Neglected	3010	8290	270,041.00	246,837.00	229,746.00	246,837.00	0.00	0.0%
NCLB: Title I, Part D, Local Delinquent Program	3025	8290	0.00	0.00	0.00	0.00	0.00	0.0%
NCLB: Title II, Part A, Teacher Quality	4035	8290	80,489.00	80,489.00	59,600.00	80,489.00	0.00	0.0%

2015-16 Second Interim
General Fund
Summary - Unrestricted/Restricted
Revenues, Expenditures, and Changes in Fund Balance

Description	Resource Codes	Object Codes	Original Budget (A)	Board Approved Operating Budget (B)	Actuals To Date (C)	Projected Year Totals (D)	Difference (Col B & D) (E)	% Diff (E/B) (F)
NCLB: Title III, Immigration Education Program	4201	8290	1,405.00	1,405.00	557.00	1,405.00	0.00	0.0%
NCLB: Title III, Limited English Proficient (LEP) Student Program	4203	8290	41,688.00	41,688.00	22,118.00	41,688.00	0.00	0.0%
NCLB: Title V, Part B, Public Charter Schools Grant Program (PCSGP)	4610	8290	0.00	0.00	0.00	0.00	0.00	0.0%
	3011-3020, 3026-3199, 4036-4126, 5510	8290	25,860.00	64,832.00	38,972.00	64,832.00	0.00	0.0%
Other No Child Left Behind	3500-3699	8290	9,076.00	9,102.00	0.00	9,102.00	0.00	0.0%
Vocational and Applied Technology Education	3700-3799	8290	0.00	0.00	0.00	0.00	0.00	0.0%
Safe and Drug Free Schools	All Other	8290	10,000.00	24,138.00	15,082.00	24,138.00	0.00	0.0%
All Other Federal Revenue			438,559.00	468,491.00	366,075.00	468,491.00	0.00	0.0%
TOTAL, FEDERAL REVENUE								
OTHER STATE REVENUE								
Other State Apportionments								
ROC/P Entitlement								
Prior Years	6360	8319	0.00	0.00	0.00	0.00	0.00	0.0%
Special Education Master Plan								
Current Year	6500	8311	0.00	0.00	0.00	0.00	0.00	0.0%
Prior Years	6500	8319	0.00	0.00	0.00	0.00	0.00	0.0%
All Other State Apportionments - Current Year	All Other	8311	0.00	0.00	0.00	0.00	0.00	0.0%
All Other State Apportionments - Prior Years	All Other	8319	0.00	0.00	0.00	0.00	0.00	0.0%
Child Nutrition Programs		8520	0.00	0.00	0.00	0.00	0.00	0.0%
Mandated Costs Reimbursements		8550	850,000.00	774,759.00	675,378.00	774,759.00	0.00	0.0%
Lottery - Unrestricted and Instructional Materials		8560	230,000.00	245,000.00	75,432.05	245,000.00	0.00	0.0%
Tax Relief Subventions								
Restricted Levies - Other								
Homeowners' Exemptions		8575	0.00	0.00	0.00	0.00	0.00	0.0%
Other Subventions/In-Lieu Taxes		8576	0.00	0.00	0.00	0.00	0.00	0.0%
Pass-Through Revenues from State Sources		8587	0.00	0.00	0.00	0.00	0.00	0.0%
School Based Coordination Program	7250	8590	0.00	0.00	0.00	0.00	0.00	0.0%
After School Education and Safety (ASES)	6010	8590	250,200.00	250,200.00	162,630.00	250,200.00	0.00	0.0%
Charter School Facility Grant	6030	8590	0.00	0.00	0.00	0.00	0.00	0.0%
Drug/Alcohol/Tobacco Funds	6650, 6690	8590	0.00	0.00	0.00	0.00	0.00	0.0%
California Clean Energy Jobs Act	6230	8590	0.00	0.00	0.00	0.00	0.00	0.0%
Specialized Secondary	7370	8590	0.00	0.00	0.00	0.00	0.00	0.0%
American Indian Early Childhood Education	7210	8590	0.00	0.00	0.00	0.00	0.00	0.0%
Quality Education Investment Act	7400	8590	0.00	0.00	0.00	0.00	0.00	0.0%
Common Core State Standards Implementation	7405	8590	0.00	0.00	0.00	0.00	0.00	0.0%
All Other State Revenue	All Other	8590	91,162.00	502,051.00	139,648.00	502,051.00	0.00	0.0%
TOTAL, OTHER STATE REVENUE			1,421,362.00	1,772,010.00	1,053,088.05	1,772,010.00	0.00	0.0%

2015-16 Second Interim
General Fund
Summary - Unrestricted/Restricted
Revenues, Expenditures, and Changes in Fund Balance

Description	Resource Codes	Object Codes	Original Budget (A)	Board Approved Operating Budget (B)	Actuals To Date (C)	Projected Year Totals (D)	Difference (Col B & D) (E)	% Diff (E/B) (F)
OTHER LOCAL REVENUE								
Other Local Revenue								
County and District Taxes								
Other Restricted Levies								
Secured Roll		8615	0.00	0.00	0.00	0.00	0.00	0.0%
Unsecured Roll		8616	0.00	0.00	0.00	0.00	0.00	0.0%
Prior Years' Taxes		8617	0.00	0.00	0.00	0.00	0.00	0.0%
Supplemental Taxes		8618	0.00	0.00	0.00	0.00	0.00	0.0%
Non-Ad Valorem Taxes								
Parcel Taxes		8621	0.00	0.00	0.00	0.00	0.00	0.0%
Other		8622	0.00	0.00	0.00	0.00	0.00	0.0%
Community Redevelopment Funds								
Not Subject to LCFF Deduction		8625	0.00	0.00	0.00	0.00	0.00	0.0%
Penalties and Interest from Delinquent Non-LCFF Taxes		8629	0.00	0.00	0.00	0.00	0.00	0.0%
Sales								
Sale of Equipment/Supplies		8631	0.00	0.00	0.00	0.00	0.00	0.0%
Sale of Publications		8632	0.00	0.00	0.00	0.00	0.00	0.0%
Food Service Sales		8634	0.00	0.00	0.00	0.00	0.00	0.0%
All Other Sales		8639	0.00	0.00	0.00	0.00	0.00	0.0%
Leases and Rentals		8650	9,000.00	9,000.00	2,370.00	9,000.00	0.00	0.0%
Interest		8660	5,000.00	5,000.00	3,196.28	5,000.00	0.00	0.0%
Net Increase (Decrease) in the Fair Value of Investments		8662	0.00	0.00	0.00	0.00	0.00	0.0%
Fees and Contracts								
Adult Education Fees		8671	0.00	0.00	0.00	0.00	0.00	0.0%
Non-Resident Students		8672	0.00	0.00	0.00	0.00	0.00	0.0%
Transportation Fees From Individuals		8675	0.00	0.00	0.00	0.00	0.00	0.0%
Interagency Services		8677	163,909.00	232,034.00	31,663.07	232,034.00	0.00	0.0%
Mitigation/Developer Fees		8681	0.00	0.00	0.00	0.00	0.00	0.0%
All Other Fees and Contracts		8689	0.00	0.00	0.00	0.00	0.00	0.0%
Other Local Revenue								
Plus: Misc Funds Non-LCFF (50%) Adjustment		8691	0.00	0.00	0.00	0.00	0.00	0.0%
Pass-Through Revenues From Local Sources		8697	0.00	0.00	0.00	0.00	0.00	0.0%
All Other Local Revenue		8699	38,500.00	38,500.00	38,532.86	38,500.00	0.00	0.0%
Tuition		8710	0.00	0.00	0.00	0.00	0.00	0.0%
All Other Transfers In		8781-8783	0.00	0.00	0.00	0.00	0.00	0.0%
Transfers Of Apportionments								
Special Education SELPA Transfers								
From Districts or Charter Schools	6500	8791	0.00	0.00	0.00	0.00	0.00	0.0%
From County Offices	6500	8792	0.00	0.00	0.00	0.00	0.00	0.0%
From JPAs	6500	8793	0.00	0.00	0.00	0.00	0.00	0.0%
ROC/P Transfers								
From Districts or Charter Schools	6360	8791	0.00	0.00	0.00	0.00	0.00	0.0%
From County Offices	6360	8792	0.00	0.00	0.00	0.00	0.00	0.0%
From JPAs	6360	8793	0.00	0.00	0.00	0.00	0.00	0.0%
Other Transfers of Apportionments								
From Districts or Charter Schools	All Other	8791	0.00	0.00	0.00	0.00	0.00	0.0%
From County Offices	All Other	8792	0.00	0.00	0.00	0.00	0.00	0.0%
From JPAs	All Other	8793	0.00	0.00	0.00	0.00	0.00	0.0%
All Other Transfers In from All Others		8799	0.00	0.00	0.00	0.00	0.00	0.0%
TOTAL, OTHER LOCAL REVENUE			216,409.00	284,534.00	75,762.21	284,534.00	0.00	0.0%
TOTAL, REVENUES			14,143,437.00	14,862,155.00	8,485,476.58	14,862,155.00	0.00	0.0%

2015-16 Second Interim
General Fund
Summary - Unrestricted/Restricted
Revenues, Expenditures, and Changes in Fund Balance

Description	Resource Codes	Object Codes	Original Budget (A)	Board Approved Operating Budget (B)	Actuals To Date (C)	Projected Year Totals (D)	Difference (Col B & D) (E)	% Diff (E/B) (F)
CERTIFICATED SALARIES								
Certificated Teachers' Salaries		1100	5,195,166.00	5,396,705.00	3,011,654.78	5,396,705.00	0.00	0.0%
Certificated Pupil Support Salaries		1200	269,760.00	275,720.00	153,870.50	275,720.00	0.00	0.0%
Certificated Supervisors' and Administrators' Salaries		1300	652,671.00	676,529.00	381,539.67	676,529.00	0.00	0.0%
Other Certificated Salaries		1900	0.00	0.00	0.00	0.00	0.00	0.0%
TOTAL, CERTIFICATED SALARIES			6,117,597.00	6,348,954.00	3,547,064.95	6,348,954.00	0.00	0.0%
CLASSIFIED SALARIES								
Classified Instructional Salaries		2100	444,304.00	424,105.74	217,491.01	424,105.74	0.00	0.0%
Classified Support Salaries		2200	603,146.00	728,598.60	397,000.50	728,598.60	0.00	0.0%
Classified Supervisors' and Administrators' Salaries		2300	305,750.00	311,343.00	178,287.74	311,343.00	0.00	0.0%
Clerical, Technical and Office Salaries		2400	499,184.00	505,845.10	282,247.72	505,845.10	0.00	0.0%
Other Classified Salaries		2900	126,936.00	130,385.96	59,793.87	130,385.96	0.00	0.0%
TOTAL, CLASSIFIED SALARIES			1,979,320.00	2,100,278.40	1,134,820.84	2,100,278.40	0.00	0.0%
EMPLOYEE BENEFITS								
STRS		3101-3102	667,141.00	979,212.13	373,251.24	979,212.13	0.00	0.0%
PERS		3201-3202	214,383.00	241,629.48	113,327.66	241,629.48	0.00	0.0%
OASDI/Medicare/Alternative		3301-3302	233,933.00	243,213.97	126,878.16	243,213.97	0.00	0.0%
Health and Welfare Benefits		3401-3402	1,212,281.00	1,226,699.00	649,150.41	1,226,699.00	0.00	0.0%
Unemployment Insurance		3501-3502	4,026.00	4,056.37	2,342.03	4,056.37	0.00	0.0%
Workers' Compensation		3601-3602	194,329.00	199,319.02	103,024.48	199,319.02	0.00	0.0%
OPEB, Allocated		3701-3702	97,815.00	100,872.00	37,498.45	100,872.00	0.00	0.0%
OPEB, Active Employees		3751-3752	0.00	0.00	0.00	0.00	0.00	0.0%
Other Employee Benefits		3901-3902	0.00	0.00	0.00	0.00	0.00	0.0%
TOTAL, EMPLOYEE BENEFITS			2,623,908.00	2,995,001.97	1,405,472.43	2,995,001.97	0.00	0.0%
BOOKS AND SUPPLIES								
Approved Textbooks and Core Curricula Materials		4100	205,000.00	205,000.00	170,016.01	205,000.00	0.00	0.0%
Books and Other Reference Materials		4200	1,000.00	1,000.00	0.00	1,000.00	0.00	0.0%
Materials and Supplies		4300	839,361.00	1,034,216.00	450,491.87	1,034,216.00	0.00	0.0%
Noncapitalized Equipment		4400	0.00	31,000.00	105,890.51	31,000.00	0.00	0.0%
Food		4700	0.00	0.00	0.00	0.00	0.00	0.0%
TOTAL, BOOKS AND SUPPLIES			1,045,361.00	1,271,216.00	726,398.39	1,271,216.00	0.00	0.0%
SERVICES AND OTHER OPERATING EXPENDITURES								
Subagreements for Services		5100	0.00	0.00	0.00	0.00	0.00	0.0%
Travel and Conferences		5200	29,402.00	130,109.00	27,539.05	130,109.00	0.00	0.0%
Dues and Memberships		5300	12,061.00	12,061.00	8,524.63	12,061.00	0.00	0.0%
Insurance		5400-5450	122,224.00	122,224.00	123,241.58	122,224.00	0.00	0.0%
Operations and Housekeeping Services		5500	420,000.00	440,000.00	263,287.08	440,000.00	0.00	0.0%
Rentals, Leases, Repairs, and Noncapitalized Improvements		5600	185,436.00	195,436.00	100,015.44	195,436.00	0.00	0.0%
Transfers of Direct Costs		5710	0.00	0.00	0.00	0.00	0.00	0.0%
Transfers of Direct Costs - Interfund		5750	(45,000.00)	(45,000.00)	(55,464.81)	(45,000.00)	0.00	0.0%
Professional/Consulting Services and Operating Expenditures		5800	298,139.00	298,482.00	152,441.13	298,482.00	0.00	0.0%
Communications		5900	40,837.00	50,837.00	64,962.16	50,837.00	0.00	0.0%
TOTAL, SERVICES AND OTHER OPERATING EXPENDITURES			1,063,099.00	1,204,149.00	684,546.26	1,204,149.00	0.00	0.0%

2015-16 Second Interim
General Fund
Summary - Unrestricted/Restricted
Revenues, Expenditures, and Changes in Fund Balance

Description	Resource Codes	Object Codes	Original Budget (A)	Board Approved Operating Budget (B)	Actuals To Date (C)	Projected Year Totals (D)	Difference (Col B & D) (E)	% Diff (E/B) (F)
CAPITAL OUTLAY								
Land		6100	0.00	0.00	0.00	0.00	0.00	0.0%
Land Improvements		6170	0.00	0.00	0.00	0.00	0.00	0.0%
Buildings and Improvements of Buildings		6200	0.00	0.00	0.00	0.00	0.00	0.0%
Books and Media for New School Libraries or Major Expansion of School Libraries		6300	0.00	0.00	0.00	0.00	0.00	0.0%
Equipment		6400	0.00	0.00	12,207.92	0.00	0.00	0.0%
Equipment Replacement		6500	250,000.00	250,000.00	180,537.95	250,000.00	0.00	0.0%
TOTAL, CAPITAL OUTLAY			250,000.00	250,000.00	192,745.87	250,000.00	0.00	0.0%
OTHER OUTGO (excluding Transfers of Indirect Costs)								
Tuition								
Tuition for Instruction Under Interdistrict Attendance Agreements		7110	0.00	0.00	0.00	0.00	0.00	0.0%
State Special Schools		7130	0.00	0.00	0.00	0.00	0.00	0.0%
Tuition, Excess Costs, and/or Deficit Payments								
Payments to Districts or Charter Schools		7141	0.00	0.00	0.00	0.00	0.00	0.0%
Payments to County Offices		7142	782,722.00	731,189.00	374,753.00	731,189.00	0.00	0.0%
Payments to JPAs		7143	0.00	0.00	0.00	0.00	0.00	0.0%
Transfers of Pass-Through Revenues								
To Districts or Charter Schools		7211	0.00	0.00	0.00	0.00	0.00	0.0%
To County Offices		7212	0.00	0.00	0.00	0.00	0.00	0.0%
To JPAs		7213	0.00	0.00	0.00	0.00	0.00	0.0%
Special Education SELPA Transfers of Apportionments								
To Districts or Charter Schools	6500	7221	0.00	0.00	0.00	0.00	0.00	0.0%
To County Offices	6500	7222	0.00	0.00	0.00	0.00	0.00	0.0%
To JPAs	6500	7223	0.00	0.00	0.00	0.00	0.00	0.0%
ROC/P Transfers of Apportionments								
To Districts or Charter Schools	6360	7221	0.00	0.00	0.00	0.00	0.00	0.0%
To County Offices	6360	7222	0.00	0.00	0.00	0.00	0.00	0.0%
To JPAs	6360	7223	0.00	0.00	0.00	0.00	0.00	0.0%
Other Transfers of Apportionments	All Other	7221-7223	0.00	0.00	0.00	0.00	0.00	0.0%
All Other Transfers		7281-7283	0.00	0.00	0.00	0.00	0.00	0.0%
All Other Transfers Out to All Others		7299	0.00	0.00	0.00	0.00	0.00	0.0%
Debt Service								
Debt Service - Interest		7438	0.00	0.00	3,951.82	0.00	0.00	0.0%
Other Debt Service - Principal		7439	55,045.00	55,045.00	23,570.51	55,045.00	0.00	0.0%
TOTAL, OTHER OUTGO (excluding Transfers of Indirect Costs)			837,767.00	786,234.00	402,275.33	786,234.00	0.00	0.0%
OTHER OUTGO - TRANSFERS OF INDIRECT COSTS								
Transfers of Indirect Costs		7310	0.00	0.00	0.00	0.00		
Transfers of Indirect Costs - Interfund		7350	(20,000.00)	(20,000.00)	0.00	(20,000.00)	0.00	0.0%
TOTAL, OTHER OUTGO - TRANSFERS OF INDIRECT COSTS			(20,000.00)	(20,000.00)	0.00	(20,000.00)	0.00	0.0%
TOTAL, EXPENDITURES			13,897,052.00	14,935,833.37	8,093,324.07	14,935,833.37	0.00	0.0%

2015-16 Second Interim
General Fund
Summary - Unrestricted/Restricted
Revenues, Expenditures, and Changes in Fund Balance

Description	Resource Codes	Object Codes	Original Budget (A)	Board Approved Operating Budget (B)	Actuals To Date (C)	Projected Year Totals (D)	Difference (Col B & D) (E)	% Diff (E/B) (F)
INTERFUND TRANSFERS								
INTERFUND TRANSFERS IN								
From: Special Reserve Fund		8912	0.00	0.00	0.00	0.00	0.00	0.0%
From: Bond Interest and Redemption Fund		8914	0.00	0.00	0.00	0.00	0.00	0.0%
Other Authorized Interfund Transfers In		8919	0.00	0.00	0.00	0.00	0.00	0.0%
(a) TOTAL, INTERFUND TRANSFERS IN			0.00	0.00	0.00	0.00	0.00	0.0%
INTERFUND TRANSFERS OUT								
To: Child Development Fund		7611	0.00	0.00	0.00	0.00	0.00	0.0%
To: Special Reserve Fund		7612	0.00	0.00	0.00	0.00	0.00	0.0%
To: State School Building Fund/ County School Facilities Fund		7613	0.00	0.00	0.00	0.00	0.00	0.0%
To: Cafeteria Fund		7616	35,000.00	35,000.00	0.00	35,000.00	0.00	0.0%
Other Authorized Interfund Transfers Out		7619	0.00	0.00	0.00	0.00	0.00	0.0%
(b) TOTAL, INTERFUND TRANSFERS OUT			35,000.00	35,000.00	0.00	35,000.00	0.00	0.0%
OTHER SOURCES/USES								
SOURCES								
State Apportionments Emergency Apportionments		8931	0.00	0.00	0.00	0.00	0.00	0.0%
Proceeds								
Proceeds from Sale/Lease- Purchase of Land/Buildings		8953	0.00	0.00	0.00	0.00	0.00	0.0%
Other Sources								
Transfers from Funds of Lapsed/Reorganized LEAs		8965	0.00	0.00	0.00	0.00	0.00	0.0%
Long-Term Debt Proceeds								
Proceeds from Certificates of Participation		8971	0.00	0.00	0.00	0.00	0.00	0.0%
Proceeds from Capital Leases		8972	0.00	0.00	0.00	0.00	0.00	0.0%
Proceeds from Lease Revenue Bonds		8973	0.00	0.00	0.00	0.00	0.00	0.0%
All Other Financing Sources		8979	0.00	0.00	0.00	0.00	0.00	0.0%
(c) TOTAL, SOURCES			0.00	0.00	0.00	0.00	0.00	0.0%
USES								
Transfers of Funds from Lapsed/Reorganized LEAs		7651	0.00	0.00	0.00	0.00	0.00	0.0%
All Other Financing Uses		7699	0.00	0.00	0.00	0.00	0.00	0.0%
(d) TOTAL, USES			0.00	0.00	0.00	0.00	0.00	0.0%
CONTRIBUTIONS								
Contributions from Unrestricted Revenues		8980	0.00	0.00	0.00	0.00		
Contributions from Restricted Revenues		8990	0.00	0.00	0.00	0.00		
(e) TOTAL, CONTRIBUTIONS			0.00	0.00	0.00	0.00	0.00	0.0%
TOTAL, OTHER FINANCING SOURCES/USES								
(a - b + c - d + e)			(35,000.00)	(35,000.00)	0.00	(35,000.00)	0.00	0.0%

Resource	Description	2015-16
		Projected Year Totals
Total, Restricted Balance		0.00

2015-16 Second Interim
Cafeteria Special Revenue Fund
Revenues, Expenditures, and Changes in Fund Balance

Description	Resource Codes	Object Codes	Original Budget (A)	Board Approved Operating Budget (B)	Actuals To Date (C)	Projected Year Totals (D)	Difference (Col B & D) (E)	% Diff Column B & D (F)
A. REVENUES								
1) LCFF Sources		8010-8099	0.00	0.00	0.00	0.00	0.00	0.0%
2) Federal Revenue		8100-8299	560,000.00	560,000.00	222,848.08	560,000.00	0.00	0.0%
3) Other State Revenue		8300-8599	53,000.00	53,000.00	17,275.49	53,000.00	0.00	0.0%
4) Other Local Revenue		8600-8799	170,100.00	170,100.00	58,907.45	170,100.00	0.00	0.0%
5) TOTAL, REVENUES			783,100.00	783,100.00	299,031.02	783,100.00		
B. EXPENDITURES								
1) Certificated Salaries		1000-1999	0.00	0.00	0.00	0.00	0.00	0.0%
2) Classified Salaries		2000-2999	263,479.00	269,276.00	149,359.99	269,276.00	0.00	0.0%
3) Employee Benefits		3000-3999	99,553.00	100,868.00	54,942.85	100,868.00	0.00	0.0%
4) Books and Supplies		4000-4999	321,500.00	321,500.00	117,584.26	321,500.00	0.00	0.0%
5) Services and Other Operating Expenditures		5000-5999	54,000.00	64,000.00	62,033.46	64,000.00	0.00	0.0%
6) Capital Outlay		6000-6999	0.00	0.00	0.00	0.00	0.00	0.0%
7) Other Outgo (excluding Transfers of Indirect Costs)		7100-7299, 7400-7499	0.00	0.00	0.00	0.00	0.00	0.0%
8) Other Outgo - Transfers of Indirect Costs		7300-7399	20,000.00	20,000.00	0.00	20,000.00	0.00	0.0%
9) TOTAL, EXPENDITURES			758,532.00	775,644.00	383,920.56	775,644.00		
C. EXCESS (DEFICIENCY) OF REVENUES OVER EXPENDITURES BEFORE OTHER FINANCING SOURCES AND USES (A5 - B9)			24,568.00	7,456.00	(84,889.54)	7,456.00		
D. OTHER FINANCING SOURCES/USES								
1) Interfund Transfers								
a) Transfers In		8900-8929	35,000.00	35,000.00	0.00	35,000.00	0.00	0.0%
b) Transfers Out		7600-7629	0.00	0.00	0.00	0.00	0.00	0.0%
2) Other Sources/Uses								
a) Sources		8930-8979	0.00	0.00	0.00	0.00	0.00	0.0%
b) Uses		7630-7699	0.00	0.00	0.00	0.00	0.00	0.0%
3) Contributions		8980-8999	0.00	0.00	0.00	0.00	0.00	0.0%
4) TOTAL, OTHER FINANCING SOURCES/USES			35,000.00	35,000.00	0.00	35,000.00		

2015-16 Second Interim
Cafeteria Special Revenue Fund
Revenues, Expenditures, and Changes in Fund Balance

Description	Resource Codes	Object Codes	Original Budget (A)	Board Approved Operating Budget (B)	Actuals To Date (C)	Projected Year Totals (D)	Difference (Col B & D) (E)	% Diff Column B & D (F)
E. NET INCREASE (DECREASE) IN FUND BALANCE (C + D4)			59,568.00	42,456.00	(84,889.54)	42,456.00		
F. FUND BALANCE, RESERVES								
1) Beginning Fund Balance								
a) As of July 1 - Unaudited		9791	65,034.81	65,034.81		65,034.81	0.00	0.0%
b) Audit Adjustments		9793	0.00	0.00		0.00	0.00	0.0%
c) As of July 1 - Audited (F1a + F1b)			65,034.81	65,034.81		65,034.81		
d) Other Restatements		9795	0.00	0.00		0.00	0.00	0.0%
e) Adjusted Beginning Balance (F1c + F1d)			65,034.81	65,034.81		65,034.81		
2) Ending Balance, June 30 (E + F1e)			124,602.81	107,490.81		107,490.81		
Components of Ending Fund Balance								
a) Nonspendable								
Revolving Cash		9711	0.00	0.00		0.00		
Stores		9712	0.00	0.00		0.00		
Prepaid Expenditures		9713	0.00	0.00		0.00		
All Others		9719	0.00	0.00		0.00		
b) Restricted		9740	124,602.81	107,490.81		107,490.81		
c) Committed								
Stabilization Arrangements		9750	0.00	0.00		0.00		
Other Commitments		9760	0.00	0.00		0.00		
d) Assigned								
Other Assignments		9780	0.00	0.00		0.00		
e) Unassigned/Unappropriated								
Reserve for Economic Uncertainties		9789	0.00	0.00		0.00		
Unassigned/Unappropriated Amount		9790	0.00	0.00		0.00		

2015-16 Second Interim
Cafeteria Special Revenue Fund
Revenues, Expenditures, and Changes in Fund Balance

Description	Resource Codes	Object Codes	Original Budget (A)	Board Approved Operating Budget (B)	Actuals To Date (C)	Projected Year Totals (D)	Difference (Col B & D) (E)	% Diff Column B & D (F)
FEDERAL REVENUE								
Child Nutrition Programs		8220	560,000.00	560,000.00	222,848.08	560,000.00	0.00	0.0%
All Other Federal Revenue		8290	0.00	0.00	0.00	0.00	0.00	0.0%
TOTAL, FEDERAL REVENUE			560,000.00	560,000.00	222,848.08	560,000.00	0.00	0.0%
OTHER STATE REVENUE								
Child Nutrition Programs		8520	53,000.00	53,000.00	17,275.49	53,000.00	0.00	0.0%
All Other State Revenue		8590	0.00	0.00	0.00	0.00	0.00	0.0%
TOTAL, OTHER STATE REVENUE			53,000.00	53,000.00	17,275.49	53,000.00	0.00	0.0%
OTHER LOCAL REVENUE								
Sales								
Sale of Equipment/Supplies		8631	0.00	0.00	0.00	0.00	0.00	0.0%
Food Service Sales		8634	170,000.00	170,000.00	58,959.77	170,000.00	0.00	0.0%
Leases and Rentals		8650	0.00	0.00	0.00	0.00	0.00	0.0%
Interest		8660	100.00	100.00	(52.32)	100.00	0.00	0.0%
Net Increase (Decrease) in the Fair Value of Investments		8662	0.00	0.00	0.00	0.00	0.00	0.0%
Fees and Contracts								
Interagency Services		8677	0.00	0.00	0.00	0.00	0.00	0.0%
Other Local Revenue								
All Other Local Revenue		8699	0.00	0.00	0.00	0.00	0.00	0.0%
TOTAL, OTHER LOCAL REVENUE			170,100.00	170,100.00	58,907.45	170,100.00	0.00	0.0%
TOTAL, REVENUES			783,100.00	783,100.00	299,031.02	783,100.00		

Description	Resource Codes	Object Codes	Original Budget (A)	Board Approved Operating Budget (B)	Actuals To Date (C)	Projected Year Totals (D)	Difference (Col B & D) (E)	% Diff Column B & D (F)
CERTIFICATED SALARIES								
Certificated Supervisors' and Administrators' Salaries		1300	0.00	0.00	0.00	0.00	0.00	0.0%
Other Certificated Salaries		1900	0.00	0.00	0.00	0.00	0.00	0.0%
TOTAL, CERTIFICATED SALARIES			0.00	0.00	0.00	0.00	0.00	0.0%
CLASSIFIED SALARIES								
Classified Support Salaries		2200	188,163.00	192,303.00	104,842.70	192,303.00	0.00	0.0%
Classified Supervisors' and Administrators' Salaries		2300	75,316.00	76,973.00	44,517.29	76,973.00	0.00	0.0%
Clerical, Technical and Office Salaries		2400	0.00	0.00	0.00	0.00	0.00	0.0%
Other Classified Salaries		2900	0.00	0.00	0.00	0.00	0.00	0.0%
TOTAL, CLASSIFIED SALARIES			263,479.00	269,276.00	149,359.99	269,276.00	0.00	0.0%
EMPLOYEE BENEFITS								
STRS		3101-3102	0.00	0.00	0.00	0.00	0.00	0.0%
PERS		3201-3202	33,198.00	33,929.00	15,130.92	33,929.00	0.00	0.0%
OASDI/Medicare/Alternative		3301-3302	20,156.00	20,600.00	10,795.47	20,600.00	0.00	0.0%
Health and Welfare Benefits		3401-3402	39,744.00	39,744.00	25,655.94	39,744.00	0.00	0.0%
Unemployment Insurance		3501-3502	132.00	132.00	74.65	132.00	0.00	0.0%
Workers' Compensation		3601-3602	6,323.00	6,463.00	3,285.87	6,463.00	0.00	0.0%
OPEB, Allocated		3701-3702	0.00	0.00	0.00	0.00	0.00	0.0%
OPEB, Active Employees		3751-3752	0.00	0.00	0.00	0.00	0.00	0.0%
Other Employee Benefits		3901-3902	0.00	0.00	0.00	0.00	0.00	0.0%
TOTAL, EMPLOYEE BENEFITS			99,553.00	100,868.00	54,942.85	100,868.00	0.00	0.0%
BOOKS AND SUPPLIES								
Books and Other Reference Materials		4200	0.00	0.00	0.00	0.00	0.00	0.0%
Materials and Supplies		4300	10,000.00	10,000.00	5,881.14	10,000.00	0.00	0.0%
Noncapitalized Equipment		4400	1,500.00	1,500.00	0.00	1,500.00	0.00	0.0%
Food		4700	310,000.00	310,000.00	111,703.12	310,000.00	0.00	0.0%
TOTAL, BOOKS AND SUPPLIES			321,500.00	321,500.00	117,584.26	321,500.00	0.00	0.0%

Description	Resource Codes	Object Codes	Original Budget (A)	Board Approved Operating Budget (B)	Actuals To Date (C)	Projected Year Totals (D)	Difference (Col B & D) (E)	% Diff Column B & D (F)
SERVICES AND OTHER OPERATING EXPENDITURES								
Subagreements for Services		5100	0.00	0.00	0.00	0.00	0.00	0.0%
Travel and Conferences		5200	1,000.00	1,000.00	754.24	1,000.00	0.00	0.0%
Dues and Memberships		5300	1,000.00	1,000.00	0.00	1,000.00	0.00	0.0%
Insurance		5400-5450	0.00	0.00	0.00	0.00	0.00	0.0%
Operations and Housekeeping Services		5500	0.00	0.00	0.00	0.00	0.00	0.0%
Rentals, Leases, Repairs, and Noncapitalized Improvements		5600	6,000.00	6,000.00	3,208.41	6,000.00	0.00	0.0%
Transfers of Direct Costs		5710	0.00	0.00	0.00	0.00	0.00	0.0%
Transfers of Direct Costs - Interfund		5750	40,000.00	40,000.00	55,464.81	40,000.00	0.00	0.0%
Professional/Consulting Services and Operating Expenditures		5800	6,000.00	16,000.00	2,606.00	16,000.00	0.00	0.0%
Communications		5900	0.00	0.00	0.00	0.00	0.00	0.0%
TOTAL, SERVICES AND OTHER OPERATING EXPENDITURES			54,000.00	64,000.00	62,033.46	64,000.00	0.00	0.0%
CAPITAL OUTLAY								
Buildings and Improvements of Buildings		6200	0.00	0.00	0.00	0.00	0.00	0.0%
Equipment		6400	0.00	0.00	0.00	0.00	0.00	0.0%
Equipment Replacement		6500	0.00	0.00	0.00	0.00	0.00	0.0%
TOTAL, CAPITAL OUTLAY			0.00	0.00	0.00	0.00	0.00	0.0%
OTHER OUTGO (excluding Transfers of Indirect Costs)								
Debt Service								
Debt Service - Interest		7438	0.00	0.00	0.00	0.00	0.00	0.0%
Other Debt Service - Principal		7439	0.00	0.00	0.00	0.00	0.00	0.0%
TOTAL, OTHER OUTGO (excluding Transfers of Indirect Costs)			0.00	0.00	0.00	0.00	0.00	0.0%
OTHER OUTGO - TRANSFERS OF INDIRECT COSTS								
Transfers of Indirect Costs - Interfund		7350	20,000.00	20,000.00	0.00	20,000.00	0.00	0.0%
TOTAL, OTHER OUTGO - TRANSFERS OF INDIRECT COSTS			20,000.00	20,000.00	0.00	20,000.00	0.00	0.0%
TOTAL, EXPENDITURES			758,532.00	775,644.00	383,920.56	775,644.00		

Description	Resource Codes	Object Codes	Original Budget (A)	Board Approved Operating Budget (B)	Actuals To Date (C)	Projected Year Totals (D)	Difference (Col B & D) (E)	% Diff Column B & D (F)
INTERFUND TRANSFERS								
INTERFUND TRANSFERS IN								
From: General Fund		8916	35,000.00	35,000.00	0.00	35,000.00	0.00	0.0%
Other Authorized Interfund Transfers In		8919	0.00	0.00	0.00	0.00	0.00	0.0%
(a) TOTAL, INTERFUND TRANSFERS IN			35,000.00	35,000.00	0.00	35,000.00	0.00	0.0%
INTERFUND TRANSFERS OUT								
Other Authorized Interfund Transfers Out		7619	0.00	0.00	0.00	0.00	0.00	0.0%
(b) TOTAL, INTERFUND TRANSFERS OUT			0.00	0.00	0.00	0.00	0.00	0.0%
OTHER SOURCES/USES								
SOURCES								
Other Sources								
Transfers from Funds of Lapsed/Reorganized LEAs		8965	0.00	0.00	0.00	0.00	0.00	0.0%
Long-Term Debt Proceeds								
Proceeds from Capital Leases		8972	0.00	0.00	0.00	0.00	0.00	0.0%
All Other Financing Sources		8979	0.00	0.00	0.00	0.00	0.00	0.0%
(c) TOTAL, SOURCES			0.00	0.00	0.00	0.00	0.00	0.0%
USES								
Transfers of Funds from Lapsed/Reorganized LEAs		7651	0.00	0.00	0.00	0.00	0.00	0.0%
All Other Financing Uses		7699	0.00	0.00	0.00	0.00	0.00	0.0%
(d) TOTAL, USES			0.00	0.00	0.00	0.00	0.00	0.0%
CONTRIBUTIONS								
Contributions from Unrestricted Revenues		8980	0.00	0.00	0.00	0.00	0.00	0.0%
Contributions from Restricted Revenues		8990	0.00	0.00	0.00	0.00	0.00	0.0%
(e) TOTAL, CONTRIBUTIONS			0.00	0.00	0.00	0.00	0.00	0.0%
TOTAL, OTHER FINANCING SOURCES/USES								
(a - b + c - d + e)			35,000.00	35,000.00	0.00	35,000.00		

Resource	Description	2015/16
		Projected Year Totals
5310	Child Nutrition: School Programs (e.g., School Lunch, School	107,490.81
Total, Restricted Balance		107,490.81

2015-16 Second Interim
Building Fund
Revenues, Expenditures, and Changes in Fund Balance

Description	Resource Codes	Object Codes	Original Budget (A)	Board Approved Operating Budget (B)	Actuals To Date (C)	Projected Year Totals (D)	Difference (Col B & D) (E)	% Diff Column B & D (F)
A. REVENUES								
1) LCFF Sources		8010-8099	0.00	0.00	0.00	0.00	0.00	0.0%
2) Federal Revenue		8100-8299	0.00	0.00	0.00	0.00	0.00	0.0%
3) Other State Revenue		8300-8599	0.00	0.00	0.00	0.00	0.00	0.0%
4) Other Local Revenue		8600-8799	100,000.00	100,000.00	10,232.43	100,000.00	0.00	0.0%
5) TOTAL, REVENUES			100,000.00	100,000.00	10,232.43	100,000.00		
B. EXPENDITURES								
1) Certificated Salaries		1000-1999	0.00	0.00	0.00	0.00	0.00	0.0%
2) Classified Salaries		2000-2999	0.00	0.00	0.00	0.00	0.00	0.0%
3) Employee Benefits		3000-3999	0.00	0.00	0.00	0.00	0.00	0.0%
4) Books and Supplies		4000-4999	0.00	0.00	0.00	0.00	0.00	0.0%
5) Services and Other Operating Expenditures		5000-5999	0.00	0.00	0.00	0.00	0.00	0.0%
6) Capital Outlay		6000-6999	100,000.00	5,700,000.00	579,637.61	5,700,000.00	0.00	0.0%
7) Other Outgo (excluding Transfers of Indirect Costs)		7100-7299, 7400-7499	0.00	0.00	0.00	0.00	0.00	0.0%
8) Other Outgo - Transfers of Indirect Costs		7300-7399	0.00	0.00	0.00	0.00	0.00	0.0%
9) TOTAL, EXPENDITURES			100,000.00	5,700,000.00	579,637.61	5,700,000.00		
C. EXCESS (DEFICIENCY) OF REVENUES OVER EXPENDITURES BEFORE OTHER FINANCING SOURCES AND USES (A5 - B9)			0.00	(5,600,000.00)	(569,405.18)	(5,600,000.00)		
D. OTHER FINANCING SOURCES/USES								
1) Interfund Transfers								
a) Transfers In		8900-8929	0.00	0.00	0.00	0.00	0.00	0.0%
b) Transfers Out		7600-7629	0.00	0.00	0.00	0.00	0.00	0.0%
2) Other Sources/Uses								
a) Sources		8930-8979	0.00	0.00	0.00	0.00	0.00	0.0%
b) Uses		7630-7699	0.00	0.00	0.00	0.00	0.00	0.0%
3) Contributions		8980-8999	0.00	0.00	0.00	0.00	0.00	0.0%
4) TOTAL, OTHER FINANCING SOURCES/USES			0.00	0.00	0.00	0.00		

Description	Resource Codes	Object Codes	Original Budget (A)	Board Approved Operating Budget (B)	Actuals To Date (C)	Projected Year Totals (D)	Difference (Col B & D) (E)	% Diff Column B & D (F)
E. NET INCREASE (DECREASE) IN FUND BALANCE (C + D4)			0.00	(5,600,000.00)	(569,405.18)	(5,600,000.00)		
F. FUND BALANCE, RESERVES								
1) Beginning Fund Balance								
a) As of July 1 - Unaudited		9791	5,707,828.16	5,707,828.16		5,707,828.16	0.00	0.0%
b) Audit Adjustments		9793	0.00	0.00		0.00	0.00	0.0%
c) As of July 1 - Audited (F1a + F1b)			5,707,828.16	5,707,828.16		5,707,828.16		
d) Other Restatements		9795	0.00	0.00		0.00	0.00	0.0%
e) Adjusted Beginning Balance (F1c + F1d)			5,707,828.16	5,707,828.16		5,707,828.16		
2) Ending Balance, June 30 (E + F1e)			5,707,828.16	107,828.16		107,828.16		
Components of Ending Fund Balance								
a) Nonspendable								
Revolving Cash		9711	0.00	0.00		0.00		
Stores		9712	0.00	0.00		0.00		
Prepaid Expenditures		9713	0.00	0.00		0.00		
All Others		9719	0.00	0.00		0.00		
b) Legally Restricted Balance		9740	0.00	0.00		0.00		
c) Committed								
Stabilization Arrangements		9750	0.00	0.00		0.00		
Other Commitments		9760	5,707,828.16	107,828.16		107,828.16		
d) Assigned								
Other Assignments		9780	0.00	0.00		0.00		
e) Unassigned/Unappropriated								
Reserve for Economic Uncertainties		9789	0.00	0.00		0.00		
Unassigned/Unappropriated Amount		9790	0.00	0.00		0.00		

2015-16 Second Interim
Building Fund
Revenues, Expenditures, and Changes in Fund Balance

Description	Resource Codes	Object Codes	Original Budget (A)	Board Approved Operating Budget (B)	Actuals To Date (C)	Projected Year Totals (D)	Difference (Col B & D) (E)	% Diff Column B & D (F)
FEDERAL REVENUE								
FEMA		8281	0.00	0.00	0.00	0.00	0.00	0.0%
All Other Federal Revenue		8290	0.00	0.00	0.00	0.00	0.00	0.0%
TOTAL, FEDERAL REVENUE			0.00	0.00	0.00	0.00	0.00	0.0%
OTHER STATE REVENUE								
Tax Relief Subventions Restricted Levies - Other								
Homeowners' Exemptions		8575	0.00	0.00	0.00	0.00	0.00	0.0%
Other Subventions/In-Lieu Taxes		8576	0.00	0.00	0.00	0.00	0.00	0.0%
All Other State Revenue		8590	0.00	0.00	0.00	0.00	0.00	0.0%
TOTAL, OTHER STATE REVENUE			0.00	0.00	0.00	0.00	0.00	0.0%
OTHER LOCAL REVENUE								
County and District Taxes								
Other Restricted Levies Secured Roll		8615	0.00	0.00	0.00	0.00	0.00	0.0%
Unsecured Roll		8616	0.00	0.00	0.00	0.00	0.00	0.0%
Prior Years' Taxes		8617	0.00	0.00	0.00	0.00	0.00	0.0%
Supplemental Taxes		8618	0.00	0.00	0.00	0.00	0.00	0.0%
Non-Ad Valorem Taxes Parcel Taxes		8621	0.00	0.00	0.00	0.00	0.00	0.0%
Other		8622	0.00	0.00	0.00	0.00	0.00	0.0%
Community Redevelopment Funds Not Subject to LCFF Deduction		8625	0.00	0.00	0.00	0.00	0.00	0.0%
Penalties and Interest from Delinquent Non-LCFF Taxes		8629	0.00	0.00	0.00	0.00	0.00	0.0%
Sales Sale of Equipment/Supplies		8631	0.00	0.00	0.00	0.00	0.00	0.0%
Leases and Rentals		8650	0.00	0.00	0.00	0.00	0.00	0.0%
Interest		8660	100,000.00	100,000.00	10,232.43	100,000.00	0.00	0.0%
Net Increase (Decrease) in the Fair Value of Investments		8662	0.00	0.00	0.00	0.00	0.00	0.0%
Other Local Revenue								
All Other Local Revenue		8699	0.00	0.00	0.00	0.00	0.00	0.0%
All Other Transfers In from All Others		8799	0.00	0.00	0.00	0.00	0.00	0.0%
TOTAL, OTHER LOCAL REVENUE			100,000.00	100,000.00	10,232.43	100,000.00	0.00	0.0%
TOTAL REVENUES			100,000.00	100,000.00	10,232.43	100,000.00		

2015-16 Second Interim
Building Fund
Revenues, Expenditures, and Changes in Fund Balance

Description	Resource Codes	Object Codes	Original Budget (A)	Board Approved Operating Budget (B)	Actuals To Date (C)	Projected Year Totals (D)	Difference (Col B & D) (E)	% Diff Column B & D (F)
CLASSIFIED SALARIES								
Classified Support Salaries		2200	0.00	0.00	0.00	0.00	0.00	0.0%
Classified Supervisors' and Administrators' Salaries		2300	0.00	0.00	0.00	0.00	0.00	0.0%
Clerical, Technical and Office Salaries		2400	0.00	0.00	0.00	0.00	0.00	0.0%
Other Classified Salaries		2900	0.00	0.00	0.00	0.00	0.00	0.0%
TOTAL, CLASSIFIED SALARIES			0.00	0.00	0.00	0.00	0.00	0.0%
EMPLOYEE BENEFITS								
STRS		3101-3102	0.00	0.00	0.00	0.00	0.00	0.0%
PERS		3201-3202	0.00	0.00	0.00	0.00	0.00	0.0%
OASDI/Medicare/Alternative		3301-3302	0.00	0.00	0.00	0.00	0.00	0.0%
Health and Welfare Benefits		3401-3402	0.00	0.00	0.00	0.00	0.00	0.0%
Unemployment Insurance		3501-3502	0.00	0.00	0.00	0.00	0.00	0.0%
Workers' Compensation		3601-3602	0.00	0.00	0.00	0.00	0.00	0.0%
OPEB, Allocated		3701-3702	0.00	0.00	0.00	0.00	0.00	0.0%
OPEB, Active Employees		3751-3752	0.00	0.00	0.00	0.00	0.00	0.0%
Other Employee Benefits		3901-3902	0.00	0.00	0.00	0.00	0.00	0.0%
TOTAL, EMPLOYEE BENEFITS			0.00	0.00	0.00	0.00	0.00	0.0%
BOOKS AND SUPPLIES								
Books and Other Reference Materials		4200	0.00	0.00	0.00	0.00	0.00	0.0%
Materials and Supplies		4300	0.00	0.00	0.00	0.00	0.00	0.0%
Noncapitalized Equipment		4400	0.00	0.00	0.00	0.00	0.00	0.0%
TOTAL, BOOKS AND SUPPLIES			0.00	0.00	0.00	0.00	0.00	0.0%
SERVICES AND OTHER OPERATING EXPENDITURES								
Subagreements for Services		5100	0.00	0.00	0.00	0.00	0.00	0.0%
Travel and Conferences		5200	0.00	0.00	0.00	0.00	0.00	0.0%
Insurance		5400-5450	0.00	0.00	0.00	0.00	0.00	0.0%
Operations and Housekeeping Services		5500	0.00	0.00	0.00	0.00	0.00	0.0%
Rentals, Leases, Repairs, and Noncapitalized Improvements		5600	0.00	0.00	0.00	0.00	0.00	0.0%
Transfers of Direct Costs		5710	0.00	0.00	0.00	0.00	0.00	0.0%
Transfers of Direct Costs - Interfund		5750	0.00	0.00	0.00	0.00	0.00	0.0%
Professional/Consulting Services and Operating Expenditures		5800	0.00	0.00	0.00	0.00	0.00	0.0%
Communications		5900	0.00	0.00	0.00	0.00	0.00	0.0%
TOTAL, SERVICES AND OTHER OPERATING EXPENDITURES			0.00	0.00	0.00	0.00	0.00	0.0%

2015-16 Second Interim
Building Fund
Revenues, Expenditures, and Changes in Fund Balance

Description	Resource Codes	Object Codes	Original Budget (A)	Board Approved Operating Budget (B)	Actuals To Date (C)	Projected Year Totals (D)	Difference (Col B & D) (E)	% Diff Column B & D (F)
CAPITAL OUTLAY								
Land		6100	0.00	0.00	0.00	0.00	0.00	0.0%
Land Improvements		6170	0.00	0.00	0.00	0.00	0.00	0.0%
Buildings and Improvements of Buildings		6200	100,000.00	5,700,000.00	565,803.88	5,700,000.00	0.00	0.0%
Books and Media for New School Libraries or Major Expansion of School Libraries		6300	0.00	0.00	0.00	0.00	0.00	0.0%
Equipment		6400	0.00	0.00	13,833.73	0.00	0.00	0.0%
Equipment Replacement		6500	0.00	0.00	0.00	0.00	0.00	0.0%
TOTAL, CAPITAL OUTLAY			100,000.00	5,700,000.00	579,637.61	5,700,000.00	0.00	0.0%
OTHER OUTGO (excluding Transfers of Indirect Costs)								
Other Transfers Out								
All Other Transfers Out to All Others		7299	0.00	0.00	0.00	0.00	0.00	0.0%
Debt Service								
Repayment of State School Building Fund Aid - Proceeds from Bonds		7435	0.00	0.00	0.00	0.00	0.00	0.0%
Debt Service - Interest		7438	0.00	0.00	0.00	0.00	0.00	0.0%
Other Debt Service - Principal		7439	0.00	0.00	0.00	0.00	0.00	0.0%
TOTAL, OTHER OUTGO (excluding Transfers of Indirect Costs)			0.00	0.00	0.00	0.00	0.00	0.0%
TOTAL, EXPENDITURES			100,000.00	5,700,000.00	579,637.61	5,700,000.00		

Description	Resource Codes	Object Codes	Original Budget (A)	Board Approved Operating Budget (B)	Actuals To Date (C)	Projected Year Totals (D)	Difference (Col B & D) (E)	% Diff Column B & D (F)
INTERFUND TRANSFERS								
INTERFUND TRANSFERS IN								
Other Authorized Interfund Transfers In		8919	0.00	0.00	0.00	0.00	0.00	0.0%
(a) TOTAL, INTERFUND TRANSFERS IN			0.00	0.00	0.00	0.00	0.00	0.0%
INTERFUND TRANSFERS OUT								
To: State School Building Fund/ County School Facilities Fund		7613	0.00	0.00	0.00	0.00	0.00	0.0%
Other Authorized Interfund Transfers Out		7619	0.00	0.00	0.00	0.00	0.00	0.0%
(b) TOTAL, INTERFUND TRANSFERS OUT			0.00	0.00	0.00	0.00	0.00	0.0%
OTHER SOURCES/USES								
SOURCES								
Proceeds								
Proceeds from Sale of Bonds		8951	0.00	0.00	0.00	0.00	0.00	0.0%
Proceeds from Sale/Lease- Purchase of Land/Buildings		8953	0.00	0.00	0.00	0.00	0.00	0.0%
Other Sources								
County School Building Aid		8961	0.00	0.00	0.00	0.00	0.00	0.0%
Transfers from Funds of Lapsed/Reorganized LEAs		8965	0.00	0.00	0.00	0.00	0.00	0.0%
Long-Term Debt Proceeds								
Proceeds from Certificates of Participation		8971	0.00	0.00	0.00	0.00	0.00	0.0%
Proceeds from Capital Leases		8972	0.00	0.00	0.00	0.00	0.00	0.0%
Proceeds from Lease Revenue Bonds		8973	0.00	0.00	0.00	0.00	0.00	0.0%
All Other Financing Sources		8979	0.00	0.00	0.00	0.00	0.00	0.0%
(c) TOTAL, SOURCES			0.00	0.00	0.00	0.00	0.00	0.0%
USES								
Transfers of Funds from Lapsed/Reorganized LEAs		7651	0.00	0.00	0.00	0.00	0.00	0.0%
All Other Financing Uses		7699	0.00	0.00	0.00	0.00	0.00	0.0%
(d) TOTAL, USES			0.00	0.00	0.00	0.00	0.00	0.0%
CONTRIBUTIONS								
Contributions from Unrestricted Revenues		8980	0.00	0.00	0.00	0.00	0.00	0.0%
Contributions from Restricted Revenues		8990	0.00	0.00	0.00	0.00	0.00	0.0%
(e) TOTAL, CONTRIBUTIONS			0.00	0.00	0.00	0.00	0.00	0.0%
TOTAL, OTHER FINANCING SOURCES/USES (a - b + c - d + e)			0.00	0.00	0.00	0.00		

Resource	Description	2015/16 Projected Year Totals
Total, Restricted Balance		0.00

Description	Resource Codes	Object Codes	Original Budget (A)	Board Approved Operating Budget (B)	Actuals To Date (C)	Projected Year Totals (D)	Difference (Col B & D) (E)	% Diff Column B & D (F)
A. REVENUES								
1) LCFF Sources		8010-8099	0.00	0.00	0.00	0.00	0.00	0.0%
2) Federal Revenue		8100-8299	0.00	0.00	0.00	0.00	0.00	0.0%
3) Other State Revenue		8300-8599	0.00	0.00	0.00	0.00	0.00	0.0%
4) Other Local Revenue		8600-8799	150,000.00	150,000.00	10,220.74	150,000.00	0.00	0.0%
5) TOTAL REVENUES			150,000.00	150,000.00	10,220.74	150,000.00		
B. EXPENDITURES								
1) Certificated Salaries		1000-1999	0.00	0.00	0.00	0.00	0.00	0.0%
2) Classified Salaries		2000-2999	0.00	0.00	0.00	0.00	0.00	0.0%
3) Employee Benefits		3000-3999	0.00	0.00	0.00	0.00	0.00	0.0%
4) Books and Supplies		4000-4999	0.00	0.00	4,125.00	0.00	0.00	0.0%
5) Services and Other Operating Expenditures		5000-5999	95,000.00	95,000.00	8,156.25	95,000.00	0.00	0.0%
6) Capital Outlay		6000-6999	30,000.00	1,205,000.00	2,550.45	1,205,000.00	0.00	0.0%
7) Other Outgo (excluding Transfers of Indirect Costs)		7100-7299, 7400-7499	0.00	0.00	0.00	0.00	0.00	0.0%
8) Other Outgo - Transfers of Indirect Costs		7300-7399	0.00	0.00	0.00	0.00	0.00	0.0%
9) TOTAL EXPENDITURES			125,000.00	1,300,000.00	14,831.70	1,300,000.00		
C. EXCESS (DEFICIENCY) OF REVENUES OVER EXPENDITURES BEFORE OTHER FINANCING SOURCES AND USES (A5 - B9)			25,000.00	(1,150,000.00)	(4,610.96)	(1,150,000.00)		
D. OTHER FINANCING SOURCES/USES								
1) Interfund Transfers								
a) Transfers In		8900-8929	0.00	0.00	0.00	0.00	0.00	0.0%
b) Transfers Out		7600-7629	0.00	0.00	0.00	0.00	0.00	0.0%
2) Other Sources/Uses								
a) Sources		8930-8979	0.00	0.00	0.00	0.00	0.00	0.0%
b) Uses		7630-7699	0.00	0.00	0.00	0.00	0.00	0.0%
3) Contributions		8980-8999	0.00	0.00	0.00	0.00	0.00	0.0%
4) TOTAL OTHER FINANCING SOURCES/USES			0.00	0.00	0.00	0.00		

2015-16 Second Interim
Capital Facilities Fund
Revenues, Expenditures, and Changes in Fund Balance

Description	Resource Codes	Object Codes	Original Budget (A)	Board Approved Operating Budget (B)	Actuals To Date (C)	Projected Year Totals (D)	Difference (Col B & D) (E)	% Diff Column B & D (F)
E. NET INCREASE (DECREASE) IN FUND BALANCE (C + D4)			25,000.00	(1,150,000.00)	(4,610.96)	(1,150,000.00)		
F. FUND BALANCE, RESERVES								
1) Beginning Fund Balance								
a) As of July 1 - Unaudited		9791	1,325,061.61	1,325,061.61		1,325,061.61	0.00	0.0%
b) Audit Adjustments		9793	0.00	0.00		0.00	0.00	0.0%
c) As of July 1 - Audited (F1a + F1b)			1,325,061.61	1,325,061.61		1,325,061.61		
d) Other Restatements		9795	0.00	0.00		0.00	0.00	0.0%
e) Adjusted Beginning Balance (F1c + F1d)			1,325,061.61	1,325,061.61		1,325,061.61		
2) Ending Balance, June 30 (E + F1e)			1,350,061.61	175,061.61		175,061.61		
Components of Ending Fund Balance								
a) Nonspendable								
Revolving Cash		9711	0.00	0.00		0.00		
Stores		9712	0.00	0.00		0.00		
Prepaid Expenditures		9713	0.00	0.00		0.00		
All Others		9719	0.00	0.00		0.00		
b) Legally Restricted Balance		9740	0.00	0.00		0.00		
c) Committed								
Stabilization Arrangements		9750	0.00	0.00		0.00		
Other Commitments		9760	1,350,061.61	175,061.61		175,061.61		
d) Assigned								
Other Assignments		9780	0.00	0.00		0.00		
e) Unassigned/Unappropriated								
Reserve for Economic Uncertainties		9789	0.00	0.00		0.00		
Unassigned/Unappropriated Amount		9790	0.00	0.00		0.00		

2015-16 Second Interim
Capital Facilities Fund
Revenues, Expenditures, and Changes in Fund Balance

Description	Resource Codes	Object Codes	Original Budget (A)	Board Approved Operating Budget (B)	Actuals To Date (C)	Projected Year Totals (D)	Difference (Col B & D) (E)	% Diff Column B & D (F)
OTHER STATE REVENUE								
Tax Relief Subventions								
Restricted Levies - Other								
Homeowners' Exemptions		8575	0.00	0.00	0.00	0.00	0.00	0.0%
Other Subventions/In-Lieu Taxes		8576	0.00	0.00	0.00	0.00	0.00	0.0%
All Other State Revenue		8590	0.00	0.00	0.00	0.00	0.00	0.0%
TOTAL, OTHER STATE REVENUE			0.00	0.00	0.00	0.00	0.00	0.0%
OTHER LOCAL REVENUE								
County and District Taxes								
Other Restricted Levies								
Secured Roll		8615	0.00	0.00	0.00	0.00	0.00	0.0%
Unsecured Roll		8616	0.00	0.00	0.00	0.00	0.00	0.0%
Prior Years' Taxes		8617	0.00	0.00	0.00	0.00	0.00	0.0%
Supplemental Taxes		8618	0.00	0.00	0.00	0.00	0.00	0.0%
Non-Ad Valorem Taxes								
Parcel Taxes		8621	0.00	0.00	0.00	0.00	0.00	0.0%
Other		8622	0.00	0.00	0.00	0.00	0.00	0.0%
Community Redevelopment Funds								
Not Subject to LCFF Deduction		8625	0.00	0.00	0.00	0.00	0.00	0.0%
Penalties and Interest from Delinquent								
Non-LCFF Taxes		8629	0.00	0.00	0.00	0.00	0.00	0.0%
Sales								
Sale of Equipment/Supplies		8631	0.00	0.00	0.00	0.00	0.00	0.0%
Interest		8660	75,000.00	75,000.00	2,607.28	75,000.00	0.00	0.0%
Net Increase (Decrease) in the Fair Value of Investments		8662	0.00	0.00	0.00	0.00	0.00	0.0%
Fees and Contracts								
Mitigation/Developer Fees		8681	75,000.00	75,000.00	7,613.46	75,000.00	0.00	0.0%
Other Local Revenue								
All Other Local Revenue		8699	0.00	0.00	0.00	0.00	0.00	0.0%
All Other Transfers In from All Others		8799	0.00	0.00	0.00	0.00	0.00	0.0%
TOTAL, OTHER LOCAL REVENUE			150,000.00	150,000.00	10,220.74	150,000.00	0.00	0.0%
TOTAL REVENUES			150,000.00	150,000.00	10,220.74	150,000.00		

2015-16 Second Interim
Capital Facilities Fund
Revenues, Expenditures, and Changes in Fund Balance

Description	Resource Codes	Object Codes	Original Budget (A)	Board Approved Operating Budget (B)	Actuals To Date (C)	Projected Year Totals (D)	Difference (Col B & D) (E)	% Diff Column B & D (F)
CERTIFICATED SALARIES								
Other Certificated Salaries		1900	0.00	0.00	0.00	0.00	0.00	0.0%
TOTAL, CERTIFICATED SALARIES			0.00	0.00	0.00	0.00	0.00	0.0%
CLASSIFIED SALARIES								
Classified Support Salaries		2200	0.00	0.00	0.00	0.00	0.00	0.0%
Classified Supervisors' and Administrators' Salaries		2300	0.00	0.00	0.00	0.00	0.00	0.0%
Clerical, Technical and Office Salaries		2400	0.00	0.00	0.00	0.00	0.00	0.0%
Other Classified Salaries		2900	0.00	0.00	0.00	0.00	0.00	0.0%
TOTAL, CLASSIFIED SALARIES			0.00	0.00	0.00	0.00	0.00	0.0%
EMPLOYEE BENEFITS								
STRS		3101-3102	0.00	0.00	0.00	0.00	0.00	0.0%
PERS		3201-3202	0.00	0.00	0.00	0.00	0.00	0.0%
OASDI/Medicare/Alternative		3301-3302	0.00	0.00	0.00	0.00	0.00	0.0%
Health and Welfare Benefits		3401-3402	0.00	0.00	0.00	0.00	0.00	0.0%
Unemployment Insurance		3501-3502	0.00	0.00	0.00	0.00	0.00	0.0%
Workers' Compensation		3601-3602	0.00	0.00	0.00	0.00	0.00	0.0%
OPEB, Allocated		3701-3702	0.00	0.00	0.00	0.00	0.00	0.0%
OPEB, Active Employees		3751-3752	0.00	0.00	0.00	0.00	0.00	0.0%
Other Employee Benefits		3901-3902	0.00	0.00	0.00	0.00	0.00	0.0%
TOTAL, EMPLOYEE BENEFITS			0.00	0.00	0.00	0.00	0.00	0.0%
BOOKS AND SUPPLIES								
Approved Textbooks and Core Curricula Materials		4100	0.00	0.00	0.00	0.00	0.00	0.0%
Books and Other Reference Materials		4200	0.00	0.00	0.00	0.00	0.00	0.0%
Materials and Supplies		4300	0.00	0.00	0.00	0.00	0.00	0.0%
Noncapitalized Equipment		4400	0.00	0.00	4,125.00	0.00	0.00	0.0%
TOTAL, BOOKS AND SUPPLIES			0.00	0.00	4,125.00	0.00	0.00	0.0%
SERVICES AND OTHER OPERATING EXPENDITURES								
Subagreements for Services		5100	0.00	0.00	0.00	0.00	0.00	0.0%
Travel and Conferences		5200	0.00	0.00	0.00	0.00	0.00	0.0%
Insurance		5400-5450	0.00	0.00	0.00	0.00	0.00	0.0%
Operations and Housekeeping Services		5500	0.00	0.00	0.00	0.00	0.00	0.0%
Rentals, Leases, Repairs, and Noncapitalized Improvements		5600	35,000.00	35,000.00	0.00	35,000.00	0.00	0.0%
Transfers of Direct Costs		5710	0.00	0.00	0.00	0.00	0.00	0.0%
Transfers of Direct Costs - Interfund		5750	5,000.00	5,000.00	0.00	5,000.00	0.00	0.0%
Professional/Consulting Services and Operating Expenditures		5800	55,000.00	55,000.00	8,156.25	55,000.00	0.00	0.0%
Communications		5900	0.00	0.00	0.00	0.00	0.00	0.0%
TOTAL, SERVICES AND OTHER OPERATING EXPENDITURES			95,000.00	95,000.00	8,156.25	95,000.00	0.00	0.0%

2015-16 Second Interim
Capital Facilities Fund
Revenues, Expenditures, and Changes in Fund Balance

Description	Resource Codes	Object Codes	Original Budget (A)	Board Approved Operating Budget (B)	Actuals To Date (C)	Projected Year Totals (D)	Difference (Col B & D) (E)	% Diff Column B & D (F)
CAPITAL OUTLAY								
Land		6100	0.00	0.00	0.00	0.00	0.00	0.0%
Land Improvements		6170	0.00	0.00	0.00	0.00	0.00	0.0%
Buildings and Improvements of Buildings		6200	30,000.00	1,205,000.00	2,550.45	1,205,000.00	0.00	0.0%
Books and Media for New School Libraries or Major Expansion of School Libraries		6300	0.00	0.00	0.00	0.00	0.00	0.0%
Equipment		6400	0.00	0.00	0.00	0.00	0.00	0.0%
Equipment Replacement		6500	0.00	0.00	0.00	0.00	0.00	0.0%
TOTAL, CAPITAL OUTLAY			30,000.00	1,205,000.00	2,550.45	1,205,000.00	0.00	0.0%
OTHER OUTGO (excluding Transfers of Indirect Costs)								
Other Transfers Out								
All Other Transfers Out to All Others		7299	0.00	0.00	0.00	0.00	0.00	0.0%
Debt Service								
Debt Service - Interest		7438	0.00	0.00	0.00	0.00	0.00	0.0%
Other Debt Service - Principal		7439	0.00	0.00	0.00	0.00	0.00	0.0%
TOTAL, OTHER OUTGO (excluding Transfers of Indirect Costs)			0.00	0.00	0.00	0.00	0.00	0.0%
TOTAL, EXPENDITURES			125,000.00	1,300,000.00	14,831.70	1,300,000.00		

2015-16 Second Interim
Capital Facilities Fund
Revenues, Expenditures, and Changes in Fund Balance

Description	Resource Codes	Object Codes	Original Budget (A)	Board Approved Operating Budget (B)	Actuals To Date (C)	Projected Year Totals (D)	Difference (Col B & D) (E)	% Diff Column B & D (F)
INTERFUND TRANSFERS								
INTERFUND TRANSFERS IN								
Other Authorized Interfund Transfers In		8919	0.00	0.00	0.00	0.00	0.00	0.0%
(a) TOTAL, INTERFUND TRANSFERS IN			0.00	0.00	0.00	0.00	0.00	0.0%
INTERFUND TRANSFERS OUT								
To: State School Building Fund/ County School Facilities Fund		7613	0.00	0.00	0.00	0.00	0.00	0.0%
Other Authorized Interfund Transfers Out		7619	0.00	0.00	0.00	0.00	0.00	0.0%
(b) TOTAL, INTERFUND TRANSFERS OUT			0.00	0.00	0.00	0.00	0.00	0.0%
OTHER SOURCES/USES								
SOURCES								
Proceeds								
Proceeds from Sale/Lease- Purchase of Land/Buildings		8953	0.00	0.00	0.00	0.00	0.00	0.0%
Other Sources								
Transfers from Funds of Lapsed/Reorganized LEAs		8965	0.00	0.00	0.00	0.00	0.00	0.0%
Long-Term Debt Proceeds								
Proceeds from Certificates of Participation		8971	0.00	0.00	0.00	0.00	0.00	0.0%
Proceeds from Capital Leases		8972	0.00	0.00	0.00	0.00	0.00	0.0%
Proceeds from Lease Revenue Bonds		8973	0.00	0.00	0.00	0.00	0.00	0.0%
All Other Financing Sources		8979	0.00	0.00	0.00	0.00	0.00	0.0%
(c) TOTAL, SOURCES			0.00	0.00	0.00	0.00	0.00	0.0%
USES								
Transfers of Funds from Lapsed/Reorganized LEAs		7651	0.00	0.00	0.00	0.00	0.00	0.0%
All Other Financing Uses		7699	0.00	0.00	0.00	0.00	0.00	0.0%
(d) TOTAL, USES			0.00	0.00	0.00	0.00	0.00	0.0%
CONTRIBUTIONS								
Contributions from Unrestricted Revenues		8980	0.00	0.00	0.00	0.00	0.00	0.0%
Contributions from Restricted Revenues		8990	0.00	0.00	0.00	0.00	0.00	0.0%
(e) TOTAL, CONTRIBUTIONS			0.00	0.00	0.00	0.00	0.00	0.0%
TOTAL, OTHER FINANCING SOURCES/USES (a - b + c - d + e)			0.00	0.00	0.00	0.00		

Resource	Description	2015/16 Projected Year Totals
Total, Restricted Balance		
		0.00

Description	Resource Codes	Object Codes	Original Budget (A)	Board Approved Operating Budget (B)	Actuals To Date (C)	Projected Year Totals (D)	Difference (Col B & D) (E)	% Diff Column B & D (F)
A. REVENUES								
1) LCFF Sources		8010-8099	0.00	0.00	0.00	0.00	0.00	0.0%
2) Federal Revenue		8100-8299	0.00	0.00	0.00	0.00	0.00	0.0%
3) Other State Revenue		8300-8599	0.00	0.00	2,003.14	0.00	0.00	0.0%
4) Other Local Revenue		8600-8799	500,500.00	500,500.00	113,114.24	500,500.00	0.00	0.0%
5) TOTAL, REVENUES			500,500.00	500,500.00	115,117.38	500,500.00		
B. EXPENDITURES								
1) Certificated Salaries		1000-1999	0.00	0.00	0.00	0.00	0.00	0.0%
2) Classified Salaries		2000-2999	0.00	0.00	0.00	0.00	0.00	0.0%
3) Employee Benefits		3000-3999	0.00	0.00	0.00	0.00	0.00	0.0%
4) Books and Supplies		4000-4999	0.00	0.00	0.00	0.00	0.00	0.0%
5) Services and Other Operating Expenditures		5000-5999	0.00	0.00	0.00	0.00	0.00	0.0%
6) Capital Outlay		6000-6999	0.00	0.00	0.00	0.00	0.00	0.0%
7) Other Outgo (excluding Transfers of Indirect Costs)		7100-7299, 7400-7499	410,000.00	410,000.00	0.00	410,000.00	0.00	0.0%
8) Other Outgo - Transfers of Indirect Costs		7300-7399	0.00	0.00	0.00	0.00	0.00	0.0%
9) TOTAL, EXPENDITURES			410,000.00	410,000.00	0.00	410,000.00		
C. EXCESS (DEFICIENCY) OF REVENUES OVER EXPENDITURES BEFORE OTHER FINANCING SOURCES AND USES (A5 - B9)			90,500.00	90,500.00	115,117.38	90,500.00		
D. OTHER FINANCING SOURCES/USES								
1) Interfund Transfers								
a) Transfers In		8900-8929	0.00	0.00	0.00	0.00	0.00	0.0%
b) Transfers Out		7600-7629	0.00	0.00	0.00	0.00	0.00	0.0%
2) Other Sources/Uses								
a) Sources		8930-8979	0.00	0.00	0.00	0.00	0.00	0.0%
b) Uses		7630-7699	0.00	0.00	0.00	0.00	0.00	0.0%
3) Contributions		8980-8999	0.00	0.00	0.00	0.00	0.00	0.0%
4) TOTAL, OTHER FINANCING SOURCES/USES			0.00	0.00	0.00	0.00		

2015-16 Second Interim
Bond Interest and Redemption Fund
Revenues, Expenditures, and Changes in Fund Balance

Description	Resource Codes	Object Codes	Original Budget (A)	Board Approved Operating Budget (B)	Actuals To Date (C)	Projected Year Totals (D)	Difference (Col B & D) (E)	% Diff Column B & D (F)
E. NET INCREASE (DECREASE) IN FUND BALANCE (C + D4)			90,500.00	90,500.00	115,117.38	90,500.00		
F. FUND BALANCE, RESERVES								
1) Beginning Fund Balance								
a) As of July 1 - Unaudited		9791	334,634.70	334,634.70		334,634.70	0.00	0.0%
b) Audit Adjustments		9793	0.00	0.00		0.00	0.00	0.0%
c) As of July 1 - Audited (F1a + F1b)			334,634.70	334,634.70		334,634.70		
d) Other Restatements		9795	0.00	0.00		0.00	0.00	0.0%
e) Adjusted Beginning Balance (F1c + F1d)			334,634.70	334,634.70		334,634.70		
2) Ending Balance, June 30 (E + F1e)			425,134.70	425,134.70		425,134.70		
Components of Ending Fund Balance								
a) Nonspendable								
Revolving Cash		9711	0.00	0.00		0.00		
Stores		9712	0.00	0.00		0.00		
Prepaid Expenditures		9713	0.00	0.00		0.00		
All Others		9719	0.00	0.00		0.00		
b) Legally Restricted Balance		9740	0.00	0.00		0.00		
c) Committed								
Stabilization Arrangements		9750	0.00	0.00		0.00		
Other Commitments		9760	425,134.70	425,134.70		425,134.70		
d) Assigned								
Other Assignments		9780	0.00	0.00		0.00		
e) Unassigned/Unappropriated								
Reserve for Economic Uncertainties		9789	0.00	0.00		0.00		
Unassigned/Unappropriated Amount		9790	0.00	0.00		0.00		

2015-16 Second Interim
Bond Interest and Redemption Fund
Revenues, Expenditures, and Changes in Fund Balance

Description	Resource Codes	Object Codes	Original Budget (A)	Board Approved Operating Budget (B)	Actuals To Date (C)	Projected Year Totals (D)	Difference (Col B & D) (E)	% Diff Column B & D (F)
FEDERAL REVENUE								
All Other Federal Revenue		8290	0.00	0.00	0.00	0.00	0.00	0.0%
TOTAL, FEDERAL REVENUE			0.00	0.00	0.00	0.00	0.00	0.0%
OTHER STATE REVENUE								
Tax Relief Subventions Voted Indebtedness Levies								
Homeowners' Exemptions		8571	0.00	0.00	1,635.14	0.00	0.00	0.0%
Other Subventions/In-Lieu Taxes		8572	0.00	0.00	368.00	0.00	0.00	0.0%
TOTAL, OTHER STATE REVENUE			0.00	0.00	2,003.14	0.00	0.00	0.0%
OTHER LOCAL REVENUE								
County and District Taxes Voted Indebtedness Levies Secured Roll		8611	500,000.00	500,000.00	113,055.00	500,000.00	0.00	0.0%
Unsecured Roll		8612	0.00	0.00	0.00	0.00	0.00	0.0%
Prior Years' Taxes		8613	0.00	0.00	0.00	0.00	0.00	0.0%
Supplemental Taxes		8614	0.00	0.00	59.24	0.00	0.00	0.0%
Penalties and Interest from Delinquent Non-LCFF Taxes		8629	0.00	0.00	0.00	0.00	0.00	0.0%
Interest		8660	500.00	500.00	0.00	500.00	0.00	0.0%
Net Increase (Decrease) in the Fair Value of Investments		8662	0.00	0.00	0.00	0.00	0.00	0.0%
Other Local Revenue								
All Other Local Revenue		8699	0.00	0.00	0.00	0.00	0.00	0.0%
All Other Transfers In from All Others		8799	0.00	0.00	0.00	0.00	0.00	0.0%
TOTAL, OTHER LOCAL REVENUE			500,500.00	500,500.00	113,114.24	500,500.00	0.00	0.0%
TOTAL, REVENUES			500,500.00	500,500.00	115,117.38	500,500.00		
OTHER OUTGO (excluding Transfers of Indirect Costs)								
Debt Service								
Bond Redemptions		7433	410,000.00	410,000.00	0.00	410,000.00	0.00	0.0%
Bond Interest and Other Service Charges		7434	0.00	0.00	0.00	0.00	0.00	0.0%
Debt Service - Interest		7438	0.00	0.00	0.00	0.00	0.00	0.0%
Other Debt Service - Principal		7439	0.00	0.00	0.00	0.00	0.00	0.0%
TOTAL, OTHER OUTGO (excluding Transfers of Indirect Costs)			410,000.00	410,000.00	0.00	410,000.00	0.00	0.0%
TOTAL, EXPENDITURES			410,000.00	410,000.00	0.00	410,000.00		

Description	Resource Codes	Object Codes	Original Budget (A)	Board Approved Operating Budget (B)	Actuals To Date (C)	Projected Year Totals (D)	Difference (Col B & D) (E)	% Diff Column B & D (F)
INTERFUND TRANSFERS								
INTERFUND TRANSFERS IN								
Other Authorized Interfund Transfers In		8919	0.00	0.00	0.00	0.00	0.00	0.0%
(a) TOTAL, INTERFUND TRANSFERS IN			0.00	0.00	0.00	0.00	0.00	0.0%
INTERFUND TRANSFERS OUT								
To: General Fund		7614	0.00	0.00	0.00	0.00	0.00	0.0%
Other Authorized Interfund Transfers Out		7619	0.00	0.00	0.00	0.00	0.00	0.0%
(b) TOTAL, INTERFUND TRANSFERS OUT			0.00	0.00	0.00	0.00	0.00	0.0%
OTHER SOURCES/USES								
SOURCES								
Other Sources								
Transfers from Funds of Lapsed/Reorganized LEAs		8965	0.00	0.00	0.00	0.00	0.00	0.0%
All Other Financing Sources		8979	0.00	0.00	0.00	0.00	0.00	0.0%
(c) TOTAL, SOURCES			0.00	0.00	0.00	0.00	0.00	0.0%
USES								
Transfers of Funds from Lapsed/Reorganized LEAs		7651	0.00	0.00	0.00	0.00	0.00	0.0%
All Other Financing Uses		7699	0.00	0.00	0.00	0.00	0.00	0.0%
(d) TOTAL, USES			0.00	0.00	0.00	0.00	0.00	0.0%
CONTRIBUTIONS								
Contributions from Unrestricted Revenues		8980	0.00	0.00	0.00	0.00	0.00	0.0%
Contributions from Restricted Revenues		8990	0.00	0.00	0.00	0.00	0.00	0.0%
(e) TOTAL, CONTRIBUTIONS			0.00	0.00	0.00	0.00	0.00	0.0%
TOTAL, OTHER FINANCING SOURCES/USES (a - b + c - d + e)			0.00	0.00	0.00	0.00		

Resource	Description	2015/16
		Projected Year Totals
Total, Restricted Balance		0.00

Description	Object Codes	Projected Year Totals (Form 011) (A)	% Change (Cols. C-A/A) (B)	2016-17 Projection (C)	% Change (Cols. E-C/C) (D)	2017-18 Projection (E)
(Enter projections for subsequent years 1 and 2 in Columns C and E; current year - Column A - is extracted)						
A. REVENUES AND OTHER FINANCING SOURCES						
1. LCFF/Revenue Limit Sources	8010-8099	12,337,120.00	5.71%	13,041,668.00	3.72%	13,527,199.00
2. Federal Revenues	8100-8299	24,138.00	-58.57%	10,000.00	0.00%	10,000.00
3. Other State Revenues	8300-8599	967,879.00	-63.84%	350,000.00	-85.71%	50,000.00
4. Other Local Revenues	8600-8799	267,175.00	-26.54%	196,259.00	-18.95%	159,076.00
5. Other Financing Sources						
a. Transfers In	8900-8929	0.00	0.00%		0.00%	
b. Other Sources	8930-8979	0.00	0.00%		0.00%	
c. Contributions	8980-8999	(1,268,209.22)	1.58%	(1,288,299.08)	7.63%	(1,386,620.08)
6. Total (Sum lines A1 thru A5c)		12,328,102.78	-0.15%	12,309,627.92	0.41%	12,359,654.92
B. EXPENDITURES AND OTHER FINANCING USES						
1. Certificated Salaries						
a. Base Salaries				5,999,640.00		5,923,535.00
b. Step & Column Adjustment				35,000.00		40,000.00
c. Cost-of-Living Adjustment						
d. Other Adjustments				(111,105.00)		
e. Total Certificated Salaries (Sum lines B1a thru B1d)	1000-1999	5,999,640.00	-1.27%	5,923,535.00	0.68%	5,963,535.00
2. Classified Salaries						
a. Base Salaries				1,671,405.32		1,737,525.32
b. Step & Column Adjustment				15,120.00		20,000.00
c. Cost-of-Living Adjustment				51,000.00		
d. Other Adjustments						
e. Total Classified Salaries (Sum lines B2a thru B2d)	2000-2999	1,671,405.32	3.96%	1,737,525.32	1.15%	1,757,525.32
3. Employee Benefits	3000-3999	2,462,734.83	6.09%	2,612,735.00	3.83%	2,712,735.00
4. Books and Supplies	4000-4999	1,028,972.00	-20.46%	818,407.00	0.00%	818,407.00
5. Services and Other Operating Expenditures	5000-5999	848,297.00	-16.47%	708,590.00	6.56%	755,047.00
6. Capital Outlay	6000-6999	250,000.00	-20.00%	200,000.00	-100.00%	
7. Other Outgo (excluding Transfers of Indirect Costs)	7100-7299, 7400-7499	79,045.00	-6.33%	74,045.00	0.00%	74,045.00
8. Other Outgo - Transfers of Indirect Costs	7300-7399	(51,149.00)	0.00%	(51,149.00)	0.00%	(51,149.00)
9. Other Financing Uses						
a. Transfers Out	7600-7629	35,000.00	0.00%	35,000.00	0.00%	35,000.00
b. Other Uses	7630-7699	0.00	0.00%		0.00%	
10. Other Adjustments (Explain in Section F below)						
11. Total (Sum lines B1 thru B10)		12,323,945.15	-2.15%	12,058,688.32	0.05%	12,065,145.32
C. NET INCREASE (DECREASE) IN FUND BALANCE						
(Line A6 minus line B11)		4,157.63		250,939.60		294,509.60
D. FUND BALANCE						
1. Net Beginning Fund Balance (Form 011, line F1e)		1,088,336.09		1,092,493.72		1,343,433.32
2. Ending Fund Balance (Sum lines C and D1)		1,092,493.72		1,343,433.32		1,637,942.92
3. Components of Ending Fund Balance (Form 011)						
a. Nonspendable	9710-9719	30,350.00		30,350.00		30,350.00
b. Restricted	9740					
c. Committed						
1. Stabilization Arrangements	9750	0.00				
2. Other Commitments	9760	313,601.72		581,782.32		871,052.92
d. Assigned	9780	0.00				
e. Unassigned/Unappropriated						
1. Reserve for Economic Uncertainties	9789	748,542.00		731,301.00		736,540.00
2. Unassigned/Unappropriated	9790	0.00		0.00		0.00
f. Total Components of Ending Fund Balance (Line D3f must agree with line D2)		1,092,493.72		1,343,433.32		1,637,942.92

Description	Object Codes	Projected Year Totals (Form 011) (A)	% Change (Cols. C-A/A) (B)	2016-17 Projection (C)	% Change (Cols. E-C/C) (D)	2017-18 Projection (E)
E. AVAILABLE RESERVES						
1. General Fund						
a. Stabilization Arrangements	9750	0.00		0.00		0.00
b. Reserve for Economic Uncertainties	9789	748,542.00		731,301.00		736,540.00
c. Unassigned/Unappropriated	9790	0.00		0.00		0.00
(Enter other reserve projections in Columns C and E for subsequent years 1 and 2; current year - Column A - is extracted)						
2. Special Reserve Fund - Noncapital Outlay (Fund 17)						
a. Stabilization Arrangements	9750	0.00				
b. Reserve for Economic Uncertainties	9789	0.00				
c. Unassigned/Unappropriated	9790	0.00				
3. Total Available Reserves (Sum lines E1a thru E2c)		748,542.00		731,301.00		736,540.00
F. ASSUMPTIONS						
Please provide below or on a separate attachment, the assumptions used to determine the projections for the first and second subsequent fiscal years. Further, please include an explanation for any significant expenditure adjustments projected in lines B1d, B2d, and B10. For additional information, please refer to the Budget Assumptions section of the SACS Financial Reporting Software User Guide.						
The "Other Adj" to Certificated Salaries is savings from Retirements. The same number of positions in 15-16 are projected for 16-17 at this time. District is currently working on adding new staff for 16-17 but no decisions have been made at this. \$300,000 one time funds have been added for 16-17 as that is what is projected in the Governor's budget. No increase or decrease in ADA is projected at this time. The FCMAT calculator has not been updated as of the date of this report so we are using the last one published.						

Description	Object Codes	Projected Year Totals (Form 011) (A)	% Change (Cols. C-A/A) (B)	2016-17 Projection (C)	% Change (Cols. E-C/C) (D)	2017-18 Projection (E)
(Enter projections for subsequent years 1 and 2 in Columns C and E; current year - Column A - is extracted)						
A. REVENUES AND OTHER FINANCING SOURCES						
1. LCFF/Revenue Limit Sources	8010-8099	0.00	0.00%		0.00%	
2. Federal Revenues	8100-8299	444,353.00	-14.59%	379,521.00	0.00%	379,521.00
3. Other State Revenues	8300-8599	804,131.00	10.12%	885,516.00	0.00%	885,516.00
4. Other Local Revenues	8600-8799	17,359.00	-19.35%	14,000.00	0.00%	14,000.00
5. Other Financing Sources						
a. Transfers In	8900-8929	0.00	0.00%		0.00%	
b. Other Sources	8930-8979	0.00	0.00%		0.00%	
c. Contributions	8980-8999	1,268,209.22	1.58%	1,288,299.08	7.63%	1,386,620.08
6. Total (Sum lines A1 thru A5c)		2,534,052.22	1.31%	2,567,336.08	3.83%	2,665,657.08
B. EXPENDITURES AND OTHER FINANCING USES						
1. Certificated Salaries						
a. Base Salaries				349,314.00		354,314.00
b. Step & Column Adjustment				5,000.00		7,407.00
c. Cost-of-Living Adjustment						
d. Other Adjustments						
e. Total Certificated Salaries (Sum lines B1a thru B1d)	1000-1999	349,314.00	1.43%	354,314.00	2.09%	361,721.00
2. Classified Salaries						
a. Base Salaries				428,873.08		443,873.08
b. Step & Column Adjustment				5,000.00		6,199.00
c. Cost-of-Living Adjustment				10,000.00		
d. Other Adjustments						
e. Total Classified Salaries (Sum lines B2a thru B2d)	2000-2999	428,873.08	3.50%	443,873.08	1.40%	450,072.08
3. Employee Benefits	3000-3999	532,267.14	12.00%	596,148.00	9.18%	650,863.00
4. Books and Supplies	4000-4999	242,244.00	-79.36%	50,000.00	0.00%	50,000.00
5. Services and Other Operating Expenditures	5000-5999	355,852.00	0.00%	355,852.00	0.00%	355,852.00
6. Capital Outlay	6000-6999	0.00	0.00%		0.00%	
7. Other Outgo (excluding Transfers of Indirect Costs)	7100-7299, 7400-7499	707,189.00	4.07%	736,000.00	4.08%	766,000.00
8. Other Outgo - Transfers of Indirect Costs	7300-7399	31,149.00	0.00%	31,149.00	0.00%	31,149.00
9. Other Financing Uses						
a. Transfers Out	7600-7629	0.00	0.00%		0.00%	
b. Other Uses	7630-7699	0.00	0.00%		0.00%	
10. Other Adjustments (Explain in Section F below)						
11. Total (Sum lines B1 thru B10)		2,646,888.22	-3.01%	2,567,336.08	3.83%	2,665,657.08
C. NET INCREASE (DECREASE) IN FUND BALANCE						
(Line A6 minus line B11)		(112,836.00)		0.00		0.00
D. FUND BALANCE						
1. Net Beginning Fund Balance (Form 011, line F1e)		112,836.00		0.00		0.00
2. Ending Fund Balance (Sum lines C and D1)		0.00		0.00		0.00
3. Components of Ending Fund Balance (Form 011)						
a. Nonspendable	9710-9719	0.00				
b. Restricted	9740	0.00				
c. Committed						
1. Stabilization Arrangements	9750					
2. Other Commitments	9760					
d. Assigned	9780					
e. Unassigned/Unappropriated						
1. Reserve for Economic Uncertainties	9789					
2. Unassigned/Unappropriated	9790	0.00		0.00		0.00
f. Total Components of Ending Fund Balance						
(Line D3f must agree with line D2)		0.00		0.00		0.00

Description	Object Codes	Projected Year Totals (Form 011) (A)	% Change (Cols. C-A/A) (B)	2016-17 Projection (C)	% Change (Cols. E-C/C) (D)	2017-18 Projection (E)
E. AVAILABLE RESERVES						
1. General Fund						
a. Stabilization Arrangements	9750					
b. Reserve for Economic Uncertainties	9789					
c. Unassigned/Unappropriated Amount	9790					
(Enter current year reserve projections in Column A, and other reserve projections in Columns C and E for subsequent years 1 and 2)						
2. Special Reserve Fund - Noncapital Outlay (Fund 17)						
a. Stabilization Arrangements	9750					
b. Reserve for Economic Uncertainties	9789					
c. Unassigned/Unappropriated	9790					
3. Total Available Reserves (Sum lines E1a thru E2c)						
F. ASSUMPTIONS						
Please provide below or on a separate attachment, the assumptions used to determine the projections for the first and second subsequent fiscal years. Further, please include an explanation for any significant expenditure adjustments projected in lines B1d, B2d, and B10. For additional information, please refer to the Budget Assumptions section of the SACS Financial Reporting Software User Guide.						

Description	Object Codes	Projected Year Totals (Form 011) (A)	% Change (Cols. C-A/A) (B)	2016-17 Projection (C)	% Change (Cols. E-C/C) (D)	2017-18 Projection (E)
(Enter projections for subsequent years 1 and 2 in Columns C and E; current year - Column A - is extracted)						
A. REVENUES AND OTHER FINANCING SOURCES						
1. LCFF/Revenue Limit Sources	8010-8099	12,337,120.00	5.71%	13,041,668.00	3.72%	13,527,199.00
2. Federal Revenues	8100-8299	468,491.00	-16.86%	389,521.00	0.00%	389,521.00
3. Other State Revenues	8300-8599	1,772,010.00	-30.28%	1,235,516.00	-24.28%	935,516.00
4. Other Local Revenues	8600-8799	284,534.00	-26.10%	210,259.00	-17.68%	173,076.00
5. Other Financing Sources						
a. Transfers In	8900-8929	0.00	0.00%	0.00	0.00%	0.00
b. Other Sources	8930-8979	0.00	0.00%	0.00	0.00%	0.00
c. Contributions	8980-8999	0.00	0.00%	0.00	0.00%	0.00
6. Total (Sum lines A1 thru A5c)		14,862,155.00	0.10%	14,876,964.00	1.00%	15,025,312.00
B. EXPENDITURES AND OTHER FINANCING USES						
1. Certificated Salaries						
a. Base Salaries				6,348,954.00		6,277,849.00
b. Step & Column Adjustment				40,000.00		47,407.00
c. Cost-of-Living Adjustment				0.00		0.00
d. Other Adjustments				(111,105.00)		0.00
e. Total Certificated Salaries (Sum lines B1a thru B1d)	1000-1999	6,348,954.00	-1.12%	6,277,849.00	0.76%	6,325,256.00
2. Classified Salaries						
a. Base Salaries				2,100,278.40		2,181,398.40
b. Step & Column Adjustment				20,120.00		26,199.00
c. Cost-of-Living Adjustment				61,000.00		0.00
d. Other Adjustments				0.00		0.00
e. Total Classified Salaries (Sum lines B2a thru B2d)	2000-2999	2,100,278.40	3.86%	2,181,398.40	1.20%	2,207,597.40
3. Employee Benefits	3000-3999	2,995,001.97	7.14%	3,208,883.00	4.82%	3,363,598.00
4. Books and Supplies	4000-4999	1,271,216.00	-31.69%	868,407.00	0.00%	868,407.00
5. Services and Other Operating Expenditures	5000-5999	1,204,149.00	-11.60%	1,064,442.00	4.36%	1,110,899.00
6. Capital Outlay	6000-6999	250,000.00	-20.00%	200,000.00	-100.00%	0.00
7. Other Outgo (excluding Transfers of Indirect Costs)	7100-7299, 7400-7499	786,234.00	3.03%	810,045.00	3.70%	840,045.00
8. Other Outgo - Transfers of Indirect Costs	7300-7399	(20,000.00)	0.00%	(20,000.00)	0.00%	(20,000.00)
9. Other Financing Uses						
a. Transfers Out	7600-7629	35,000.00	0.00%	35,000.00	0.00%	35,000.00
b. Other Uses	7630-7699	0.00	0.00%	0.00	0.00%	0.00
10. Other Adjustments				0.00		0.00
11. Total (Sum lines B1 thru B10)		14,970,833.37	-2.30%	14,626,024.40	0.72%	14,730,802.40
C. NET INCREASE (DECREASE) IN FUND BALANCE						
(Line A6 minus line B11)		(108,678.37)		250,939.60		294,509.60
D. FUND BALANCE						
1. Net Beginning Fund Balance (Form 011, line F1e)		1,201,172.09		1,092,493.72		1,343,433.32
2. Ending Fund Balance (Sum lines C and D1)		1,092,493.72		1,343,433.32		1,637,942.92
3. Components of Ending Fund Balance (Form 011)						
a. Nonspendable	9710-9719	30,350.00		30,350.00		30,350.00
b. Restricted	9740	0.00		0.00		0.00
c. Committed						
1. Stabilization Arrangements	9750	0.00		0.00		0.00
2. Other Commitments	9760	313,601.72		581,782.32		871,052.92
d. Assigned	9780	0.00		0.00		0.00
e. Unassigned/Unappropriated						
1. Reserve for Economic Uncertainties	9789	748,542.00		731,301.00		736,540.00
2. Unassigned/Unappropriated	9790	0.00		0.00		0.00
f. Total Components of Ending Fund Balance						
(Line D3f must agree with line D2)		1,092,493.72		1,343,433.32		1,637,942.92

Description	Object Codes	Projected Year Totals (Form 011) (A)	% Change (Cols. C-A/A) (B)	2016-17 Projection (C)	% Change (Cols. E-C/C) (D)	2017-18 Projection (E)
E. AVAILABLE RESERVES (Unrestricted except as noted)						
1. General Fund						
a. Stabilization Arrangements	9750	0.00		0.00		0.00
b. Reserve for Economic Uncertainties	9789	748,542.00		731,301.00		736,540.00
c. Unassigned/Unappropriated	9790	0.00		0.00		0.00
d. Negative Restricted Ending Balances (Negative resources 2000-9999)	979Z			0.00		0.00
2. Special Reserve Fund - Noncapital Outlay (Fund 17)						
a. Stabilization Arrangements	9750	0.00		0.00		0.00
b. Reserve for Economic Uncertainties	9789	0.00		0.00		0.00
c. Unassigned/Unappropriated	9790	0.00		0.00		0.00
3. Total Available Reserves - by Amount (Sum lines E1 thru E2c)		748,542.00		731,301.00		736,540.00
4. Total Available Reserves - by Percent (Line E3 divided by Line F3c)		5.00%		5.00%		5.00%
F. RECOMMENDED RESERVES						
1. Special Education Pass-through Exclusions For districts that serve as the administrative unit (AU) of a special education local plan area (SELPA):						
a. Do you choose to exclude from the reserve calculation the pass-through funds distributed to SELPA members?	Yes					
b. If you are the SELPA AU and are excluding special education pass-through funds: 1. Enter the name(s) of the SELPA(s):						
2. Special education pass-through funds (Column A: Fund 10, resources 3300-3499 and 6500-6540, objects 7211-7213 and 7221-7223; enter projections for subsequent years 1 and 2 in Columns C and E)		0.00				
2. District ADA Used to determine the reserve standard percentage level on line F3d (Col. A: Form AI, Estimated P-2 ADA column, lines A6 and C4; enter projections)		1,395.25		1,395.25		1,395.25
3. Calculating the Reserves						
a. Expenditures and Other Financing Uses (Line B11)		14,970,833.37		14,626,024.40		14,730,802.40
b. Plus: Special Education Pass-through Funds (Line F1b2, if Line F1a is No)		0.00		0.00		0.00
c. Total Expenditures and Other Financing Uses (Line F3a plus line F3b)		14,970,833.37		14,626,024.40		14,730,802.40
d. Reserve Standard Percentage Level (Refer to Form 01CSI, Criterion 10 for calculation details)		3%		3%		3%
e. Reserve Standard - By Percent (Line F3c times F3d)		449,125.00		438,780.73		441,924.07
f. Reserve Standard - By Amount (Refer to Form 01CSI, Criterion 10 for calculation details)		0.00		0.00		0.00
g. Reserve Standard (Greater of Line F3e or F3f)		449,125.00		438,780.73		441,924.07
h. Available Reserves (Line E3) Meet Reserve Standard (Line F3g)		YES		YES		YES

Section I - Expenditures	Funds 01, 09, and 62			2015-16 Expenditures
	Goals	Functions	Objects	
A. Total state, federal, and local expenditures (all resources)	All	All	1000-7999	14,970,833.37
B. Less all federal expenditures not allowed for MOE (Resources 3000-5999, except 3385)	All	All	1000-7999	675,703.22
C. Less state and local expenditures not allowed for MOE: (All resources, except federal as identified in Line B)				
1. Community Services	All	5000-5999	1000-7999	2,200.00
2. Capital Outlay	All except 7100-7199	All except 5000-5999	6000-6999	250,000.00
3. Debt Service	All	9100	5400-5450, 5800, 7430- 7439	55,045.00
4. Other Transfers Out	All	9200	7200-7299	0.00
5. Interfund Transfers Out	All	9300	7600-7629	35,000.00
6. All Other Financing Uses	All	9100 9200	7699 7651	0.00
7. Nonagency	7100-7199	All except 5000-5999, 9000-9999	1000-7999	212,304.00
8. Tuition (Revenue, in lieu of expenditures, to approximate costs of services for which tuition is received)	All	All	8710	0.00
9. Supplemental expenditures made as a result of a Presidentially declared disaster	Manually entered. Must not include expenditures in lines B, C1-C8, D1, or D2.			
10. Total state and local expenditures not allowed for MOE calculation (Sum lines C1 through C9)				554,549.00
D. Plus additional MOE expenditures:				
1. Expenditures to cover deficits for food services (Funds 13 and 61) (If negative, then zero)	All	All	1000-7143, 7300-7439 minus 8000-8699	0.00
2. Expenditures to cover deficits for student body activities	Manually entered. Must not include expenditures in lines A or D1.			
E. Total expenditures subject to MOE (Line A minus lines B and C10, plus lines D1 and D2)				13,740,581.15

Section II - Expenditures Per ADA		2015-16 Annual ADA/ Exps. Per ADA
A. Average Daily Attendance (Form AI, Column C, sum of lines A6 and C9)*		1,395.25
B. Expenditures per ADA (Line I.E divided by Line II.A)		9,848.11
Section III - MOE Calculation (For data collection only. Final determination will be done by CDE)		
	Total	Per ADA
A. Base expenditures (Preloaded expenditures extracted from prior year Unaudited Actuals MOE calculation). (Note: If the prior year MOE was not met, in its final determination, CDE will adjust the prior year base to 90 percent of the preceding prior year amount rather than the actual prior year expenditure amount.)	11,885,745.46	8,625.67
1. Adjustment to base expenditure and expenditure per ADA amounts for LEAs failing prior year MOE calculation (From Section IV)	0.00	0.00
2. Total adjusted base expenditure amounts (Line A plus Line A.1)	11,885,745.46	8,625.67
B. Required effort (Line A.2 times 90%)	10,697,170.91	7,763.10
C. Current year expenditures (Line I.E and Line II.B)	13,740,581.15	9,848.11
D. MOE deficiency amount, if any (Line B minus Line C) (If negative, then zero)	0.00	0.00
E. MOE determination (If one or both of the amounts in line D are zero, the MOE requirement is met; if both amounts are positive, the MOE requirement is not met. If either column in Line A.2 or Line C equals zero, the MOE calculation is incomplete.)	MOE Met	
F. MOE deficiency percentage, if MOE not met; otherwise, zero (Line D divided by Line B) (Funding under NCLB covered programs in FY 2017-18 may be reduced by the lower of the two percentages)	0.00%	0.00%

*Interim Periods - Annual ADA not available from Form AI. For your convenience, Projected Year Totals Estimated P-2 ADA is extracted. Manual adjustment may be required to reflect estimated Annual ADA.

SECTION IV - Detail of Adjustments to Base Expenditures (used in Section III, Line A.1)		
Description of Adjustments	Total Expenditures	Expenditures Per ADA
Total adjustments to base expenditures	0.00	0.00

Second Interim
2015-16 Projected Year Totals
SUMMARY OF INTERFUND ACTIVITIES
FOR ALL FUNDS

Description	Direct Costs - Interfund		Indirect Costs - Interfund		Interfund Transfers In 8900-8929	Interfund Transfers Out 7600-7629	Due From Other Funds 9310	Due To Other Funds 9610
	Transfers In 5750	Transfers Out 5750	Transfers In 7350	Transfers Out 7350				
011 GENERAL FUND								
Expenditure Detail	0.00	(45,000.00)	0.00	(20,000.00)				
Other Sources/Uses Detail					0.00	35,000.00		
Fund Reconciliation								
091 CHARTER SCHOOLS SPECIAL REVENUE FUND								
Expenditure Detail	0.00	0.00	0.00	0.00				
Other Sources/Uses Detail					0.00	0.00		
Fund Reconciliation								
101 SPECIAL EDUCATION PASS-THROUGH FUND								
Expenditure Detail								
Other Sources/Uses Detail								
Fund Reconciliation								
111 ADULT EDUCATION FUND								
Expenditure Detail	0.00	0.00	0.00	0.00				
Other Sources/Uses Detail					0.00	0.00		
Fund Reconciliation								
121 CHILD DEVELOPMENT FUND								
Expenditure Detail	0.00	0.00	0.00	0.00				
Other Sources/Uses Detail					0.00	0.00		
Fund Reconciliation								
131 CAFETERIA SPECIAL REVENUE FUND								
Expenditure Detail	40,000.00	0.00	20,000.00	0.00				
Other Sources/Uses Detail					35,000.00	0.00		
Fund Reconciliation								
141 DEFERRED MAINTENANCE FUND								
Expenditure Detail	0.00	0.00						
Other Sources/Uses Detail					0.00	0.00		
Fund Reconciliation								
151 PUPIL TRANSPORTATION EQUIPMENT FUND								
Expenditure Detail	0.00	0.00						
Other Sources/Uses Detail					0.00	0.00		
Fund Reconciliation								
171 SPECIAL RESERVE FUND FOR OTHER THAN CAPITAL OUTLAY								
Expenditure Detail								
Other Sources/Uses Detail					0.00	0.00		
Fund Reconciliation								
181 SCHOOL BUS EMISSIONS REDUCTION FUND								
Expenditure Detail	0.00	0.00						
Other Sources/Uses Detail					0.00	0.00		
Fund Reconciliation								
191 FOUNDATION SPECIAL REVENUE FUND								
Expenditure Detail	0.00	0.00	0.00	0.00				
Other Sources/Uses Detail						0.00		
Fund Reconciliation								
201 SPECIAL RESERVE FUND FOR POSTEMPLOYMENT BENEFITS								
Expenditure Detail								
Other Sources/Uses Detail					0.00	0.00		
Fund Reconciliation								
211 BUILDING FUND								
Expenditure Detail	0.00	0.00						
Other Sources/Uses Detail					0.00	0.00		
Fund Reconciliation								
251 CAPITAL FACILITIES FUND								
Expenditure Detail	5,000.00	0.00						
Other Sources/Uses Detail					0.00	0.00		
Fund Reconciliation								
301 STATE SCHOOL BUILDING LEASE/PURCHASE FUND								
Expenditure Detail	0.00	0.00						
Other Sources/Uses Detail					0.00	0.00		
Fund Reconciliation								
351 COUNTY SCHOOL FACILITIES FUND								
Expenditure Detail	0.00	0.00						
Other Sources/Uses Detail					0.00	0.00		
Fund Reconciliation								
401 SPECIAL RESERVE FUND FOR CAPITAL OUTLAY PROJECTS								
Expenditure Detail	0.00	0.00						
Other Sources/Uses Detail					0.00	0.00		
Fund Reconciliation								
491 CAP PROJ FUND FOR BLENDED COMPONENT UNITS								
Expenditure Detail	0.00	0.00						
Other Sources/Uses Detail					0.00	0.00		
Fund Reconciliation								
511 BOND INTEREST AND REDEMPTION FUND								
Expenditure Detail								
Other Sources/Uses Detail					0.00	0.00		
Fund Reconciliation								
521 DEBT SVC FUND FOR BLENDED COMPONENT UNITS								
Expenditure Detail								
Other Sources/Uses Detail					0.00	0.00		
Fund Reconciliation								
531 TAX OVERRIDE FUND								
Expenditure Detail								
Other Sources/Uses Detail					0.00	0.00		
Fund Reconciliation								
561 DEBT SERVICE FUND								
Expenditure Detail								
Other Sources/Uses Detail					0.00	0.00		
Fund Reconciliation								
571 FOUNDATION PERMANENT FUND								
Expenditure Detail	0.00	0.00	0.00	0.00				
Other Sources/Uses Detail						0.00		
Fund Reconciliation								
611 CAFETERIA ENTERPRISE FUND								
Expenditure Detail	0.00	0.00	0.00	0.00				
Other Sources/Uses Detail					0.00	0.00		
Fund Reconciliation								

Second Interim
2015-16 Projected Year Totals
SUMMARY OF INTERFUND ACTIVITIES
FOR ALL FUNDS

Description	Direct Costs - Interfund		Indirect Costs - Interfund		Interfund	Interfund	Due From	Due To
	Transfers In 5750	Transfers Out 5750	Transfers In 7350	Transfers Out 7350	Transfers In 8900-8929	Transfers Out 7600-7629	Other Funds 9310	Other Funds 9610
62I CHARTER SCHOOLS ENTERPRISE FUND								
Expenditure Detail	0.00	0.00	0.00	0.00				
Other Sources/Uses Detail					0.00	0.00		
Fund Reconciliation								
63I OTHER ENTERPRISE FUND								
Expenditure Detail	0.00	0.00						
Other Sources/Uses Detail					0.00	0.00		
Fund Reconciliation								
66I WAREHOUSE REVOLVING FUND								
Expenditure Detail	0.00	0.00						
Other Sources/Uses Detail					0.00	0.00		
Fund Reconciliation								
67I SELF-INSURANCE FUND								
Expenditure Detail	0.00	0.00						
Other Sources/Uses Detail					0.00	0.00		
Fund Reconciliation								
71I RETIREE BENEFIT FUND								
Expenditure Detail								
Other Sources/Uses Detail					0.00			
Fund Reconciliation								
73I FOUNDATION PRIVATE-PURPOSE TRUST FUND								
Expenditure Detail	0.00	0.00						
Other Sources/Uses Detail					0.00			
Fund Reconciliation								
76I WARRANT/PASS-THROUGH FUND								
Expenditure Detail								
Other Sources/Uses Detail								
Fund Reconciliation								
95I STUDENT BODY FUND								
Expenditure Detail								
Other Sources/Uses Detail								
Fund Reconciliation								
TOTALS	45,000.00	(45,000.00)	20,000.00	(20,000.00)	35,000.00	35,000.00		

Provide methodology and assumptions used to estimate ADA, enrollment, revenues, expenditures, reserves and fund balance, and multiyear commitments (including cost-of-living adjustments).

Deviations from the standards must be explained and may affect the interim certification.

CRITERIA AND STANDARDS

1. CRITERION: Average Daily Attendance

STANDARD: Funded average daily attendance (ADA) for any of the current fiscal year or two subsequent fiscal years has not changed by more than two percent since first interim projections.

District's ADA Standard Percentage Range: -2.0% to +2.0%

1A. Calculating the District's ADA Variances

DATA ENTRY: First Interim data that exist will be extracted into the first column, otherwise, enter data for all fiscal years. Second Interim Projected Year Totals data that exist for the current year will be extracted; otherwise, enter data for all fiscal years.

Estimated Funded ADA				
Fiscal Year	First Interim Projected Year Totals (Form 01CSI, Item 1A)	Second Interim Projected Year Totals (Form A1, Lines A6 and C9)	Percent Change	Status
Current Year (2015-16)	1,385.25	1,395.25	0.7%	Met
1st Subsequent Year (2016-17)	1,385.25	1,395.25	0.7%	Met
2nd Subsequent Year (2017-18)	1,385.25	1,395.25	0.7%	Met

1B. Comparison of District ADA to the Standard

DATA ENTRY: Enter an explanation if the standard is not met.

1a. STANDARD MET - Funded ADA has not changed since first interim projections by more than two percent in any of the current year or two subsequent fiscal years.

Explanation:
(required if NOT met)

2. CRITERION: Enrollment

STANDARD: Projected enrollment for any of the current fiscal year or two subsequent fiscal years has not changed by more than two percent since first interim projections.

District's Enrollment Standard Percentage Range: -2.0% to +2.0%

2A. Calculating the District's Enrollment Variances

DATA ENTRY: First Interim data that exist will be extracted; otherwise, enter data into the first column for all fiscal years. Enter data in the second column for all fiscal years.

Fiscal Year	Enrollment		Percent Change	Status
	First Interim (Form 01CSI, Item 2A)	Second Interim CBEDS/Projected		
Current Year (2015-16)	1,463	1,463	0.0%	Met
1st Subsequent Year (2016-17)	1,463	1,463	0.0%	Met
2nd Subsequent Year (2017-18)	1,463	1,463	0.0%	Met

2B. Comparison of District Enrollment to the Standard

DATA ENTRY: Enter an explanation if the standard is not met.

- 1a. STANDARD MET - Enrollment projections have not changed since first interim projections by more than two percent for the current year and two subsequent fiscal years.

Explanation:
(required if NOT met)

3. CRITERION: ADA to Enrollment

STANDARD: Projected second period (P-2) average daily attendance (ADA) to enrollment ratio for any of the current fiscal year or two subsequent fiscal years has not increased from the historical average ratio from the three prior fiscal years by more than one half of one percent (0.5%).

3A. Calculating the District's ADA to Enrollment Standard

DATA ENTRY: Unaudited Actuals data that exist will be extracted into the P-2 ADA column for the First Prior Year; otherwise, enter First Prior Year data. P-2 ADA for the second and third prior years are preloaded. First Interim data that exist will be extracted into the Enrollment column; otherwise, enter Enrollment data for all fiscal years.

Fiscal Year	P-2 ADA Unaudited Actuals (Form A, Lines 3, 6, and 26) (Form A, Lines A6 and C4) (Form A, Lines A6 and C9)	Enrollment CBEDS Actual (Form 01CSI, Item 3A)	Historical Ratio of ADA to Enrollment
Third Prior Year (2012-13)	1,349	1,408	95.8%
Second Prior Year (2013-14)	1,396	1,450	96.3%
First Prior Year (2014-15)	1,384	1,417	97.7%
Historical Average Ratio:			96.6%

District's ADA to Enrollment Standard (historical average ratio plus 0.5%): 97.1%

3B. Calculating the District's Projected Ratio of ADA to Enrollment

DATA ENTRY: Estimated P-2 ADA data that exist will be extracted into the first column for the Current Year; otherwise, enter data in the first column for all fiscal years. All other data are extracted.

Fiscal Year	Estimated P-2 ADA (Form AI, Lines A6 and C9)	Enrollment CBEDS/Projected (Criterion 2, Item 2A)	Ratio of ADA to Enrollment	Status
Current Year (2015-16)	1,395	1,463	95.4%	Met
1st Subsequent Year (2016-17)	1,395	1,463	95.4%	Met
2nd Subsequent Year (2017-18)	1,395	1,463	95.4%	Met

3C. Comparison of District ADA to Enrollment Ratio to the Standard

DATA ENTRY: Enter an explanation if the standard is not met.

1a. STANDARD MET - Projected P-2 ADA to enrollment ratio has not exceeded the standard for the current year and two subsequent fiscal years.

Explanation:
(required if NOT met)

4. CRITERION: LCFF Revenue

STANDARD: Projected LCFF revenue for any of the current fiscal year or two subsequent fiscal years has not changed by more than two percent since first interim projections.

District's LCFF Revenue Standard Percentage Range:

4A. Calculating the District's Projected Change in LCFF Revenue

DATA ENTRY: First Interim data that exist will be extracted; otherwise, enter data into the first column. In the Second Interim column, Current Year data are extracted; enter data for the two subsequent years.

LCFF Revenue				
(Fund 01, Objects 8011, 8012, 8020-8089)				
First Interim		Second Interim		
Fiscal Year	(Form 01CSI, Item 4A)	Projected Year Totals	Percent Change	Status
Current Year (2015-16)	12,254,109.00	12,337,120.00	0.7%	Met
1st Subsequent Year (2016-17)	12,827,623.00	13,041,668.00	1.7%	Met
2nd Subsequent Year (2017-18)	13,335,035.00	13,527,199.00	1.4%	Met

4B. Comparison of District LCFF Revenue to the Standard

DATA ENTRY: Enter an explanation if the standard is not met.

- 1a. STANDARD MET - LCFF revenue has not changed since first interim projections by more than two percent for the current year and two subsequent fiscal years.

Explanation:
(required if NOT met)

5. CRITERION: Salaries and Benefits

STANDARD: Projected ratio of total unrestricted salaries and benefits to total unrestricted general fund expenditures for any of the current fiscal year or two subsequent fiscal years has not changed from the historical average ratio from the three prior fiscal years by more than the greater of three percent or the district's required reserves percentage.

It is likely that for many districts the 2014-15 and 2015-16 change from the historical average ratio will exceed the standard because certain revenues that were restricted prior to the LCFF are now unrestricted within the LCFF.

5A. Calculating the District's Historical Average Ratio of Unrestricted Salaries and Benefits to Total Unrestricted General Fund Expenditures

DATA ENTRY: Unaudited Actuals data that exist for the First Prior Year will be extracted; otherwise, enter data for the First Prior Year. Unaudited Actuals data for the second and third prior years are preloaded.

Fiscal Year	Unaudited Actuals - Unrestricted (Resources 0000-1999)		Ratio of Unrestricted Salaries and Benefits to Total Unrestricted Expenditures
	Salaries and Benefits (Form 01, Objects 1000-3999)	Total Expenditures (Form 01, Objects 1000-7499)	
Third Prior Year (2012-13)	7,327,000.99	8,450,956.44	86.7%
Second Prior Year (2013-14)	8,332,178.47	9,568,271.52	87.1%
First Prior Year (2014-15)	9,150,341.55	10,435,418.38	87.7%
Historical Average Ratio:			87.2%

	Current Year (2015-16)	1st Subsequent Year (2016-17)	2nd Subsequent Year (2017-18)
District's Reserve Standard Percentage (Criterion 10B, Line 4)	3.0%	3.0%	3.0%
District's Salaries and Benefits Standard (historical average ratio, plus/minus the greater of 3% or the district's reserve standard percentage):	84.2% to 90.2%	84.2% to 90.2%	84.2% to 90.2%

5B. Calculating the District's Projected Ratio of Unrestricted Salaries and Benefits to Total Unrestricted General Fund Expenditures

DATA ENTRY: If Form MYPI exists, Projected Year Totals data for the two subsequent years will be extracted; if not, enter Projected Year Totals data. Projected Year Totals data for Current Year are extracted.

Fiscal Year	Projected Year Totals - Unrestricted (Resources 0000-1999)		Ratio of Unrestricted Salaries and Benefits to Total Unrestricted Expenditures	Status
	Salaries and Benefits (Form 011, Objects 1000-3999) (Form MYPI, Lines B1-B3)	Total Expenditures (Form 011, Objects 1000-7499) (Form MYPI, Lines B1-B8, B10)		
Current Year (2015-16)	10,133,780.15	12,288,945.15	82.5%	Not Met
1st Subsequent Year (2016-17)	10,273,795.32	12,023,688.32	85.4%	Met
2nd Subsequent Year (2017-18)	10,433,795.32	12,030,145.32	86.7%	Met

5C. Comparison of District Salaries and Benefits Ratio to the Standard

DATA ENTRY: Enter an explanation if the standard is not met.

- 1a. STANDARD NOT MET - Projected ratio of unrestricted salary and benefit costs to total unrestricted expenditures has changed by more than the standard in any of the current year or two subsequent fiscal years. Provide reasons why the change(s) exceed the standard and a description of the methods and assumptions used in projecting salaries and benefits.

Explanation:
(required if NOT met)

We have 7 teachers retiring in 15-16 which greatly impacts the budget in the future years which changes the ratio.

6. CRITERION: Other Revenues and Expenditures

STANDARD: Projected operating revenues (including federal, other state and other local) or expenditures (including books and supplies, and services and other operating), for any of the current fiscal year or two subsequent fiscal years, have not changed by more than five percent since first interim projections.

Changes that exceed five percent in any major object category must be explained.

District's Other Revenues and Expenditures Standard Percentage Range:	-5.0% to +5.0%
District's Other Revenues and Expenditures Explanation Percentage Range:	-5.0% to +5.0%

6A. Calculating the District's Change by Major Object Category and Comparison to the Explanation Percentage Range

DATA ENTRY: First Interim data that exist will be extracted; otherwise, enter data into the first column. Second Interim data for the Current Year are extracted. If Second Interim Form MYPI exists, data for the two subsequent years will be extracted; if not, enter data for the two subsequent years into the second column.

Explanations must be entered for each category if the percent change for any year exceeds the district's explanation percentage range.

Object Range / Fiscal Year	First Interim Projected Year Totals (Form 01CSI, Item 6A)	Second Interim Projected Year Totals (Fund 01) (Form MYPI)	Percent Change	Change Is Outside Explanation Range
Federal Revenue (Fund 01, Objects 8100-8299) (Form MYPI, Line A2)				
Current Year (2015-16)	468,491.00	468,491.00	0.0%	No
1st Subsequent Year (2016-17)	415,381.00	389,521.00	-6.2%	Yes
2nd Subsequent Year (2017-18)	415,381.00	389,521.00	-6.2%	Yes

Explanation:
(required if Yes)

A Federal Grant is expiring in 15-16 and no new funding is anticipated for future.

Other State Revenue (Fund 01, Objects 8300-8599) (Form MYPI, Line A3)				
Current Year (2015-16)	1,772,010.00	1,772,010.00	0.0%	No
1st Subsequent Year (2016-17)	935,516.00	1,235,516.00	32.1%	Yes
2nd Subsequent Year (2017-18)	935,516.00	935,516.00	0.0%	No

Explanation:
(required if Yes)

One time funding in 15-16 is not anticipated at the same level in 16-17. The difference in the two years is over \$400,000 (less in 16-17)

Other Local Revenue (Fund 01, Objects 8600-8799) (Form MYPI, Line A4)				
Current Year (2015-16)	284,534.00	284,534.00	0.0%	No
1st Subsequent Year (2016-17)	191,576.00	210,259.00	9.8%	Yes
2nd Subsequent Year (2017-18)	191,576.00	173,076.00	-9.7%	Yes

Explanation:
(required if Yes)

An error was made at 1st Interim for both 16-17 and 17-18 but has been corrected at 2nd Interim. ROP Revenue from Sutter COE is expected to decrease until it disappears. The District has planned for this loss of revenue.

Books and Supplies (Fund 01, Objects 4000-4999) (Form MYPI, Line B4)				
Current Year (2015-16)	1,266,216.00	1,271,216.00	0.4%	No
1st Subsequent Year (2016-17)	718,407.00	868,407.00	20.9%	Yes
2nd Subsequent Year (2017-18)	718,407.00	868,407.00	20.9%	Yes

Explanation:
(required if Yes)

One time funds in 15-16 do not exist at the same level in the future years. District has planned on adding \$100,000 to Textbooks for a planned adoption in the Spring of 2017 and another possible adoption in 2018.

Services and Other Operating Expenditures (Fund 01, Objects 5000-5999) (Form MYPI, Line B5)				
Current Year (2015-16)	1,189,149.00	1,204,149.00	1.3%	No
1st Subsequent Year (2016-17)	1,014,442.00	1,064,442.00	4.9%	No
2nd Subsequent Year (2017-18)	1,092,354.00	1,110,899.00	1.7%	No

Explanation:
(required if Yes)

6B. Calculating the District's Change in Total Operating Revenues and Expenditures

DATA ENTRY: All data are extracted or calculated.

Object Range / Fiscal Year	First Interim Projected Year Totals	Second Interim Projected Year Totals	Percent Change	Status
Total Federal, Other State, and Other Local Revenue (Section 6A)				
Current Year (2015-16)	2,525,035.00	2,525,035.00	0.0%	Met
1st Subsequent Year (2016-17)	1,542,473.00	1,835,296.00	19.0%	Not Met
2nd Subsequent Year (2017-18)	1,542,473.00	1,498,113.00	-2.9%	Met
Total Books and Supplies, and Services and Other Operating Expenditures (Section 6A)				
Current Year (2015-16)	2,455,365.00	2,475,365.00	0.8%	Met
1st Subsequent Year (2016-17)	1,732,849.00	1,932,849.00	11.5%	Not Met
2nd Subsequent Year (2017-18)	1,810,761.00	1,979,306.00	9.3%	Not Met

6C. Comparison of District Total Operating Revenues and Expenditures to the Standard Percentage Range

DATA ENTRY: Explanations are linked from Section 6A if the status in Section 6B is Not Met; no entry is allowed below.

- 1a. STANDARD NOT MET - One or more projected operating revenue have changed since first interim projections by more than the standard in one or more of the current year or two subsequent fiscal years. Reasons for the projected change, descriptions of the methods and assumptions used in the projections, and what changes, if any, will be made to bring the projected operating revenues within the standard must be entered in Section 6A above and will also display in the explanation box below.

Explanation:
Federal Revenue
(linked from 6A
if NOT met)

A Federal Grant is expiring in 15-16 and no new funding is anticipated for future.

Explanation:
Other State Revenue
(linked from 6A
if NOT met)

One time funding in 15-16 is not anticipated at the same level in 16-17. The difference in the two years is over \$400,000 (less in 16-17)

Explanation:
Other Local Revenue
(linked from 6A
if NOT met)

An error was made at 1st Interim for both 16-17 and 17-18 but has been corrected at 2nd Interim. ROP Revenue from Sutter COE is expected to decrease until it disappears. The District has planned for this loss of revenue.

- 1b. STANDARD NOT MET - One or more total operating expenditures have changed since first interim projections by more than the standard in one or more of the current year or two subsequent fiscal years. Reasons for the projected change, descriptions of the methods and assumptions used in the projections, and what changes, if any, will be made to bring the projected operating revenues within the standard must be entered in Section 6A above and will also display in the explanation box below.

Explanation:
Books and Supplies
(linked from 6A
if NOT met)

One time funds in 15-16 do not exist at the same level in the future years. District has planned on adding \$100,000 to Textbooks for a planned adoption in the Spring of 2017 and another possible adoption in 2018.

Explanation:
Services and Other Exps
(linked from 6A
if NOT met)

7. CRITERION: Facilities Maintenance

STANDARD: Identify changes that have occurred since budget adoption in the projected contributions for facilities maintenance funding as required pursuant to Education Code Section 17070.75, or in how the district is providing adequately to preserve the functionality of its facilities for their normal life in accordance with Education Code sections 52060(d)(1) and 17002(d)(1).

Determining the District's Compliance with the Contribution Requirement for EC Section 17070.75, as amended by AB 104 (Chapter 13, Statutes of 2015), effective 2015-16 and 2016-17 - Ongoing and Major Maintenance/Restricted Maintenance Account (OMMA/RMA)

NOTE: AB 104 (Chapter 13, Statutes of 2015) requires the district to deposit into the account, for the 2015-16 and 2016-17 fiscal years, a minimum amount that is the lesser of 3% of the total general fund expenditures and other financing uses for that fiscal year or the amount that the district deposited into the account for the 2014-15 fiscal year.

DATA ENTRY: For the Required Minimum Contribution, enter the lesser of 3% of the total general fund expenditures and other financing uses for the current year or the amount that the district deposited into the account for the 2014-15 fiscal year. If EC 17070.75(e)(1) and (e)(2) apply, input 3%. First Interim data that exists will be extracted; otherwise, enter First Interim data into lines 1 and 2. All other data are extracted.

	Required Minimum Contribution	Second Interim Contribution Projected Year Totals (Fund 01, Resource 8150, Objects 8900-8999)	Status
1. OMMA/RMA Contribution	299,416.00	0.00	Not Met
2. First Interim Contribution (information only) (Form 01CSI, First Interim, Criterion 7, Line 1)		0.00	

If status is not met, enter an X in the box that best describes why the minimum required contribution was not made:

<input type="checkbox"/>	Not applicable (district does not participate in the Leroy F. Greene School Facilities Act of 1998)
<input type="checkbox"/>	Exempt (due to district's small size [EC Section 17070.75 (b)(2)(E)])
<input checked="" type="checkbox"/>	Other (explanation must be provided)

Explanation:
(required if NOT met
and Other is marked)

District is required to make a 2% contribution to the RRMA under Resource 8100 which doesn't extract with the SACS Software. District has budgeted at 2nd Interim \$329670 which is 2.2% of our Expenditure budget

8. CRITERION: Deficit Spending

STANDARD: Unrestricted deficit spending (total unrestricted expenditures and other financing uses is greater than total unrestricted revenues and other financing sources) as a percentage of total unrestricted expenditures and other financing uses, has not exceeded one-third of the district's available reserves¹ as a percentage of total expenditures and other financing uses² in any of the current fiscal year or two subsequent fiscal years.

¹Available reserves are the unrestricted amounts in the Reserve for Economic Uncertainties and the Unassigned/Unappropriated accounts in the General Fund and the Special Reserve Fund for Other Than Capital Outlay Projects. Available reserves will be reduced by any negative ending balances in restricted resources in the General Fund.

²A school district that is the Administrative Unit of a Special Education Local Plan Area (SELPA) may exclude from its expenditures the distribution of funds to its participating members.

8A. Calculating the District's Deficit Spending Standard Percentage Levels

DATA ENTRY: All data are extracted or calculated.

	Current Year (2015-16)	1st Subsequent Year (2016-17)	2nd Subsequent Year (2017-18)
District's Available Reserve Percentages (Criterion 10C, Line 9)	5.0%	5.0%	5.0%
District's Deficit Spending Standard Percentage Levels (one-third of available reserve percentage):	1.7%	1.7%	1.7%

8B. Calculating the District's Deficit Spending Percentages

DATA ENTRY: Current Year data are extracted. If Form MYPI exists, data for the two subsequent years will be extracted; if not, enter data for the two subsequent years into the first and second columns.

Fiscal Year	Projected Year Totals		Deficit Spending Level (If Net Change in Unrestricted Fund Balance is negative, else N/A)	Status
	Net Change in Unrestricted Fund Balance (Form 011, Section E) (Form MYPI, Line C)	Total Unrestricted Expenditures and Other Financing Uses (Form 011, Objects 1000-7999) (Form MYPI, Line B11)		
Current Year (2015-16)	4,157.63	12,323,945.15	N/A	Met
1st Subsequent Year (2016-17)	250,939.60	12,058,688.32	N/A	Met
2nd Subsequent Year (2017-18)	294,509.60	12,065,145.32	N/A	Met

8C. Comparison of District Deficit Spending to the Standard

DATA ENTRY: Enter an explanation if the standard is not met.

- 1a. STANDARD MET - Unrestricted deficit spending, if any, has not exceeded the standard percentage level in any of the current year or two subsequent fiscal years.

Explanation:
(required if NOT met)

9. CRITERION: Fund and Cash Balances

A. FUND BALANCE STANDARD: Projected general fund balance will be positive at the end of the current fiscal year and two subsequent fiscal years.

9A-1. Determining if the District's General Fund Ending Balance is Positive

DATA ENTRY: Current Year data are extracted. If Form MYPI exists, data for the two subsequent years will be extracted; if not, enter data for the two subsequent years.

Fiscal Year	Ending Fund Balance General Fund Projected Year Totals (Form 011, Line F2) (Form MYPI, Line D2)		Status
Current Year (2015-16)	1,092,493.72		Met
1st Subsequent Year (2016-17)	1,343,433.32		Met
2nd Subsequent Year (2017-18)	1,637,942.92		Met

9A-2. Comparison of the District's Ending Fund Balance to the Standard

DATA ENTRY: Enter an explanation if the standard is not met.

1a. STANDARD MET - Projected general fund ending balance is positive for the current fiscal year and two subsequent fiscal years.

Explanation:
(required if NOT met)

B. CASH BALANCE STANDARD: Projected general fund cash balance will be positive at the end of the current fiscal year.

9B-1. Determining if the District's Ending Cash Balance is Positive

DATA ENTRY: If Form CASH exists, data will be extracted; if not, data must be entered below.

Fiscal Year	Ending Cash Balance General Fund (Form CASH, Line F, June Column)		Status
Current Year (2015-16)	1,103,500.82		Met

9B-2. Comparison of the District's Ending Cash Balance to the Standard

DATA ENTRY: Enter an explanation if the standard is not met.

1a. STANDARD MET - Projected general fund cash balance will be positive at the end of the current fiscal year.

Explanation:
(required if NOT met)

10. CRITERION: Reserves

STANDARD: Available reserves¹ for any of the current fiscal year or two subsequent fiscal years are not less than the following percentages or amounts² as applied to total expenditures and other financing uses³:

DATA ENTRY: Current Year data are extracted. Enter district and charter school ADA corresponding to financial data reported in the General Fund, only, for the two subsequent years.

Percentage Level	District ADA	
5% or \$65,000 (greater of)	0	to 300
4% or \$65,000 (greater of)	301	to 1,000
3%	1,001	to 30,000
2%	30,001	to 400,000
1%	400,001	and over

¹ Available reserves are the unrestricted amounts in the Reserve for Economic Uncertainties and the Unassigned/Unappropriated accounts in the General Fund and Special Reserve Fund for Other Than Capital Outlay Projects. Available reserves will be reduced by any negative ending balances in restricted resources in the General Fund.

² Dollar amounts to be adjusted annually by the prior year statutory cost-of-living adjustment (Education Code Section 42238), rounded to the nearest thousand.

³ A school district that is the Administrative Unit (AU) of a Special Education Local Plan Area (SELPA) may exclude from its expenditures the distribution of funds to its participating members.

	Current Year (2015-16)	1st Subsequent Year (2016-17)	2nd Subsequent Year (2017-18)
District Estimated P-2 ADA (Form A, lines A6 and C4):	1,395	1,395	1,395
District's Reserve Standard Percentage Level:	3%	3%	3%

10A. Calculating the District's Special Education Pass-through Exclusions (only for districts that serve as the AU of a SELPA)

DATA ENTRY: For SELPA AUs, if Form MYPI exists, all data will be extracted including the Yes/No button selection. If not, click the appropriate Yes or No button for item 1 and, if Yes, enter data for item 2a and for the two subsequent years in item 2b; Current Year data are extracted.

For districts that serve as the AU of a SELPA (Form MYPI, Lines F1a, F1b1, and F1b2):

1. Do you choose to exclude from the reserve calculation the pass-through funds distributed to SELPA members?
2. If you are the SELPA AU and are excluding special education pass-through funds:
 - a. Enter the name(s) of the SELPA(s):

Yes

- b. Special Education Pass-through Funds
(Fund 10, resources 3300-3499 and 6500-6540,
objects 7211-7213 and 7221-7223)

Current Year Projected Year Totals (2015-16)	1st Subsequent Year (2016-17)	2nd Subsequent Year (2017-18)
0.00		

10B. Calculating the District's Reserve Standard

DATA ENTRY: If Form MYPI exists, all data will be extracted or calculated. If not, enter data for line 1 for the two subsequent years; Current Year data are extracted.

	Current Year Projected Year Totals (2015-16)	1st Subsequent Year (2016-17)	2nd Subsequent Year (2017-18)
1. Expenditures and Other Financing Uses (Form 011, objects 1000-7999) (Form MYPI, Line B11)	14,970,833.37	14,626,024.40	14,730,802.40
2. Plus: Special Education Pass-through (Criterion 10A, Line 2b, if Criterion 10A, Line 1 is No)			
3. Total Expenditures and Other Financing Uses (Line B1 plus Line B2)	14,970,833.37	14,626,024.40	14,730,802.40
4. Reserve Standard Percentage Level	3%	3%	3%
5. Reserve Standard - by Percent (Line B3 times Line B4)	449,125.00	438,780.73	441,924.07
6. Reserve Standard - by Amount (\$65,000 for districts with less than 1,001 ADA, else 0)	0.00	0.00	0.00
7. District's Reserve Standard (Greater of Line B5 or Line B6)	449,125.00	438,780.73	441,924.07

10C. Calculating the District's Available Reserve Amount

DATA ENTRY: All data are extracted from fund data and Form MYPI. If Form MYPI does not exist, enter data for the two subsequent years.

Reserve Amounts		Current Year	1st Subsequent Year	2nd Subsequent Year
(Unrestricted resources 0000-1999 except Line 4)		Projected Year Totals		
		(2015-16)	(2016-17)	(2017-18)
1.	General Fund - Stabilization Arrangements (Fund 01, Object 9750) (Form MYPI, Line E1a)	0.00		
2.	General Fund - Reserve for Economic Uncertainties (Fund 01, Object 9789) (Form MYPI, Line E1b)	748,542.00	731,301.00	736,540.00
3.	General Fund - Unassigned/Unappropriated Amount (Fund 01, Object 9790) (Form MYPI, Line E1c)	0.00	0.00	0.00
4.	General Fund - Negative Ending Balances in Restricted Resources (Fund 01, Object 979Z, if negative, for each of resources 2000-9999) (Form MYPI, Line E1d)	0.00	0.00	0.00
5.	Special Reserve Fund - Stabilization Arrangements (Fund 17, Object 9750) (Form MYPI, Line E2a)	0.00		
6.	Special Reserve Fund - Reserve for Economic Uncertainties (Fund 17, Object 9789) (Form MYPI, Line E2b)	0.00		
7.	Special Reserve Fund - Unassigned/Unappropriated Amount (Fund 17, Object 9790) (Form MYPI, Line E2c)	0.00		
8.	District's Available Reserve Amount (Lines C1 thru C7)	748,542.00	731,301.00	736,540.00
9.	District's Available Reserve Percentage (Information only) (Line 8 divided by Section 10B, Line 3)	5.00%	5.00%	5.00%
District's Reserve Standard (Section 10B, Line 7):		449,125.00	438,780.73	441,924.07
Status:		Met	Met	Met

10D. Comparison of District Reserve Amount to the Standard

DATA ENTRY: Enter an explanation if the standard is not met.

- 1a. STANDARD MET - Available reserves have met the standard for the current year and two subsequent fiscal years.

Explanation:
(required if NOT met)

SUPPLEMENTAL INFORMATION

DATA ENTRY: Click the appropriate Yes or No button for items S1 through S4. Enter an explanation for each Yes answer.

S1. Contingent Liabilities

- 1a. Does your district have any known or contingent liabilities (e.g., financial or program audits, litigation, state compliance reviews) that have occurred since first interim projections that may impact the budget?

No

- 1b. If Yes, identify the liabilities and how they may impact the budget:

S2. Use of One-time Revenues for Ongoing Expenditures

- 1a. Does your district have ongoing general fund expenditures funded with one-time revenues that have changed since first interim projections by more than five percent?

No

- 1b. If Yes, identify the expenditures and explain how the one-time resources will be replaced to continue funding the ongoing expenditures in the following fiscal years:

S3. Temporary Interfund Borrowings

- 1a. Does your district have projected temporary borrowings between funds?
(Refer to Education Code Section 42603)

No

- 1b. If Yes, identify the interfund borrowings:

S4. Contingent Revenues

- 1a. Does your district have projected revenues for the current fiscal year or either of the two subsequent fiscal years contingent on reauthorization by the local government, special legislation, or other definitive act (e.g., parcel taxes, forest reserves)?

No

- 1b. If Yes, identify any of these revenues that are dedicated for ongoing expenses and explain how the revenues will be replaced or expenditures reduced:

S5. Contributions

Identify projected contributions from unrestricted resources in the general fund to restricted resources in the general fund for the current fiscal year and two subsequent fiscal years. Provide an explanation if contributions have changed by more than \$20,000 and more than five percent since first interim projections.

Identify projected transfers to or from the general fund to cover operating deficits in either the general fund or any other fund for the current fiscal year and two subsequent fiscal years. Provide an explanation if transfers have changed by more than \$20,000 and more than five percent since first interim projections.

Identify capital project cost overruns that have occurred since first interim projections that may impact the general fund budget.

District's Contributions and Transfers Standard:

-5.0% to +5.0%
or -\$20,000 to +\$20,000

S5A. Identification of the District's Projected Contributions, Transfers, and Capital Projects that may Impact the General Fund

DATA ENTRY: First Interim data that exist will be extracted; otherwise, enter data into the first column. For Contributions, the Second Interim's Current Year data will be extracted. Enter Second Interim Contributions for the 1st and 2nd Subsequent Years. For Transfers In and Transfers Out, if Form MYP exists, the data will be extracted into the Second Interim column for the Current Year, and 1st and 2nd Subsequent Years. If Form MYP does not exist, enter data in the Current Year, and 1st and 2nd Subsequent Years. Click on the appropriate button for Item 1d; all other data will be calculated.

Description / Fiscal Year	First Interim (Form 01CSI, Item S5A)	Second Interim Projected Year Totals	Percent Change	Amount of Change	Status
1a. Contributions, Unrestricted General Fund (Fund 01, Resources 0000-1999, Object 8980)					
Current Year (2015-16)	(1,254,717.22)	(1,268,209.22)	1.1%	13,492.00	Met
1st Subsequent Year (2016-17)	(1,479,156.22)	(1,288,299.08)	-12.9%	(190,857.14)	Not Met
2nd Subsequent Year (2017-18)	(1,566,156.22)	(1,386,620.08)	-11.5%	(179,536.14)	Not Met
1b. Transfers In, General Fund *					
Current Year (2015-16)	0.00	0.00	0.0%	0.00	Met
1st Subsequent Year (2016-17)	0.00	0.00	0.0%	0.00	Met
2nd Subsequent Year (2017-18)	0.00	0.00	0.0%	0.00	Met
1c. Transfers Out, General Fund *					
Current Year (2015-16)	35,000.00	35,000.00	0.0%	0.00	Met
1st Subsequent Year (2016-17)	35,000.00	35,000.00	0.0%	0.00	Met
2nd Subsequent Year (2017-18)	35,000.00	35,000.00	0.0%	0.00	Met

1d. Capital Project Cost Overruns

Have capital project cost overruns occurred since first interim projections that may impact the general fund operational budget?

No

* Include transfers used to cover operating deficits in either the general fund or any other fund.

S5B. Status of the District's Projected Contributions, Transfers, and Capital Projects

DATA ENTRY: Enter an explanation if Not Met for items 1a-1c or if Yes for Item 1d.

- 1a. NOT MET - The projected contributions from the unrestricted general fund to restricted general fund programs have changed since first interim projections by more than the standard for any of the current year or subsequent two fiscal years. Identify restricted programs and contribution amount for each program and whether contributions are ongoing or one-time in nature. Explain the district's plan, with timeframes, for reducing or eliminating the contribution.

Explanation:
(required if NOT met)

With the budgted retirements of 7 teachers, the contributions to restricted programs has dropped considerably.

- 1b. MET - Projected transfers in have not changed since first interim projections by more than the standard for the current year and two subsequent fiscal years.

Explanation:
(required if NOT met)

1c. MET - Projected transfers out have not changed since first interim projections by more than the standard for the current year and two subsequent fiscal years.

Explanation:
(required if NOT met)

--

1d. NO - There have been no capital project cost overruns occurring since first interim projections that may impact the general fund operational budget.

Project Information:
(required if YES)

S6B. Comparison of the District's Annual Payments to Prior Year Annual Payment

DATA ENTRY: Enter an explanation if Yes.

- 1a. No - Annual payments for long-term commitments have not increased in one or more of the current and two subsequent fiscal years.

Explanation:
(Required if Yes
to increase in total
annual payments)

S6C. Identification of Decreases to Funding Sources Used to Pay Long-term Commitments

DATA ENTRY: Click the appropriate Yes or No button in Item 1; if Yes, an explanation is required in Item 2.

1. Will funding sources used to pay long-term commitments decrease or expire prior to the end of the commitment period, or are they one-time sources?

No

2. No - Funding sources will not decrease or expire prior to the end of the commitment period, and one-time funds are not being used for long-term commitment.

Explanation:
(Required if Yes)

S7. Unfunded Liabilities

Identify any changes in estimates for unfunded liabilities since first interim projections, and indicate whether the changes are the result of a new actuarial valuation.

S7A. Identification of the District's Estimated Unfunded Liability for Postemployment Benefits Other Than Pensions (OPEB)

DATA ENTRY: Click the appropriate button(s) for items 1a-1c, as applicable. First Interim data that exist (Form 01CSI, Item S7A) will be extracted; otherwise, enter First Interim and Second Interim data in items 2-4.

1. a. Does your district provide postemployment benefits other than pensions (OPEB)? (If No, skip items 1b-4)

Yes

- b. If Yes to Item 1a, have there been changes since first interim in OPEB liabilities?

Yes

- c. If Yes to Item 1a, have there been changes since first interim in OPEB contributions?

Yes

2. OPEB Liabilities

- a. OPEB actuarial accrued liability (AAL)
b. OPEB unfunded actuarial accrued liability (UAAL)
c. Are AAL and UAAL based on the district's estimate or an actuarial valuation?

First Interim (Form 01CSI, Item S7A)	Second Interim
116,572.00	416,572.00
0.00	0.00

- d. If based on an actuarial valuation, indicate the date of the OPEB valuation.

Estimated	Estimated

3. OPEB Contributions

- a. OPEB annual required contribution (ARC) per actuarial valuation or Alternative Measurement Method

Current Year (2015-16)
1st Subsequent Year (2016-17)
2nd Subsequent Year (2017-18)

First Interim (Form 01CSI, Item S7A)	Second Interim
65,951.00	65,951.00
50,621.00	110,621.00
0.00	60,000.00

- b. OPEB amount contributed (for this purpose, include premiums paid to a self-insurance fund) (Funds 01-70, objects 3701-3752)

Current Year (2015-16)
1st Subsequent Year (2016-17)
2nd Subsequent Year (2017-18)

100,872.00	100,872.00
50,621.00	110,621.00
0.00	60,000.00

- c. Cost of OPEB benefits (equivalent of "pay-as-you-go" amount)

Current Year (2015-16)
1st Subsequent Year (2016-17)
2nd Subsequent Year (2017-18)

65,951.00	65,951.00
50,621.00	110,621.00
0.00	60,000.00

- d. Number of retirees receiving OPEB benefits

Current Year (2015-16)
1st Subsequent Year (2016-17)
2nd Subsequent Year (2017-18)

7	7
6	12
0	6

4. Comments:

Retirement Incentive was offered and 6 teachers are retiring under it. They will receive \$10,000 annually for 5 years beginning in 16-17 towards their health benefits. This is not a true OPEB As we know the exact cost we will incur and have budgeted the \$60,000 annually to pay for this incentive's cost.

S7B. Identification of the District's Unfunded Liability for Self-insurance Programs

DATA ENTRY: Click the appropriate button(s) for items 1a-1c, as applicable. First Interim data that exist (Form 01CSI, Item S7B) will be extracted; otherwise, enter First Interim and Second Interim data in items 2-4.

1. a. Does your district operate any self-insurance programs such as workers' compensation, employee health and welfare, or property and liability? (Do not include OPEB; which is covered in Section S7A) (If No, skip items 1b-4)

No

- b. If Yes to item 1a, have there been changes since first interim in self-insurance liabilities?

n/a

- c. If Yes to item 1a, have there been changes since first interim in self-insurance contributions?

n/a

2. Self-Insurance Liabilities

- a. Accrued liability for self-insurance programs
b. Unfunded liability for self-insurance programs

First Interim (Form 01CSI, Item S7B)	Second Interim

3. Self-Insurance Contributions

- a. Required contribution (funding) for self-insurance programs
Current Year (2015-16)
1st Subsequent Year (2016-17)
2nd Subsequent Year (2017-18)

First Interim (Form 01CSI, Item S7B)	Second Interim

- b. Amount contributed (funded) for self-insurance programs
Current Year (2015-16)
1st Subsequent Year (2016-17)
2nd Subsequent Year (2017-18)

4. Comments:

--

S8. Status of Labor Agreements

Analyze the status of employee labor agreements. Identify new labor agreements that have been ratified since first interim projections, as well as new commitments provided as part of previously ratified multiyear agreements; and include all contracts, including all administrator contracts (and including all compensation). For new agreements, indicate the date of the required board meeting. Compare the increase in new commitments to the projected increase in ongoing revenues and explain how these commitments will be funded in future fiscal years.

If salary and benefit negotiations are not finalized, upon settlement with certificated or classified staff:

The school district must determine the cost of the settlement, including salaries, benefits, and any other agreements that change costs, and provide the county office of education (COE) with an analysis of the cost of the settlement and its impact on the operating budget.

The county superintendent shall review the analysis relative to the criteria and standards and may provide written comments to the president of the district governing board and superintendent.

S8A. Cost Analysis of District's Labor Agreements - Certificated (Non-management) Employees

DATA ENTRY: Click the appropriate Yes or No button for "Status of Certificated Labor Agreements as of the Previous Reporting Period." There are no extractions in this section.

Status of Certificated Labor Agreements as of the Previous Reporting Period

Were all certificated labor negotiations settled as of first interim projections?

No

If Yes, complete number of FTEs, then skip to section S8B.

If No, continue with section S8A.

Certificated (Non-management) Salary and Benefit Negotiations

	Prior Year (2nd Interim) (2014-15)	Current Year (2015-16)	1st Subsequent Year (2016-17)	2nd Subsequent Year (2017-18)
Number of certificated (non-management) full-time-equivalent (FTE) positions	73.0	75.0	75.0	75.0

1a. Have any salary and benefit negotiations been settled since first interim projections?

Yes

If Yes, and the corresponding public disclosure documents have been filed with the COE, complete questions 2 and 3.

If Yes, and the corresponding public disclosure documents have not been filed with the COE, complete questions 2-5.

If No, complete questions 6 and 7.

1b. Are any salary and benefit negotiations still unsettled?

No

If Yes, complete questions 6 and 7.

Negotiations Settled Since First Interim Projections

2a. Per Government Code Section 3547.5(a), date of public disclosure board meeting:

Dec 08, 2015

2b. Per Government Code Section 3547.5(b), was the collective bargaining agreement certified by the district superintendent and chief business official?

Yes

If Yes, date of Superintendent and CBO certification:

Dec 08, 2015

3. Per Government Code Section 3547.5(c), was a budget revision adopted to meet the costs of the collective bargaining agreement?

Yes

If Yes, date of budget revision board adoption:

Jan 12, 2016

4. Period covered by the agreement:

Begin Date: Jul 01, 2015

End Date: Jun 30, 2016

5. Salary settlement:

Current Year
(2015-16)

1st Subsequent Year
(2016-17)

2nd Subsequent Year
(2017-18)

Is the cost of salary settlement included in the interim and multiyear projections (MYPs)?

Yes

Yes

Yes

One Year Agreement

Total cost of salary settlement

148,664

155,000

162,000

% change in salary schedule from prior year

4.0%

or

Multiyear Agreement

Total cost of salary settlement

% change in salary schedule from prior year
(may enter text, such as "Reopener")

Identify the source of funding that will be used to support multiyear salary commitments:

a 2% Increase effective January 1, 2016 was given to all employees of the district.

Negotiations Not Settled

6. Cost of a one percent increase in salary and statutory benefits

--

Current Year
(2015-16)1st Subsequent Year
(2016-17)2nd Subsequent Year
(2017-18)

7. Amount included for any tentative salary schedule increases

--	--	--

Certificated (Non-management) Health and Welfare (H&W) Benefits

- Are costs of H&W benefit changes included in the interim and MYPs?
- Total cost of H&W benefits
- Percent of H&W cost paid by employer
- Percent projected change in H&W cost over prior year

Current Year (2015-16)	1st Subsequent Year (2016-17)	2nd Subsequent Year (2017-18)
Yes	Yes	Yes
hard cap	hard cap	hard cap

Certificated (Non-management) Prior Year Settlements Negotiated Since First Interim Projections

Are any new costs negotiated since first interim projections for prior year settlements included in the interim?

No		
----	--	--

If Yes, amount of new costs included in the interim and MYPs

If Yes, explain the nature of the new costs:

--

Certificated (Non-management) Step and Column Adjustments

- Are step & column adjustments included in the interim and MYPs?
- Cost of step & column adjustments
- Percent change in step & column over prior year

Current Year (2015-16)	1st Subsequent Year (2016-17)	2nd Subsequent Year (2017-18)
Yes	Yes	Yes

Certificated (Non-management) Attrition (layoffs and retirements)

- Are savings from attrition included in the budget and MYPs?
- Are additional H&W benefits for those laid-off or retired employees included in the interim and MYPs?

Current Year (2015-16)	1st Subsequent Year (2016-17)	2nd Subsequent Year (2017-18)
Yes	No	No
Yes	Yes	Yes

Certificated (Non-management) - Other

List other significant contract changes that have occurred since first interim projections and the cost impact of each change (i.e., class size, hours of employment, leave of absence, bonuses, etc.):

S8B. Cost Analysis of District's Labor Agreements - Classified (Non-management) Employees

DATA ENTRY: Click the appropriate Yes or No button for "Status of Classified Labor Agreements as of the Previous Reporting Period." There are no extractions in this section.

Status of Classified Labor Agreements as of the Previous Reporting Period

Were all classified labor negotiations settled as of first interim projections?

If Yes, complete number of FTEs, then skip to section S8C.

If No, continue with section S8B.

No

Classified (Non-management) Salary and Benefit Negotiations

	Prior Year (2nd Interim) (2014-15)	Current Year (2015-16)	1st Subsequent Year (2016-17)	2nd Subsequent Year (2017-18)
Number of classified (non-management) FTE positions	63.0	72.0	72.0	72.0

1a. Have any salary and benefit negotiations been settled since first interim projections?

No

If Yes, and the corresponding public disclosure documents have been filed with the COE, complete questions 2 and 3.

If Yes, and the corresponding public disclosure documents have not been filed with the COE, complete questions 2-5.

If No, complete questions 6 and 7.

1b. Are any salary and benefit negotiations still unsettled?

If Yes, complete questions 6 and 7.

Yes

Negotiations Settled Since First Interim Projections

2a. Per Government Code Section 3547.5(a), date of public disclosure board meeting:

2b. Per Government Code Section 3547.5(b), was the collective bargaining agreement certified by the district superintendent and chief business official?

If Yes, date of Superintendent and CBO certification:

3. Per Government Code Section 3547.5(c), was a budget revision adopted to meet the costs of the collective bargaining agreement?

If Yes, date of budget revision board adoption:

n/a

4. Period covered by the agreement:

Begin Date:

End Date:

5. Salary settlement:

Current Year
(2015-16)1st Subsequent Year
(2016-17)2nd Subsequent Year
(2017-18)

Is the cost of salary settlement included in the interim and multiyear projections (MYPs)?

One Year Agreement

Total cost of salary settlement

% change in salary schedule from prior year
or**Multiyear Agreement**

Total cost of salary settlement

% change in salary schedule from prior year
(may enter text, such as "Reopener")

Identify the source of funding that will be used to support multiyear salary commitments:

Negotiations Not Settled

6. Cost of a one percent increase in salary and statutory benefits

21,547

7. Amount included for any tentative salary schedule increases

Current Year
(2015-16)1st Subsequent Year
(2016-17)2nd Subsequent Year
(2017-18)

47,403

50,000

53,000

Classified (Non-management) Health and Welfare (H&W) Benefits

1. Are costs of H&W benefit changes included in the interim and MYPs?
2. Total cost of H&W benefits
3. Percent of H&W cost paid by employer
4. Percent projected change in H&W cost over prior year

Current Year (2015-16)	1st Subsequent Year (2016-17)	2nd Subsequent Year (2017-18)
Yes	Yes	Yes
hard cap	hard cap	hard cap

Classified (Non-management) Prior Year Settlements Negotiated Since First Interim

Are any new costs negotiated since first interim for prior year settlements included in the interim?

If Yes, amount of new costs included in the interim and MYPs
If Yes, explain the nature of the new costs:

No		

--

Classified (Non-management) Step and Column Adjustments

1. Are step & column adjustments included in the interim and MYPs?
2. Cost of step & column adjustments
3. Percent change in step & column over prior year

Current Year (2015-16)	1st Subsequent Year (2016-17)	2nd Subsequent Year (2017-18)
Yes	Yes	Yes
20,000	20,000	20,000
1.0%	1.0%	1.0%

Classified (Non-management) Attrition (layoffs and retirements)

1. Are savings from attrition included in the interim and MYPs?
2. Are additional H&W benefits for those laid-off or retired employees included in the interim and MYPs?

Current Year (2015-16)	1st Subsequent Year (2016-17)	2nd Subsequent Year (2017-18)
Yes	Yes	Yes
No	No	No

Classified (Non-management) - Other

List other significant contract changes that have occurred since first interim and the cost impact of each (i.e., hours of employment, leave of absence, bonuses, etc.):

S8C. Cost Analysis of District's Labor Agreements - Management/Supervisor/Confidential Employees

DATA ENTRY: Click the appropriate Yes or No button for "Status of Management/Supervisor/Confidential Labor Agreements as of the Previous Reporting Period." There are no extractions in this section.

Status of Management/Supervisor/Confidential Labor Agreements as of the Previous Reporting Period

Were all managerial/confidential labor negotiations settled as of first interim projections?

If Yes or n/a, complete number of FTEs, then skip to S9.

If No, continue with section S8C.

Management/Supervisor/Confidential Salary and Benefit Negotiations

	Prior Year (2nd Interim) (2014-15)	Current Year (2015-16)	1st Subsequent Year (2016-17)	2nd Subsequent Year (2017-18)
Number of management, supervisor, and confidential FTE positions	12.5	13.0	13.0	13.0

1a. Have any salary and benefit negotiations been settled since first interim projections?

If Yes, complete question 2.

If No, complete questions 3 and 4.

1b. Are any salary and benefit negotiations still unsettled?

If Yes, complete questions 3 and 4.

Negotiations Settled Since First Interim Projections

2. Salary settlement:

Current Year
(2015-16)

1st Subsequent Year
(2016-17)

2nd Subsequent Year
(2017-18)

Is the cost of salary settlement included in the interim and multiyear projections (MYPs)?

Total cost of salary settlement

Change in salary schedule from prior year
(may enter text, such as "Reopener")

Yes	Yes	Yes
27,874	30,000	33,000

Negotiations Not Settled

3. Cost of a one percent increase in salary and statutory benefits

4. Amount included for any tentative salary schedule increases

Current Year
(2015-16)

1st Subsequent Year
(2016-17)

2nd Subsequent Year
(2017-18)

--	--	--

**Management/Supervisor/Confidential
Health and Welfare (H&W) Benefits**

- Are costs of H&W benefit changes included in the interim and MYPs?
- Total cost of H&W benefits
- Percent of H&W cost paid by employer
- Percent projected change in H&W cost over prior year

Current Year
(2015-16)

1st Subsequent Year
(2016-17)

2nd Subsequent Year
(2017-18)

Yes	Yes	Yes
hard cap	hard cap	hard cap

**Management/Supervisor/Confidential
Step and Column Adjustments**

- Are step & column adjustments included in the budget and MYPs?
- Cost of step & column adjustments
- Percent change in step and column over prior year

Current Year
(2015-16)

1st Subsequent Year
(2016-17)

2nd Subsequent Year
(2017-18)

Yes	Yes	Yes
3,000	3,000	3,000
1.0%	1.0%	1.0%

**Management/Supervisor/Confidential
Other Benefits (mileage, bonuses, etc.)**

- Are costs of other benefits included in the interim and MYPs?
- Total cost of other benefits
- Percent change in cost of other benefits over prior year

Current Year
(2015-16)

1st Subsequent Year
(2016-17)

2nd Subsequent Year
(2017-18)

Yes	Yes	Yes
0	0	0

S9. Status of Other Funds

Analyze the status of other funds that may have negative fund balances at the end of the current fiscal year. If any other fund has a projected negative fund balance, prepare an interim report and multiyear projection for that fund. Explain plans for how and when the negative fund balance will be addressed.

S9A. Identification of Other Funds with Negative Ending Fund Balances

DATA ENTRY: Click the appropriate button in Item 1. If Yes, enter data in Item 2 and provide the reports referenced in Item 1.

1. Are any funds other than the general fund projected to have a negative fund balance at the end of the current fiscal year?

No

If Yes, prepare and submit to the reviewing agency a report of revenues, expenditures, and changes in fund balance (e.g., an interim fund report) and a multiyear projection report for each fund.

2. If Yes, identify each fund, by name and number, that is projected to have a negative ending fund balance for the current fiscal year. Provide reasons for the negative balance(s) and explain the plan for how and when the problem(s) will be corrected.

ADDITIONAL FISCAL INDICATORS

The following fiscal indicators are designed to provide additional data for reviewing agencies. A "Yes" answer to any single indicator does not necessarily suggest a cause for concern, but may alert the reviewing agency to the need for additional review.

DATA ENTRY: Click the appropriate Yes or No button for items A2 through A9; Item A1 is automatically completed based on data from Criterion 9.

A1. Do cash flow projections show that the district will end the current fiscal year with a negative cash balance in the general fund? (Data from Criterion 9B-1, Cash Balance, are used to determine Yes or No)

No

A2. Is the system of personnel position control independent from the payroll system?

Yes

A3. Is enrollment decreasing in both the prior and current fiscal years?

No

A4. Are new charter schools operating in district boundaries that impact the district's enrollment, either in the prior or current fiscal year?

No

A5. Has the district entered into a bargaining agreement where any of the current or subsequent fiscal years of the agreement would result in salary increases that are expected to exceed the projected state funded cost-of-living adjustment?

No

A6. Does the district provide uncapped (100% employer paid) health benefits for current or retired employees?

No

A7. Is the district's financial system independent of the county office system?

No

A8. Does the district have any reports that indicate fiscal distress pursuant to Education Code Section 42127.6(a)? (If Yes, provide copies to the county office of education.)

No

A9. Have there been personnel changes in the superintendent or chief business official positions within the last 12 months?

No

When providing comments for additional fiscal indicators, please include the item number applicable to each comment.

Comments:
(optional)

End of School District Second Interim Criteria and Standards Review

SACS2015ALL Financial Reporting Software - 2015.2.0
1/29/2016 11:35:28 AM

06-61598-0000000

Second Interim
2015-16 Projected Totals
Technical Review Checks

Colusa Unified

Colusa County

Following is a chart of the various types of technical review checks and related requirements:

- F - Fatal (Data must be corrected; an explanation is not allowed)
- W/WC - Warning/Warning with Calculation (If data are not correct, correct the data; if data are correct an explanation is required)
- O - Informational (If data are not correct, correct the data; if data are correct an explanation is optional, but encouraged)

IMPORT CHECKS

CHECKRESOURCE - (W) - The following codes for RESOURCE are not valid. Data should be corrected or narrative must be provided explaining why the exception (s) should be considered appropriate. EXCEPTION

ACCOUNT FD - RS - PY - GO - FN - OB	RESOURCE	VALUE
01-6264-0-0000-0000-8590	6264	111,735.00
Explanation:New Resource		
01-6264-0-1110-1000-1100	6264	50,000.00
01-6264-0-1110-1000-5200	6264	61,735.00
01-6264-0-0000-0000-979Z	6264	0.00
01-6264-0-0000-0000-9740	6264	0.00

CHK-FUNDxRESOURCE - (W) - The following combinations for FUND and RESOURCE are invalid. Data should be corrected or narrative must be provided explaining why the exception(s) should be considered appropriate. EXCEPTION

ACCOUNT FD - RS - PY - GO - FN - OB	FUND	RESOURCE	VALUE
01-6264-0-0000-0000-8590	01	6264	111,735.00
01-6264-0-0000-0000-9740	01	6264	0.00
01-6264-0-0000-0000-979Z	01	6264	0.00
01-6264-0-1110-1000-1100	01	6264	50,000.00
01-6264-0-1110-1000-5200	01	6264	61,735.00
Explanation:New Resource			

CHK-RESOURCExOBJECTA - (W) - The following combinations for RESOURCE and OBJECT (objects 8000 through 9999, except for 9791, 9793, and 9795) are invalid. Data should be corrected or narrative must be provided explaining why the exception (s) should be considered appropriate. EXCEPTION

ACCOUNT FD - RS - PY - GO - FN - OB	RESOURCE	OBJECT	VALUE
--	----------	--------	-------

01-6264-0-0000-0000-8590	6264	8590	111,735.00
Explanation:New Resource			

GENERAL LEDGER CHECKS

SUPPLEMENTAL CHECKS

EXPORT CHECKS

Checks Completed.

SACS2015ALL Financial Reporting Software - 2015.2.0
1/29/2016 11:36:14 AM

06-61598-0000000

Second Interim
2015-16 Original Budget
Technical Review Checks

Colusa Unified

Colusa County

Following is a chart of the various types of technical review checks and related requirements:

- F - Fatal (Data must be corrected; an explanation is not allowed)
- W/WC - Warning/Warning with Calculation (If data are not correct, correct the data; if data are correct an explanation is required)
- O - Informational (If data are not correct, correct the data; if data are correct an explanation is optional, but encouraged)

IMPORT CHECKS

GENERAL LEDGER CHECKS

SUPPLEMENTAL CHECKS

EXPORT CHECKS

Checks Completed.

SACS2015ALL Financial Reporting Software - 2015.2.0
1/29/2016 11:36:32 AM

06-61598-0000000

Second Interim
2015-16 Board Approved Operating Budget
Technical Review Checks

Colusa Unified

Colusa County

Following is a chart of the various types of technical review checks and related requirements:

- F - Fatal (Data must be corrected; an explanation is not allowed)
- W/WC - Warning/Warning with Calculation (If data are not correct, correct the data; if data are correct an explanation is required)
- O - Informational (If data are not correct, correct the data; if data are correct an explanation is optional, but encouraged)

IMPORT CHECKS

CHECKRESOURCE - (W) - The following codes for RESOURCE are not valid. Data should be corrected or narrative must be provided explaining why the exception (s) should be considered appropriate. EXCEPTION

ACCOUNT FD - RS - PY - GO - FN - OB	RESOURCE	VALUE
01-6264-0-0000-0000-8590 Explanation:New Resource	6264	111,735.00
01-6264-0-1110-1000-1100	6264	50,000.00
01-6264-0-1110-1000-5200	6264	61,735.00
01-6264-0-0000-0000-979Z	6264	0.00
01-6264-0-0000-0000-9740	6264	0.00

CHK-FUNDxRESOURCE - (W) - The following combinations for FUND and RESOURCE are invalid. Data should be corrected or narrative must be provided explaining why the exception(s) should be considered appropriate. EXCEPTION

ACCOUNT FD - RS - PY - GO - FN - OB	FUND	RESOURCE	VALUE
01-6264-0-0000-0000-8590	01	6264	111,735.00
01-6264-0-0000-0000-9740	01	6264	0.00
01-6264-0-0000-0000-979Z	01	6264	0.00
01-6264-0-1110-1000-1100	01	6264	50,000.00
01-6264-0-1110-1000-5200	01	6264	61,735.00
Explanation:New Resource			

CHK-RESOURCExOBJECTA - (W) - The following combinations for RESOURCE and OBJECT (objects 8000 through 9999, except for 9791, 9793, and 9795) are invalid. Data should be corrected or narrative must be provided explaining why the exception(s) should be considered appropriate. EXCEPTION

ACCOUNT FD - RS - PY - GO - FN - OB	RESOURCE	OBJECT	VALUE
--	----------	--------	-------

01-6264-0-0000-0000-8590	6264	8590	111,735.00
Explanation:New Resource			

GENERAL LEDGER CHECKS

SUPPLEMENTAL CHECKS

EXPORT CHECKS

Checks Completed.

SACS2015ALL Financial Reporting Software - 2015.2.0
1/29/2016 11:36:55 AM

06-61598-0000000

Second Interim
2015-16 Actuals to Date
Technical Review Checks

Colusa Unified

Colusa County

Following is a chart of the various types of technical review checks and related requirements:

- F - Fatal (Data must be corrected; an explanation is not allowed)
- W/WC - Warning/Warning with Calculation (If data are not correct, correct the data; if data are correct an explanation is required)
- O - Informational (If data are not correct, correct the data; if data are correct an explanation is optional, but encouraged)

IMPORT CHECKS

CHECKRESOURCE - (W) - The following codes for RESOURCE are not valid. Data should be corrected or narrative must be provided explaining why the exception (s) should be considered appropriate. EXCEPTION

ACCOUNT	RESOURCE	VALUE
FD - RS - PY - GO - FN - OB		
01-6264-0-0000-0000-8590	6264	89,388.00
Explanation:New Resource		
01-6264-0-0000-0000-979Z	6264	89,388.00
01-6264-0-0000-0000-9740	6264	89,388.00

CHK-FUNDxRESOURCE - (W) - The following combinations for FUND and RESOURCE are invalid. Data should be corrected or narrative must be provided explaining why the exception(s) should be considered appropriate. EXCEPTION

ACCOUNT	FUND	RESOURCE	VALUE
FD - RS - PY - GO - FN - OB			
01-6264-0-0000-0000-8590	01	6264	89,388.00
01-6264-0-0000-0000-9740	01	6264	89,388.00
01-6264-0-0000-0000-979Z	01	6264	89,388.00
Explanation:New Resource			

CHK-RESOURCExOBJECTA - (W) - The following combinations for RESOURCE and OBJECT (objects 8000 through 9999, except for 9791, 9793, and 9795) are invalid. Data should be corrected or narrative must be provided explaining why the exception(s) should be considered appropriate. EXCEPTION

ACCOUNT	RESOURCE	OBJECT	VALUE
FD - RS - PY - GO - FN - OB			
01-6264-0-0000-0000-8590	6264	8590	89,388.00
Explanation:New Resource			

GENERAL LEDGER CHECKS

SUPPLEMENTAL CHECKS

EXPORT CHECKS

Checks Completed.

COLUSA UNIFIED SCHOOL DISTRICT
2015-16 GENERAL FUND 01 BUDGET REVISION
February 9, 2016

2015-16 BEGINNING BALANCE	1,201,172
ESTIMATED INCOME	<u>14,828,453</u>
TOTAL INCOME/BEGINNING BALANCE	14,828,453

Resource Code and Program

0000 increase State Aid 0

REVISED TOTAL INCOME	14,828,453
REVISED TOTAL INCOME + BEGINNING BALANCE	16,029,625

EXPENDITURES

Current Expenditure Budget	14,946,833	
Reserve for Revolving Cash	30,350	
Reserve for Van/Bus Replacement	35,000	
Reserve for Technology	15,000	
Reserve for Curriculum/Textbooks	75,000	
Undistributed Reserve	<u>927,442</u>	<u>1,082,792</u>
		16,029,625

0000 Community School Contribution 24,000

Revised Expenditure Budget	14,970,833	
Reserve for Revolving Cash	30,350	
Reserve for Van/Bus Replacement	35,000	
Reserve for Technology	15,000	
Reserve for Curriculum/Textbooks	75,000	
Undistributed Reserve	<u>903,442</u>	<u>1,058,792</u>
		16,029,625

PASSED AND ADOPTED this 9TH Day of February at a meeting of the Board of Trustees of Colusa Unified School District.

AYES:

NOES:

ABSENT:

Dwayne Newman, Superintendent

	8.88% STRS 11.7% PERS	10.73% STRS 11.847% PERS	12.58% STRS 13.05% PERS	14.43% STRS 16.6% PERS	16.28% STRS 18.2% PERS	18.13% STRS 19.9% PERS
	14/15 ACTUALS	15/16 BUDGET	16/17 BUDGET	17/18 BUDGET	18/19 BUDGET	19/20 BUDGET
INCOME						
8011-8089 TOTAL LCFF	10,874,660	12,337,120	13,041,668	13,527,199	13,585,989	14,026,554
8019 PRIOR YEAR ADJUSTMENTS						
TOTAL REVENUE LIMIT SOURCES	10,874,660	12,337,120	13,041,668	13,527,199	13,585,989	14,026,554
TOTAL FEDERAL REVENUE	514,766	468,491	389,521	389,521	389,521	389,521
STATE REVENUES						
8550 MANDATED COSTS	144,281	774,759	350,000	50,000	50,000	50,000
8560 LOTTERY	237,949	245,000	245,000	245,000	245,000	245,000
8590 OTHER STATE	<u>633,618</u>	<u>752,251</u>	<u>640,516</u>	<u>640,516</u>	<u>640,516</u>	<u>640,516</u>
TOTAL STATE REVENUE	1,015,848	1,772,010	1,235,516	935,516	935,516	935,516
OTHER LOCAL REVENUES						
8650 LEASES AND RENTALS	12,163	9,000	9,000	9,000	9,000	9,000
8660 INTEREST	11,076	5,000	5,000	5,000	5,000	5,000
8677 INTERAGENCY REVENUES	265,341	232,034	156,259	119,076	100,076	100,076
8699 OTHER LOCAL INCOME	<u>99,250</u>	<u>38,500</u>	<u>40,000</u>	<u>40,000</u>	<u>40,000</u>	<u>40,000</u>
TOTAL LOCAL REVENUES	387,830	284,534	210,259	173,076	154,076	154,076
TOTAL REVENUES	12,793,104	14,862,155	14,876,964	15,025,312	15,065,102	15,505,667
EXPENDITURES						
1100 TEACHER'S SALARIES	5,110,019	5,396,705	5,340,791	5,375,256	5,410,589	5,445,690
1200 PUPIL SUPPORT SALARIES	265,311	275,720	243,453	250,000	250,000	250,000
1300 SUPERVISOR/ADMIN. SALARIES	564,328	676,529	688,605	695,000	700,000	700,000
1900 OTHER CERTIFICATED SALARIES	<u>0</u>	<u>0</u>		<u>0</u>	<u>0</u>	<u>0</u>
TOTAL CERTIFICATED	5,939,658	6,348,954	6,272,849	6,320,256	6,360,589	6,395,690
2100 INSTRUCTIONAL AIDES	347,664	424,106	454,134	460,258	465,800	470,025
2200 CLASSIFIED SUPPORT	587,506	728,599	742,410	752,000	762,000	772,000
2300 CLASSIFIED ADMINISTRATORS	308,881	311,343	324,097	328,256	332,555	337,656
2400 CLERICAL AND OFFICE	481,365	505,845	526,844	532,084	537,056	542,586
2900 OTHER CLASSIFIED SALARIES	<u>122,265</u>	<u>130,386</u>	<u>133,914</u>	<u>135,000</u>	<u>138,000</u>	<u>141,000</u>
TOTAL CLASSIFIED	1,847,681	2,100,279	2,181,399	2,207,598	2,235,411	2,263,267
3100 STRS	810,308	979,212	1,136,740	1,212,013	1,335,504	1,459,539
3200 PERS	180,233	241,629	243,793	356,461	396,845	440,390
3300 SOCIAL SECURITY	208,551	243,214	255,409	268,425	272,500	275,000
3400 HEALTH	1,144,368	1,226,699	1,226,699	1,226,699	1,226,699	1,226,699
3500 UNEMPLOYMENT INSURANCE	4,989	4,056	4,351	5,000	5,500	6,000
3600 WORKER'S COMPENSATION	171,471	199,320	192,038	200,000	200,000	200,000
3900 OTHER BENEFITS	<u>100,089</u>	<u>100,872</u>	<u>149,853</u>	<u>95,000</u>	<u>93,000</u>	<u>91,000</u>
TOTAL BENEFITS	2,620,009	2,995,002	3,208,883	3,363,598	3,530,048	3,698,628
	10,407,348	11,444,235	11,663,131	11,891,452	12,126,048	12,357,585
4100 TEXTBOOKS	27,942	206,000	40,000	40,000	40,000	40,000
4300 INSTRUCTIONAL SUPPLIES	<u>742,494</u>	<u>1,065,216</u>	<u>828,407</u>	<u>828,407</u>	<u>828,407</u>	<u>828,407</u>
TOTAL BOOKS AND SUPPLIES	770,436	1,271,216	868,407	868,407	868,407	868,407
5200 TRAVEL AND CONFERENCE	28,060	130,109	29,402	29,402	29,402	29,402
5300 DUES AND MEMBERSHIPS	3,775	12,061	12,061	12,061	12,061	12,061
5400 INSURANCE	119,332	122,224	122,224	124,000	124,000	124,000
5500 UTILITIES	419,663	440,000	420,000	430,000	430,000	430,000
5600 CONTRACTS, RENTS, LEASES	261,391	195,436	235,436	235,436	235,436	235,436
5750 DIRECT COSTS FOR CAFETERIA FD	-48,450	-45,000	-45,000	-45,000	-45,000	-45,000
5800 OTHER SERV. & OPERATING EXP.	276,995	298,482	239,482	250,000	250,000	250,000
5900 COMMUNICATIONS	<u>41,575</u>	<u>50,837</u>	<u>50,837</u>	<u>75,000</u>	<u>75,000</u>	<u>75,000</u>
TOTAL CONTRACTS/OTHER EXPENSE	1,102,341	1,204,149	1,064,442	1,110,899	1,110,899	1,110,899
6500 EQUIPMENT REPLACEMENT	<u>56,177</u>	<u>250,000</u>	<u>200,000</u>			
TOTAL CAPITAL OUTLAY	56,177	250,000	200,000	0	0	0
7142 COMMUNITY SCHOOL/SELPA	502,689	731,189	760,000	790,000	820,000	850,000
7350/7613 Interfund (to/from Cafeteria)	45,890	15,000	15,000	15,000	15,000	15,000
7649 OTHER LOAN PAYMENTS	<u>55,045</u>	<u>55,045</u>	<u>55,045</u>	<u>55,045</u>	<u>27,522</u>	no more pymts!
TOTAL 7000 OTHER OUTGO	603,624	801,234	830,045	860,045	862,522	865,000
TOTAL EXPENDITURES & TRANSFERS OUT	12,939,926	14,970,834	14,626,025	14,730,803	14,967,876	15,201,891

Back to Agenda

Multi-Year Projection Summary - February 9, 2016

	14/15 ACTUALS	15/16 BUDGET	16/17 BUDGET	17/18 BUDGET	18/19 BUDGET	19/20 BUDGET
TOTAL REVENUES	12,793,104	14,862,155	14,876,964	15,025,312	15,065,102	15,505,667
TOTAL EXPENSES & TRANSFERS OUT	12,939,926	14,970,834	14,626,025	14,730,803	14,967,876	15,201,891
TOTAL REVENUES LESS EXPENDITURES	-146,822	-108,679	250,939	294,509	97,226	303,776
GENERAL FUND BEGINNING BALANCE	1,347,994	1,201,172	1,092,493	1,343,432	1,637,941	1,735,167
LESS AMOUNT ABOVE REVENUES LESS EXP	-146,822	-108,679	250,939	294,509	97,226	303,776
Less Reserve for Revolving Cash		-30,350	-30,350	-30,350	-30,350	-30,350
less Reserve for Van/Bus Replacement		-35,000	-70,000	-105,000	-140,000	-175,000
less Reserve for Technology		-15,000	-30,000	-45,000	-60,000	-75,000
Less Reserve for Curriculum/Textbooks		-75,000	-150,000	-225,000	-300,000	-375,000
Less Restricted Fund Balance Prop 39/Common Core						
UNDISTRIBUTED GENERAL FUND RESERVE	1,201,172	937,143	1,063,082	1,232,591	1,204,817	1,383,593
% UNDISTRICTED RESERVE	9.28%	6.26%	7.27%	8.37%	8.05%	9.10%
3% UNDISTRICTED RESERVE IS	388,198	449,125	438,781	441,924	449,036	456,057
AMOUNT ABOVE (-BELOW) 3%	812,974	488,018	624,301	790,667	755,781	927,537
5% UNDISTRICTED RESERVE IS	646,996	748,542	731,301	736,540	748,394	760,095
AMOUNT ABOVE (-BELOW) 5%	554,176	188,601	331,781	496,051	456,423	623,499

RECOMMENDED RESERVE 3% Plus one Year LCFF Growth						
LCFF Growth Amount over Prior Year	\$ 1,062,836	\$ 1,462,460	\$ 704,548	\$ 485,531	\$ 58,790	\$ 440,565
Plus 3% Reserve	\$ 388,198	\$ 449,125	\$ 438,781	\$ 441,924	\$ 449,036	\$ 456,057
Total Recommended Reserve	\$ 1,451,034	\$ 1,911,585	\$ 1,143,329	\$ 927,455	\$ 507,826	\$ 896,622
AMOUNT ABOVE (-BELOW) RECOMMENDED RESERVE	\$ (249,862)	\$ (974,442)	\$ (80,247)	\$ 305,136	\$ 696,991	\$ 486,972

LCFF FUNDING ESTIMATE:	14/15 BUDGET	15/16 BUDGET	16/17 BUDGET	17/18 BUDGET	18/19 BUDGET	18/19 BUDGET
TOTAL ADA	1386.33	1395.25	1395.25	1395.25	1395.25	1395.25
multiply x SSC Calculated recommended amount per ADA	\$ 7,844	\$ 8,842	\$ 9,347	\$ 9,695	\$ 9,737	\$ 10,053
Total LCFF Funding Budgeted	\$ 10,874,660	\$ 12,337,120	\$ 13,041,668	\$ 13,527,199	\$ 13,585,989	\$ 14,026,554
% Increase over Prior Year	10.77%	13.45%	5.71%	3.72%	0.43%	3.24%
CUSD P-2 ADA	1381.29	1389.12	1389.12	1389.12	1389.12	1389.12
Adult Transition Class Reported by CCOE	5.04	6.13	6.13	6.13	6.13	6.13
Community School ADA Reported by CCOE	0	0	0	0	0	0
TOTAL ADA CUSD LCFF	1386.33	1395.25	1395.25	1395.25	1395.25	1395.25
		-74K ROP	-130K ROP	-167K ROP	-167K ROP	-167K ROP

NOTE:13-14 Deficit Sending \$214,393 does not reflect above due to accounting for Common Core and Prop 39 funds

ASSUMPTIONS	ASSUMPTIONS	ASSUMPTIONS	ASSUMPTIONS	ASSUMPTIONS
Add 0 ADA	Same ADA	Same ADA	Same ADA	Same ADA
5/19/2015	No New Staff	No New Staff	No New Staff	No New Staff
Staffing Proposal Positions Added	\$214/ADA one time +100K MOT			
800K One Time				
Loss of \$74K ROP	Loss of \$130K ROP	Loss of \$167K ROP	Loss of \$167K ROP	Loss of \$167K ROP
SELPA Higher Salary Agreement Budgeted				

Colusa Unified School District

Surplus Equipment/Obsolete Equipment and/or Furniture Form

Date 1-22-2016Site MOT**Form Completion Instruction** (In description block provide the following.)

- **Textbooks:** Title, publisher, copyright date, quantity and reason for withdrawal.
- **Equipment:** Name, estimated value, quantity and reason for surplus.

Description	Recommended Disposition
School bus # 9 SN 1BABMBBA4NF051921	Sell

_____ For additional items, check here and attach list.

Site Administrator Approval

Jimmy Biladeau
Signature

1-22-2016
Date

Superintendent/Board Approval

Wayne K Newman
Signature

1-22-16
Date

Disposition:

Colusa Unified School District
Personnel Assignment Order
2015-2016 #8

EMPLOYMENT, RESIGNATIONS, AND OTHER

CERTIFICATED

Employment / Appointments:				
<u>Name</u>	<u>Position</u>	<u>Status</u>	<u>Salary</u>	<u>Date</u>
Retirement:				
Debrah Reid	3 rd Grade Teacher		75,464	6/3/2016
Resignation:				
Leaves:				
Terminated:				
Non-Reelection:				
Transfers:				
(Requests approved by Superintendent)				

CLASSIFIED

Employment / Appointments:		
<u>Name</u>	<u>Position</u>	<u>Date</u>
Felipe Granados	Assistant Track Coach	1/14/2016
Richard Ragudo	Paraeducator Substitute	1/29/2016
Leaves:		
Resignation:		
Grace Boeger	BPS ASES Student Helper	1/15/2015
Brenda Guerra	BPS Paraeducator	2/12/2016
Retirement:		
Increase of Hours:		
Job transfer:		
Termination:		

COLUSA UNIFIED SCHOOL DISTRICT

TRUSTEES:
MR. LINCOLN FORRY
MR. TERRY BRESSLER
MR. CHARLES YERXA
MRS. KELLI GRIFFITH-GARCIA
MRS. KATHIE WHITESELL

745 TENTH STREET, COLUSA, CA 95932
PHONE: (530) 458-7791 • FAX: (530) 458-4030

DWAYNE NEWMAN
DISTRICT SUPERINTENDENT



Payroll totals for the month of: January 2016

None Issued: (SUP)	
Issued 01/29/2016: (EOM)	<u>\$ 825,888.79</u>
Monthly total	\$ 825,888.79

Associated Student Body Fund

Egling Middle School and Colusa High School

as of February 2, 2016

I.I.I.

Colusa High School

Account	Name of Club	Balance
800	Colusa HS ASB	\$ 2,986.20
801	ASB Football Concessions	\$ -
802	ASB Student Store	\$ 999.55
811	Art Club	\$ 942.14
812	Ashland Shakespeare Trip	\$ 1,001.53
820	Block C - Other	\$ -
821	Block C - Baseball	\$ 10,747.28
822	Block C - Boys Basketball	\$ 1,438.90
823	Block C - Boys Soccer	\$ 176.30
824	Block C - Boys Tennis	\$ 929.77
825	Block C - Cross Country	\$ (83.62)
826	Block C - Football	\$ (23.02)
827	Block C - Girls Basketball	\$ 189.62
828	Block C - Girls Soccer	\$ (98.00)
829	Block C - Girls Tennis	\$ 126.98
830	Block C - Golf	\$ (42.46)
832	Block C - Softball	\$ 816.24
833	Block C - Track and Field	\$ 1,590.47
834	Block C - Volleyball	\$ 5,761.49
835	Block C - Wrestling	\$ 25.00
836	Block C - JV Boys Basketball	\$ 5.00
847	Class of 2016	\$ 9,712.97
848	Class of 2017	\$ (240.18)
849	Class of 2018	\$ 65.94
850	Class of 2019	\$ -
860	COLUS Yearbook	\$ 13,066.97
863	CSF	\$ 1,496.74
865	FBLA	\$ 2,697.25
870	FFA	\$ 2,093.86
876	Drama Club	\$ 418.62
885	Friday Night Live	\$ (182.90)
887	Spanish Club	\$ 258.56
888	Spirit Club	\$ 2,450.33
890	Cooking Club	\$ 114.03
892	Science Club	\$ 91.52
TOTAL CHS		\$ 59,533.08

Egling Middle School

950	Egling MS ASB	\$ 2,269.38
955	Club Live	\$ 974.75
960	Kids Can Save	\$ 189.41
965	Library	\$ 385.15
985	Sweatshirts	\$ 1,360.03
990	Yearbook	\$ 458.44
995	8th Grade	\$ 1.30
TOTAL EMS		\$ 5,638.46
TOTAL FUND 95 ASB		\$ 65,171.54