EGLING MIDDLE SCHOOL FIRE ALARM

813 WEBSTER ST. COLUSA, CA 95932

CONSTRUCTION DOCUMENTS

11/16/15

ARCHITECTURAL NEXUS PROJECT NUMBER: 15096

OWNER
Colusa Unified School District
745 Tenth Street
Colusa, CA 95932
PHONE: 530.458.7791 CONTACT: Dwayne Newman MOBILE:
FAX: 530.458.4236 E-MAIL: dnewman@colusa.k12.ca.us INTERNET: http://www.colusa.k12.ca.us

ARCHITECT
Architectural Nexus
1900 Third Street, Suite 500
Sacramento, CA 95811
PHONE: 916.443.5911 CONTACT: Joe Yee MOBILE:
FAX: 916.443.2665 E-MAIL: jyee@archnexus.com INTERNET: http://www.archnexus.com

ELECTRICAL ENGINEER
The Engineering Enterprise
1125 High Street
Sacramento, CA 95633
PHONE: 530.666.8556 CONTACT: Leonard King MOBILE:
FAX: E-MAIL: lenner@tepent.com INTERNET:

VICINITY MAP

SCHEDULE OF DRAWINGS

DESIGN CRITERIA

APPLICABLE CODES

TITLE 19 CCR, PUBLIC SAFETY, STATE FIRE MARSHAL REGULATIONS
TITLE 24 CCR, PART 1 - 2013 BUILDING STANDARDS ADMINISTRATIVE CODE
TITLE 24 CCR, PART 2 - 2013 CALIFORNIA BUILDING CODE, VOL. 1 & 2 (CBC) (2012 IBC, AS AMENDED BY CALIF.)
TITLE 24 CCR, PART 3 - 2013 CALIFORNIA ELECTRICAL CODE (CEC) (2014 NEC, AS AMENDED BY CALIF.)
TITLE 24 CCR, PART 4 - 2013 CALIFORNIA MECHANICAL CODE (CMC) (2012 UMC, AS AMENDED BY CALIF.)
TITLE 24 CCR, PART 5 - 2013 CALIFORNIA PLUMBING CODE (CPC) (2012 UPC, AS AMENDED BY CALIF.)
TITLE 24 CCR, PART 6 - 2013 CALIFORNIA ENERGY CODE
TITLE 24 CCR, PART 9 - 2013 CALIFORNIA FIRE CODE (CFC) (2012 IFC, AS AMENDED BY CALIF.)
TITLE 24 CCR, PART 10 - 2013 EXISTING BUILDING CODE
TITLE 24 CCR, PART 11 - 2013 CALIFORNIA GREEN BUILDING STANDARDS CODE
TITLE 24 CCR, PART 12 - 2013 CALIFORNIA REFERENCED STANDARDS (PARTIAL LIST - SEE CBC CH. 35 & CFC CH. 45)
2013 NFPA 13, INSTALLATION OF SPRINKLER SYSTEMS (CALIF. AMENDED)
2013 NFPA 14, INSTALLATION OF STANDPIPE AND HOSE SYSTEMS
2013 NFPA 20, INSTALLATION OF STATIONARY PUMPS FOR FIRE PROTECTION
2013 NFPA 22, WATER TANKS FOR PRIVATE FIRE PROTECTION
2013 NFPA 24, INSTALLATION OF PRIVATE FIRE SERVICE MAINS AND THEIR APPURTENANCES
2013 NFPA 25, INSPECTION, TESTING, MAINTENANCE OF WATER-BASED FIRE PROTECTION SYSTEMS (CALIF. AMENDED)
2013 NFPA 72, NATIONAL FIRE ALARM CODE (CALIF. AMENDED) SEE UL STD 1971 FOR "VISUAL DEVICES"
2013 CALIFORNIA CODE OF REGULATIONS (CCR), APPLICABLE CODES EFFECTIVE JAN 1, 2014

OTHER CRITERIA

COMPLIANCE WITH CALIFORNIA FIRE CODE (CFC) CHAPTER 33 - "FIRE SAFETY DURING CONSTRUCTION & DEMOLITION" IS REQUIRED IN THE COURSE OF CONSTRUCTION.

THIS PROJECT REQUIRES A PROJECT INSPECTOR WITH A MINIMUM CLASS 3 CERTIFICATION.

SCOPE OF WORK

ALTERATION MODERNIZATION TO THE CAMPUS WIDE FIRE ALARM SYSTEM.

STATEMENT OF GENERAL CONFORMANCE

FOR ARCHITECTS/ENGINEERS WHO UTILIZE PLANS, INCLUDING BUT NOT LIMITED TO SHOP DRAWINGS, PREPARED BY OTHER LICENSED DESIGN PROFESSIONALS AND / OR CONSULTANTS.

(APPLICATION NO. 02-114598 FILE NO. 6-8)

☒ THE DRAWINGS OR SHEETS LISTED ON THE COVER OR INDEX SHEET
☒ THIS DRAWING, PAGE SPECIFICATIONS/ CALCULATIONS

HAVE BEEN PREPARED BY OTHER DESIGN PROFESSIONALS OR CONSULTANTS WHO ARE LICENSED AND OR AUTHORIZED TO PREPARE SUCH DRAWINGS IN THIS STATE. IT HAS BEEN EXAMINED BY ME FOR:

1) DESIGN INTENT AND APPEARS TO ME THE APPROPRIATE REQUIREMENTS OF TITLE 24, CALIFORNIA CODE OF REGULATIONS AND THE PROJECT SPECIFICATIONS PREPARED BY ME, AND
2) COORDINATION WITH MY PLANS AND SPECIFICATIONS AND IS ACCEPTABLE FOR INCORPORATION INTO THE CONSTRUCTION OF THIS PROJECT.

THE STATEMENT OF GENERAL CONFORMANCE "SHALL NOT BE CONSTRUED AS RELIEVING ME OF MY RIGHTS, DUTIES, AND RESPONSIBILITIES UNDER SECTIONS 17302 AND 81129 OF THE EDUCATION CODE AND SECTION 4-336, 4-341 AND 4-344* OF TITLE 24, PART 1, (TITLE 24, PART 1, SECTION 4-317 (b))

I CERTIFY THAT: ALL DRAWINGS OR SHEETS LISTED ON THE COVER OR INDEX SHEET THIS DRAWING OR PAGE

☒ ☒ ARE IN GENERAL CONFORMANCE, AND
☒ ☒ HAVE BEEN COORDINATED

ARCHITECT OR ENGINEER DESIGNATED TO BE IN GENERAL RESPONSIBLE CHARGE
JOSEPH N. YEE
PRINT NAME

SIGNATURE | 11-16-15 DATE | C-15015 LICENSE NUMBER | 06-30-17 EXPIRATION DATE

ARCH | NEXUS

1900 Third Street, Suite 500
Sacramento, California 95811
T 916.443.5911 F 916.443.2665
http://www.archnexus.com

CONSTRUCTION DOCUMENTS
11/16/15
ARCHITECTURAL NEXUS PROJECT NUMBER: 15096

COLUSA UNIFIED SCHOOL DISTRICT
EGLING MIDDLE SCHOOL FIRE ALARM
813 WEBSTER ST. COLUSA, CA 95932

DSA-SS/CC 02-114598 6-8
APPLICATION NUMBER
DATE NOV 18 2015

G001

LIST OF ABBREVIATIONS

A	
AC	AIR CONDITIONING
AD	AREA DRAIN
ANT	ANCHO FINISHED FLOOR
AHU	AIR HANDLING UNIT
ALUM	ALUMINUM
ANSI	ANSI/UTES
ARCH	ARCHITECT
@	AT
B	
BD	BOARD
BLDG	BUILDING
BO	BOTTOM OF
C	
C	CELSIUS
CH	COAT HOOK
CHCI	CONTRACTOR FURNISHED, CONTRACTOR INSTALLED
CO	CORNER GUARD
CI	CONTINUOUS INSULATION
CJ	CONTROL JOINT
CL	CENTERLINE
CLG	CEILING
CLO	CLOSET
CLR	CLEAR
CMU	CONCRETE MASONRY UNIT
COL	COLUMN
CONC	CONCRETE
CONT	CONTINUOUS
CORR	CORRIDOR
CT	CERAMIC TILE
CTJ	CONSTRUCTION JOINT
CUH	CABINET UNIT HEATER
D	
D	DEEP
DEG	DEGREE
DEMO	DEMOLITION
DF	DRINKING FOUNTAIN
DIA	DIAMETER
DIM	DIMENSION
DN	DOWN
DS	DOWNSPOUT
DWGS	DRAWINGS
E	
EA	EACH
EJ	EXPANSION JOINT
EIFS	EXTERIOR INSULATION AND FIN SYSTEM
EL	ELEVATION
ELEC	ELECTRICAL
ELEV	ELEVATOR
EOS	EDGE OF SLAB
END	EXISTING ROOF DRAIN
EQ	EQUAL
EQUIP	EQUIPMENT
EWC	ELECTRIC WATER COOLER
EXIST	EXISTING
EXP	EXPOSED
EXT	EXTERIOR
G	
GA	GAUGE
GALV	GALVANIZED
GFRC	GLASS-FIBER-REINFORCED CONCRETE
GFRG	GLASS-FIBER-REINFORCED GYPSUM
GL	GLASS
GWB	GYPSUM WALL BOARD
GYP	GYPSUM
H	
H	HIGH
HB	HOSE BIBB
HDR	HEADER
HM	HOLLOW METAL
HPT	HIGH POINT
HR	HOUR
HT	HEIGHT
I	
ID	INSIDE DIAMETER, INSIDE DIMENSION
IN	INCH
INFO	INFORMATION
INT	INTERIOR
J	
JAN	JANITOR
K	
K	(NOT USED)
L	
LAB	LABORATORY
LAV	LAVATORY
LBS	POUNDS
LLH	LONG LEG HORIZONTAL
LLV	LONG LEG VERTICAL
LPT	LOW POINT
M	
MACH RM	MACHINE ROOM
MAX	MAXIMUM
MFR	MANUFACTURER
MECH	MECHANICAL
MILL	MILLWORK
MIN	MINIMUM
MO	MASONRY OPENING
N	
NA	NOT APPLICABLE
NIC	NOT IN CONTRACT
NOM	NOMINAL
NTS	NOT TO SCALE
O	
OC	ON CENTER
OD	OUTSIDE DIAMETER, OUTSIDE DIMENSION
OFD	OVERFLOW DRAIN
OH DR	OVERHEAD DOOR
OHM	OPPOSITE HAND
OPP	OPPOSITE
ORIG	ORIGINAL
P	
R	RISER OR RADIUS
RAD	RADIUS
RCP	REFLECTED CEILING PLAN
RD	ROOF DRAIN
REF	REFRIGERATOR
REQD	REQUIRED
REV	REVISION
RH	RELATIVE HUMIDITY
RM	ROOM
RO	ROUGH OPENING
RTU	ROOF TOP UNIT
RWL	RAIN WATER LEADER
S	
S/W	SMOKE DETECTOR
SAM	SELF ADHESIVE MEMBRANE
SCHED	SCHEDULE
SECT	SECTION
SIM	SIMILAR
SPEC	SPECIFICATION
SS	STAINLESS STEEL
STD	STANDARD
STRUCT	STRUCTURAL
T	
T	TREAD
TEL	TELEPHONE
TEMP	TEMPORARY
THK	THICK
TOC	TOP OF CONCRETE
TOM	TOP OF MASONRY
TOP	TOP OF PARAPET
TOS	TOP OF SLAB, TOP OF STEEL
TOW	TOP OF WALL
TYP	TYPICAL
TO	TOP OF
U	
UL	UNDERWRITER'S LABORATORIES
UNO	UNLESS NOTED OTHERWISE
V	
VCT	VINYL COMPOSITE TILE
VERT	VERTICAL
VEST	VESTIBULE
VIF	VERIFY IN FIELD
W	
W	WITH
W/O	WITHOUT
WD	WOOD
WH	WALL HYDRANT
WP	WORKING POINT
WRB	WEATHER RESISTIVE BARRIER
X,Y,Z	(NOT USED)

THE PRECEDING LIST OF ABBREVIATIONS IS

HATCH LEGEND

NOTE: HATCHING ANGLES MAY VARY DUE TO ANGLE OF WALL DRAWN. SINGLE HATCHED PATTERN REMAINS SIMILAR.

- CAST-IN-PLACE CONCRETE
- CONCRETE MASONRY UNIT
- PRECAST CONCRETE / GLASS FIBER REINFORCED CONCRETE (GFRC)
- STEEL STUDS
- WOOD STUDS
- BRICK VENEER
- RIGID INSULATION
- BATT INSULATION
- CONTINUOUS MATERIAL
- NON-CONTINUOUS MATERIAL (BLOCKING)
- GYPSUM BOARD
- PLYWOOD
- EXTERIOR SHEATHING
- GRAVEL
- UNDISTURBED EARTH
- BACKFILL OR FILL

DRAWING SYMBOL LEGEND

- INTERIOR ELEVATIONS — A2 (A401) SHEET NUMBER; A1 DETAIL NUMBER
- DETAIL REFERENCE — 1 (A501) DETAIL NUMBER; SHEET NUMBER
- EXTERIOR ELEVATION REFERENCE — 1 (A201) DETAIL NUMBER; SHEET NUMBER
- WALL SECTION REFERENCE — 1 (A502) DETAIL NUMBER; SHEET NUMBER
- BUILDING SECTION REFERENCE — 1 (A301) DETAIL NUMBER; SHEET NUMBER
- DETAIL REFERENCE — 1 (A301) DETAIL NUMBER; SHEET NUMBER
- ROOM DESIGNATION (FLOOR PLAN) — 1 ROOM NAME; ROOM NUMBER
- ROOM DESIGNATION (REFLECTED CEILING PLAN) — 1 ROOM NUMBER; CEILING HEIGHT ABOVE FINISH FLOOR
- ELEVATION SYMBOL — T.O. WALL; GSB-2; ELEVATION DESCRIPTION; ELEVATION ABOVE DATUM
- WALL TYPE DESIGNATION — XXX WALL TYPE
- DOOR DESIGNATION — 101 DOOR NUMBER
- WINDOW DESIGNATION — A WINDOW TYPE
- REVISION NOTE DESIGNATION
- MATCH LINE — MATCH LINE (SHEET A202)
- EXISTING WALL TO REMAIN
- WALL TO BE DEMOLISHED
- NEW WALL
- CENTER LINE SYMBOL
- BREAK LINE
- ROUND BREAK LINE
- NORTH ARROW — N; PLAN NORTH; TRUE NORTH
- CASEWORK TYPE DESIGNATION AND STANDARD CCS NUMBERING SYSTEM — MB3FN; CCS NUMBER (BY DENOTES MODIFICATION - SEE SHEET A501 FOR MODIFIED MILLWORK ELEVATIONS AND DETAILS); DEPTH; HEIGHT; MODIFICATION DESCRIPTION
- MATERIAL TYPE DESIGNATION AND FINISH LEGEND — 3000FG; FINISH NUMBER
- SLOPE INDICATION — RISE; RUN
- REVISION DESIGNATION — 1; REVISION NUMBER; REVISION CLOUD
- GRAPHIC SCALES — 0' 6" 12" 24"

ARCH | NEXUS

Architectural NEXUS, Inc.
1900 3rd Street, Suite 500
Sacramento, CA 95811
T 916.443.5911
http://www.archnexus.com

COLUSA UNIFIED SCHOOL DISTRICT
EGLING MIDDLE SCHOOL FIRE ALARM
813 WEBSTER ST. COLUSA, CA 95932

F	FAHRENHEIT
FA	FIRE ALARM
FACP	FIRE ALARM CONTROL PANEL
FDC	FIRE DEPARTMENT CONNECTION
FD	FLOOR DRAIN
FEC	FIRE EXTINGUISHER CABINET
FE	FIRE EXTINGUISHER
FG	FINISH GRADE
FHC	FIRE HOSE CABINET
FIN	FINISH
FLR	FLOOR
FND	FOUNDATION
FO	FINISHED OPENING
FOC	FACE OF CONCRETE
FOM	FACE OF MASONRY
FOS	FACE OF STUD
FOW	FACE OF WALL
FRG	FIBER REINFORCED GYPSUM
FSP	FIRE STANDPIPE
FT	FEET
FV	FIELD VERIFY

PLKB	PLASTER
PLUMB	PLUMBING
PR	PAIR
PSI	POUNDS PER SQUARE INCH
PSF	POUNDS PER SQUARE FOOT
PVC	POLYVINYL CHLORIDE
Q	
QT	QUARRY TILE

ABBREVIATIONS USED. OTHER COMMONLY ACCEPTED ABBREVIATIONS MAY BE FOUND AMONG THE DRAWINGS. SOME ABBREVIATIONS SHOWN ABOVE MAY NOT BE USED WITHIN THIS DRAWING SET.

EQUIPMENT DESIGNATION

00000 — EQUIPMENT NUMBER

GLASS TYPE DESIGNATION

G — GLASS TYPE

EGLIN

#	Date	Revision

CONSTRUCTION DOCUMENTS

NEXUS PROJECT #: 15206
CHECKED BY: KEJ
DRAWN BY: Author
DATE: 11/16/15

GENERAL INFORMATION

G002

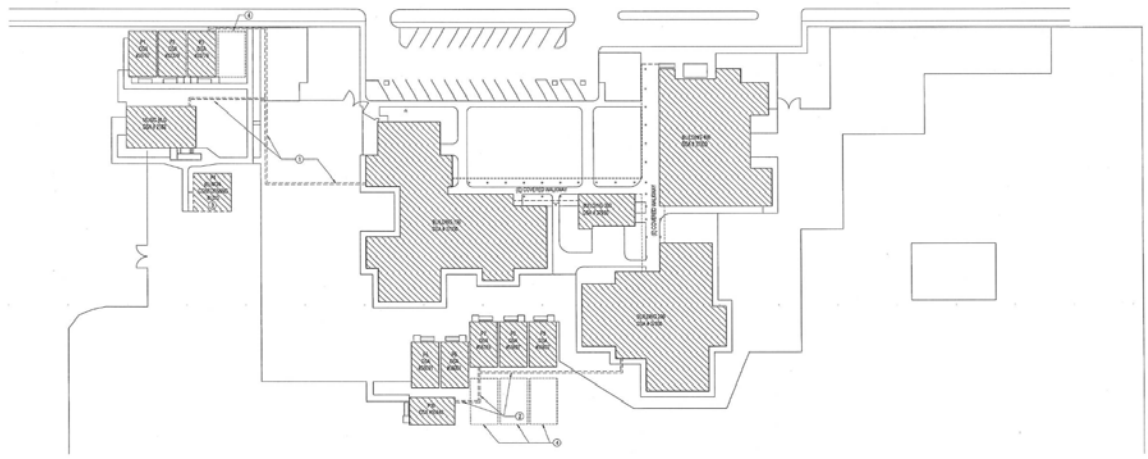

1 SITE PLAN
A101 1" = 30'-0"

N

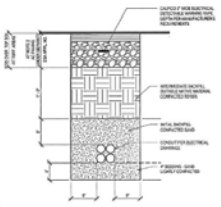

2 TRENCH INFILL
A101 1 1/2" = 1'-0"

GENERAL NOTE - SITE PLAN

A. PAINT ALL EXPOSED SURFACE MOUNTED CONDUITS TO MATCH ADJACENT WALL SURFACE. PREP GALVANIZED METAL CONDUIT AS REQUIRED BY PAINT MANUFACTURER. FINISHES ONE COAT OF PRIMER AND 2 COATS OF PAINT. PROTECT ADJACENT SURFACES AS REQUIRED TO PREVENT PAINT TRANSFER.

B. PATCH AND PAINT INTERIOR FINISHES WHERE DISTURBED BY NEW WORK. FINISH TO MATCH ADJACENT SURFACES.

KEYNOTE - SITE PLAN

1. (E) AC PAVING TO BE REMOVED & REPLACED UNDER SEPARATE CONTRACT. TRENCH AS REQUIRED FOR CONDUIT INSTALLATION. SEE FIRE ALARM SITE PLAN FOR LOCATIONS. BACKFILL TRENCH PER DETAIL 2/A101.
2. TRENCH AS REQUIRED TO INSTALL NEW CONDUIT. BACKFILL TRENCH SIMILAR TO SHOWN. PLACE SOD AT LEVEL TO MATCH ADJACENT TURF.
3. BLDG TO BE REMOVED BY OWNER PRIOR TO START OF PROJECT.
4. FUTURE RELOCATABLE CLASSROOM BUILDING. PROVIDE CONDUIT STUBS FOR FIRE ALARM.

ARCH | NEXUS

Architectural NEXUS, Inc.
1900 3rd Street, Suite 500
Sacramento, CA 95811
T 916.443.0911
http://www.archinexus.com

COLUSA UNIFIED SCHOOL DISTRICT

EGLING MIDDLE SCHOOL
FIRE ALARM
813 WEBSTER ST, COLUSA, CA 95932

#	Date	Revision

CONSTRUCTION DOCUMENTS

NEXUS PROJECT #: 15206
CHECKED BY: KEJ
DRAWN BY: Author
DATE: 11/16/15

ARCHITECTURAL SITE PLAN

AS101

SYMBOLS LIST

SOME OF THESE SYMBOLS SHOWN MAY NOT BE USED ON THIS PROJECT

POWER DISTRIBUTION

[illegible]

WIRING DEVICES

[illegible]

FIRE ALARM

[illegible]

TELECOMMUNICATION

[illegible]

GENERAL PROJECT NOTES

[illegible]

RACEWAYS

[illegible]

CONVENTIONS

[illegible]

ABBREVIATIONS

[illegible]

DRAWING INDEX

DWG. NO.	TITLE
FA001	SYMBOLS LIST & DRAWING INDEX
FA002	LOAD CALCULATION SCHEDULES
FA003	VOICE LOAD CALCULATION SCHEDULES
FA101	PARTIAL FIRE ALARM SITE PLAN
FA201D	BLDG. 100 FIRE ALARM - DEMOLITION
FA201	BLDG. 100 FIRE ALARM PLAN
FA202D	BLDGS. 200 & 300 FIRE ALARM PLANS - DEMOLITION
FA202	BLDGS. 200 & 300 FIRE ALARM PLANS
FA203D	BLDG. 400 FIRE ALARM PLAN - DEMOLITION
FA203	BLDG. 400 FIRE ALARM PLAN
FA204D	PORTABLES FIRE ALARM PLAN - DEMOLITION
FA204	PORTABLES FIRE ALARM PLAN
FA205D	MUSIC BLDG. FIRE ALARM PLAN - DEMOLITION
FA205	MUSIC BLDG. FIRE ALARM PLAN
FA301	FIRE ALARM RISER DIAGRAM
FA401	OPERATING MATRIX
FA501	DETAILS

ARCH | NEXUS

Architectural NEXUS, Inc.
2505 East Parleys Way
Salt Lake City, Utah 84109
T 801.924.5000
http://www.archnexus.com

COLUSA UNIFIED SCHOOL DISTRICT

EGLING MIDDLE SCHOOL FIRE ALARM

813 WEBSTER ST. COLUSA, CA 95932

The Engineering Enterprise

01398-007 | 02-114598 | 6-9

Date Revision

CONSTRUCTION DOCUMENTS

NEXUS PROJECT #: 15096
CHECKED BY: DR
DRAWN BY: TEE
DATE: 11/16/15

SYMBOLS LIST & DRAWING INDEX

FA001

FACP-EVS Calculations

BP-1 Calculations

BP-2 Calculations

BP-3 Calculations

BP-4 Calculations

BP-5 Calculations

BP-6 Calculations

AMP 1 — EVS-100 Voice Amp

Secondary Power Source Requirements

Device	Qty	Standby Current (amps)			Alarm Current (amps)		
		Quiet	Mult	Total	Quiet	Mult	Total
1. Speaker							
25W2-ANJP	1	0.0100	x	0.0100	0.1500	x	0.1500
	0		x		0.1500	x	0.1500
	0		x		0.1500	x	
2. Speakers							
Enter Number of Units @ 25Vrms	0	0.0000	x		0.0400	x	
Enter Number of Units @ 70.7Vrms	145.0000	0.0000	x	0.0000	0.0400	x	5.8000
				Total Standby Load:	0.0100	Total Alarm Load:	5.9500

100W Voice Amp Battery Calculation

Calculation In Total Sheet

		Required Standby Time in Hours (0.5Hours)			Required Alarm Time in Hours (0.5Hours)		
Standby Load Current (Amps)	0.0100 Amps	0.5	x	24	0.5	x	0.208 Ah
		Required Alarm Time in Hours (0.5Hours)					
Alarm Load Current (Amps)	5.9500 Amps	0.5	x	0.25	0.5	x	0.745 Ah
				Total Current Load:			0.76 Ah
		*Multiply by the Derating Factor			1.2	x	x 1.20
				Total Ah/amp Hours Required:			0.91 AH
	Recommended Batteries:			SH-Ni TR2043			

* Derating Factor required to compensate for the non linear discharge characteristics of a battery.

AMP 2 — EVS-100 Voice Amp

Secondary Power Source Requirements

Device	Qty	Standby Current (amps)			Alarm Current (amps)		
		Quiet	Mult	Total	Quiet	Mult	Total
1. Speaker							
25W2-ANJP	1	0.0100	x	0.0100	0.1500	x	0.1500
	0		x		0.1500	x	0.1500
	0		x		0.1500	x	
2. Speakers							
Enter Number of Units @ 25Vrms	0	0.0000	x		0.0400	x	
Enter Number of Units @ 70.7Vrms	37.0000	0.0000	x	0.0000	0.0400	x	1.5800
				Total Standby Load:	0.0100	Total Alarm Load:	1.5800

100W Voice Amp Battery Calculation

Calculation In Total Sheet

		Required Standby Time in Hours (0.5Hours)			Required Alarm Time in Hours (0.5Hours)		
Standby Load Current (Amps)	0.0100 Amps	0.5	x	24	0.5	x	0.208 Ah
		Required Alarm Time in Hours (0.5Hours)					
Alarm Load Current (Amps)	1.5800 Amps	0.5	x	0.25	0.5	x	0.198 Ah
				Total Current Load:			0.40 Ah
		*Multiply by the Derating Factor			1.2	x	x 1.20
				Total Ah/amp Hours Required:			0.73 AH
	Recommended Batteries:			SH-Ni TR2043			

* Derating Factor required to compensate for the non linear discharge characteristics of a battery.

ARCH | NEXUS

Architectural NEXUS, Inc.
2505 East Parleys Way
Salt Lake City, Utah 84109
T 801.924.5000
http://www.archnexus.com

COLUSA UNIFIED SCHOOL DISTRICT

EGLING MIDDLE SCHOOL

FIRE ALARM

813 WEBSTER ST, COLUSA, CA 95932

The Engineering Enterprise

#	Date	Revision

CONSTRUCTION DOCUMENTS

NEXUS PROJECT #: 10096
CHECKED BY: DR
DRAWN BY: TEE
DATE: 11/16/15

LOAD CALCULATION SCHEDULES

FA002

ARCH | NEXUS

Architectural NEXUS, Inc.
2505 East Parleys Way
Salt Lake City, Utah 84109
T 801.924.5000
http://www.archnexus.com

Original drawings remain the property of the Architect and as such the Architect retains total ownership and control. The design represented by these drawings is sold to the client for a one-time use, unless otherwise agreed upon in writing by the Architect.
© Architectural Nexus, Inc. 2014

COLUSA UNIFIED SCHOOL DISTRICT

G MIDDLE SCHOOL

FIRE ALARM

813 WEBSTER ST, COLUSA, CA 95932

EGLIN

The Engineering Enterprise

#	Date	Revision

CONSTRUCTION DOCUMENTS

NEXUS PROJECT #: 15098
CHECKED BY: DR
DRAWN BY: TEE
DATE: 11/16/15

VOICE LOAD-CALCULATION SCHEDULES

FA003

GROUND BOX FOR SIGNAL AND DATA CONDUIT/CABLE, EVERY 50-60

GROUND BOX FOR FIRE ALARM CONDUIT/CABLE, EVERY 50-60

12"H/12"L/12"W NEMA 3R SIGNAL AND DATA TERMINAL ENCLOSURE, 3/4" CONDUITS

12"H/12"L/12"W NEMA 3R FIRE ALARM TERMINAL ENCLOSURE, 1-2" CONDUIT

GENERAL SHEET NOTES

A. ALL GROUND BOXES SHALL BE CONCRETE WITH EXTENSION RINGS TO 24" BELOW SURFACE LEVEL GROUND BOXES FOR THE PLAYFIP AND "CORRU-VACKCURB" RESPECTIVELY.

B. RESTORE ASPHALT, CONCRETE AND LANDSCAPE SURFACE TO MATCH ORIGINAL CONDITION.

C. WHEN SAW CUTTING CONCRETE, CUT ALONG JOINTS AND REMOVE SECTION OF CONCRETE. REPLACE ENTIRE SECTION.

D. PRIOR TO TRENCHING, COORDINATE EXACT LOCATION TO TRENCH WITH THE OWNERS REPRESENTATIVE TO ELIMINATE CONFLICT WITH FUTURE BUILDING PLANS.

E. REFER TO FA001 FOR SINGLE LINE DIAGRAM

F. ALL CABLE IN ATTIC SPACE SHALL BE SUPPORTED EVERY 48" WITH J-HOOKS.

G. SUPPORT CONDUIT ON BREEZEWAY ROOF WITH BLUE DURA-BLOCK "DBJ6" CONDUIT SUPORTS ON EQUAL, EVERY 5 FT. SECURE SUPPORT TO ROOF PER MANUFACTURERS INSTRUCTIONS.

NUMBERED SHEET NOTES

1. 4 - 2" UNDERGROUND CONDUIT FOR 1-FA, 1-SIGNAL, 1-DATA FEED, AND 1-SPARE.
2. 3 - 2" UNDERGROUND CONDUIT FOR 1-SIGNAL, 1-DATA FEED, AND 1-SPARE
3. 1 - 2" UNDERGROUND CONDUIT FOR 1-FA.
4. 1-2" CONDUIT ABOVE COVERED BREEZEWAY FOR FIRE ALARM.
5. EXISTING UG TELECOM CONDUIT.
6. 1-2" FA CONDUIT TO FIRE ALARM PANEL.
7. MOUNT SIGNAL ANCHOR FA ENCLOSURES ABOVE CEILING LINE. PROVIDE GALVANIZED RIGID CONDUIT FROM ENCLOSURE TO CEILING LINE WITH SLEEVE INTO BUILDING ABOVE CEILING LINE WITH CITY OF COLUSA'S FROM UNDERGROUND.
8. EXISTING TELECOM CHRISTY GROUND BOX. REMOVE GROUND BOX AND REPLACE WITH A CHRISTY 840 GROUND BOX TO 24"D. INTERCEPT EXISTING CONDUIT AND BRING INTO NEW BOX.
9. MOUNT FA ENCLOSURES ABOVE CEILING LINE ON THE SIDE OF BUILDING. SLEEVE INTO BUILDING ABOVE CEILING LINE WITH CITY OF COLUSA'S.

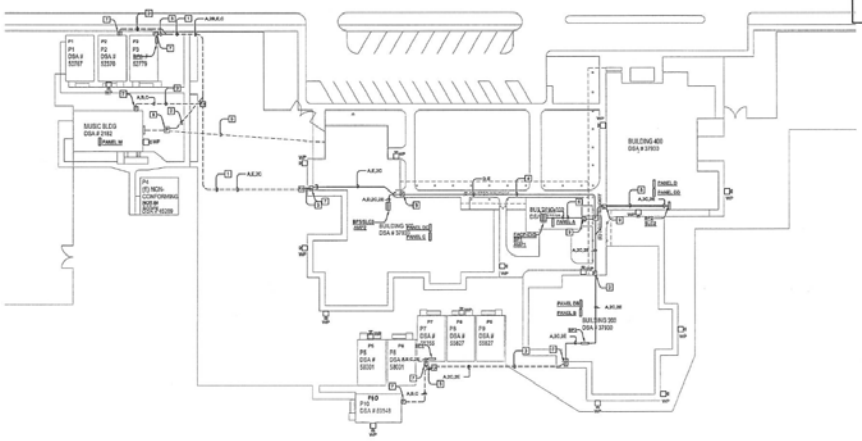

A FA101 PARTIAL FIRE ALARM SITE PLAN

SCALE: 1" = 30'-0"

ARCH | NEXUS

Architectural NEXUS, Inc.
2505 East Parleys Way
Salt Lake City, Utah 84109
T 801.524.5002
http://www.archnexus.com

COLUSA UNIFIED SCHOOL DISTRICT

EGLING MIDDLE SCHOOL FIRE ALARM

813 WEBSTER ST. COLUSA, CA 95932

The Engineering Enterprise

#	Date	Revision

CONSTRUCTION DOCUMENTS

NEXUS PROJECT #: 15098
CHECKED BY: DR
DRAWN BY: TEE
DATE: 11/16/15

PARTIAL FIRE ALARM SITE PLAN

FA101

NUMBERED SHEET NOTES
1. DEMO FIRE ALARM CONTROL PANEL. POWER TO BE REUSED FOR NEW FACP.
2. DEMO FIRE ALARM DEVICE AND CABLE TO ORIGINATION. PROVIDE A BLANK COVER PLATE OVER EXISTING DEVICE BOXES THAT ARE NOT REUSED.

A FA201D BLDG. 100 FIRE ALARM - DEMOLITION
SCALE 1/8" = 1'-0"

ARCH | NEXUS

Architectural NEXUS, Inc.
2505 East Parleys Way
Salt Lake City, Utah 84109
T 801.924.5000
http://www.archnexus.com

COLUSA UNIFIED SCHOOL DISTRICT

EGLING MIDDLE SCHOOL FIRE ALARM

613 WEBSTER ST. COLUSA, CA 95932

The Engineering Enterprise
CIVIL/STRUCTURAL
1120 NEVADA STREET
VALLEJO, CA 94592
(707) 553-1370

#	Date	Revision

CONSTRUCTION DOCUMENTS

NEXUS PROJECT #: 15050
CHECKED BY: DR
DRAWN BY: TEE
DATE: 11/16/15

BLDG. 100 FIRE ALARM - DEMOLITION

N

FA201D

GENERAL SHEET NOTES

A. FIRE ALARM SYSTEM INSTALLATION SHALL COMPLY WITH ALL REQUIREMENTS OF APPLICABLE CODES, STANDARDS AND STATE REGULATIONS.

B. FIRE ALARM CIRCUITS AND CIRCUIT ROUTING ARE SHOWN SCHEMATICALLY FOR CLARITY ILLUSTRATING THE WIRING CONFIGURATION NECESSARY FOR PROPER CIRCUIT SUPERVISION.

C. COORDINATE CEILING MOUNTED FIRE ALARM DEVICE LOCATIONS WITH WITH HEIGHT FIXTURES TO AVOID CONFLICTS.

D. INSTALL FIRE ALARM CONDUCTORS IN CONDUIT. ROUTE CONDUIT CONCEALED ABOVE CEILINGS AND/OR IN CEILING CAVITIES WHERE FEASIBLE. MINIMUM SIZE OF CONDUIT SHALL BE 3/4". UTILIZE EMT CONDUIT. THE USE OF FLEXIBLE CONDUIT IS ONLY ALLOWED IN LIEU OF CONDUITS FOR AREA WHERE CONDUIT CANNOT BE INSTALLED CONCEALED.

E. REFER TO FA201 SINGLE LINE DRAWING FOR CONNECTIVITY PLAN.

NUMBERED SHEET NOTES

1. PROVIDE A BOOSTER PANEL WITH SLC EXPANDER CARD AND AN AUDIO AMPLIFIER AND MOUNT ON WALL. PROVIDE NEW 120VAC POWER.

A FA201 BLDG. 100 FIRE ALARM PLAN

SCALE:1/8" = 1'-0"

ARCH | NEXUS

Architectural NEXUS, Inc.
2005 East Parrys Way
Salt Lake City, Utah 84109
T 801.924.3300
http://www.archnexus.com

COLUSA UNIFIED SCHOOL DISTRICT

EGLING MIDDLE SCHOOL FIRE ALARM

813 WEBSTER ST. COLUSA, CA 95932

The Engineering Enterprise

#	Date	Revision

CONSTRUCTION DOCUMENTS

NEXUS PROJECT #: 15206
CHECKED BY: DR
DRAWN BY: TEE
DATE: 11/16/15

BLDG. 100 FIRE ALARM PLAN

N

FA201

NUMBERED SHEET NOTES

1. DEMO FIRE ALARM DEVICE AND CABLE TO ORIGINATION. PROVIDE A BLANK COVER PLATE OVER EXISTING DEVICE BOXES THAT ARE NOT REUSED.

2. DEMO FIRE ALARM CONTROL PANEL. POWER TO BE REUSED FOR NEW FACP.

ARCH | NEXUS

Architectural NEXUS, Inc.
2005 East Parrys Way
Salt Lake City, Utah 84109
T 801.924.3300
http://www.archnexus.com

Original drawings remain the property of the Architect and as such the Architect retains total ownership and control. The design represented by these drawings is valid for this one time use, unless permission is granted upon in writing by the Architect.
© Architectural Nexus, Inc. 2014

COLUSA UNIFIED SCHOOL DISTRICT

G MIDDLE SCHOOL FIRE ALARM

813 WEBSTER ST. COLUSA, CA 95932

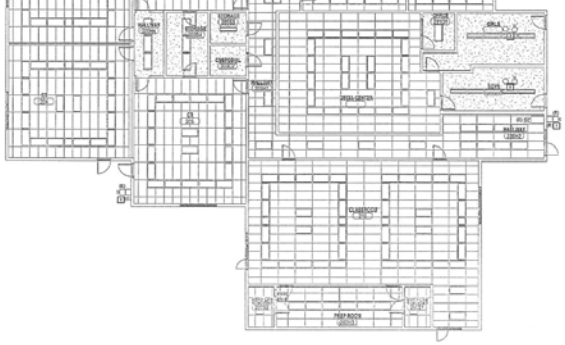

A FA202 BLDG. 200 FIRE ALARM PLANS - DEMOLITION

SCALE:1/8" = 1'-0"

B FA202 BLDG. 300 FIRE ALARM PLANS - DEMOLITION

SCALE:1/8" = 1'-0"

EGLIN

The Engineering Enterprise

Consulting Engineers

1108 Indian Avenue
Antioch, CA 94509
(925) 995-9208

CONSTRUCTION DOCUMENTS

01/20/15 DD 114038 0-0

Date Revision

CONSTRUCTION DOCUMENTS

NEXUS PROJECT #: 1503M
CHECKED BY: DR
DRAWN BY: TEE
DATE: 11/16/15

BLDGS. 200 & 300 FIRE ALARM PLANS - DEMOLITION

N

FA202D

GENERAL SHEET NOTES

A. FIRE ALARM SYSTEM INSTALLATION SHALL COMPLY WITH ALL REQUIREMENTS OF APPLICABLE CODES, STANDARDS AND STATE REGULATIONS.

B. FIRE ALARM CIRCUITS AND CIRCUIT ROUTING ARE SHOWN SCHEMATICALLY FOR CLARITY ILLUSTRATING THE WIRING CONFIGURATION NECESSARY FOR PROPER CIRCUIT SUPERVISION.

C. COORDINATE CEILING MOUNTED FIRE ALARM DEVICE LOCATIONS WITH NEW LIGHT FIXTURES TO AVOID CONFLICTS.

D. INSTALL FIRE ALARM CONDUCTORS IN CONDUIT. ROUTE CONDUIT CONCEALED ABOVE CEILINGS AND/OR IN WALLS WHENEVER POSSIBLE. MINIMUM SIZE OF CONDUIT SHALL BE 3/4". UTILIZE ELECTRICAL METALLIC TUBING (EMT) OR ENCLOSED RACEWAY (IN LIEU OF CONDUIT) FOR AREA WHERE CONDUIT CANNOT BE INSTALLED CONCEALED.

E. REFER TO SHEET E-1.NE DRAWING FA001.

NUMBERED SHEET NOTES

1. INSTALL NEW FIRE ALARM PANEL WITH EVS, BOOSTER PANEL, 1 AND AMPLIFIER 1 IN THE SAME LOCATION OF THE OLD FIRE ALARM CONTROL PANEL. USE EXISTING POWER FROM OLD PANEL.

2. LOCATE THE BOOSTER PANEL IN THE CUSTODIAL ROOM. PROVIDE NEW 120VAC POWER FROM PANEL B.

ARCH | NEXUS

Architectural NEXUS, Inc.
2505 East Parkway Way
Salt Lake City, Utah 84109
T 801.924.5000
http://www.archnexus.com

COLUSA UNIFIED SCHOOL DISTRICT

EGLING MIDDLE SCHOOL FIRE ALARM

513 WEBSTER ST. COLUSA, CA 95932

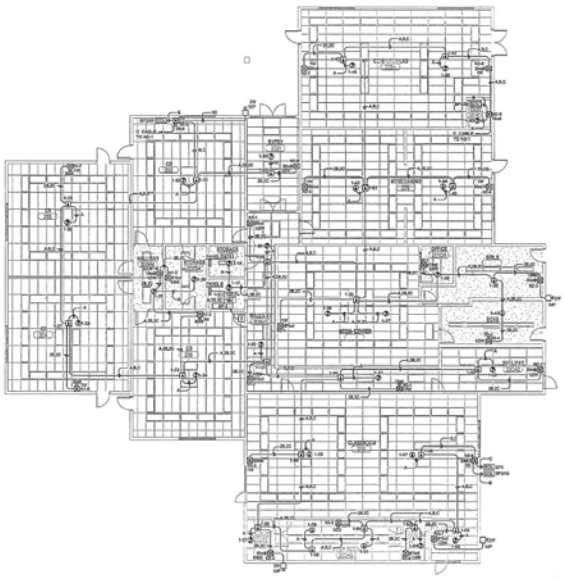

A FA202 BLDG. 200 FIRE ALARM PLANS - MODIFIED

SCALE:1/8" = 1'-0"

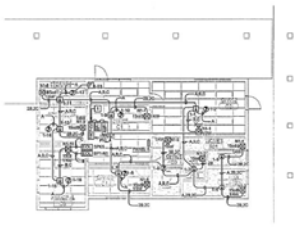

B FA202 BLDG. 300 FIRE ALARM PLANS - MODIFIED

SCALE:1/8" = 1'-0"

The Engineering Enterprise

Consulting Engineers

1108 Indian Avenue
Antioch, CA 94509
(925) 995-9208

CONSTRUCTION DOCUMENTS

01/20/15 DD 114038 0-0

Date Revision

CONSTRUCTION DOCUMENTS

NEXUS PROJECT #: 1503M
CHECKED BY: DR
DRAWN BY: TEE
DATE: 11/16/15

BLDGS. 200 & 300 FIRE ALARM PLANS

N

FA202



CITY UNIFIED SCHOOL DISTRICT

EGLING MIDDLE SCHOOL

FIRE ALARM

CONSTRUCTION DOCUMENTS

FA203D

GENERAL SHEET NOTES

1. [illegible]
2. [illegible]
3. [illegible]
4. [illegible]
5. [illegible]

#	UNAVAILABLE SHEET NOTES
1	[illegible]

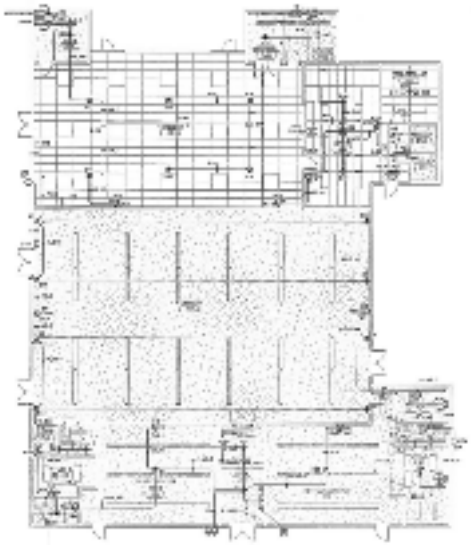

1 EGLING FIRE ALARM PLAN

EGLING MIDDLE SCHOOL
FIRE ALARM

CONTRACTOR DOCUMENTS

FIRE ALARM PLAN

FA203



2 NORTH PORTABLES FIRE ALARM PLAN - DEMOLITION

#	REVISED SHEET NOTES
1	[illegible]
2	[illegible]

MIDDLE SCHOOL
FIRE ALARM



EGLIN

CONSTRUCTION DOCUMENTS

PORTABLE FIRE ALARM PLAN - EXISTING

FA204D



NORTH PORTABLE FIRE ALARM PLAN

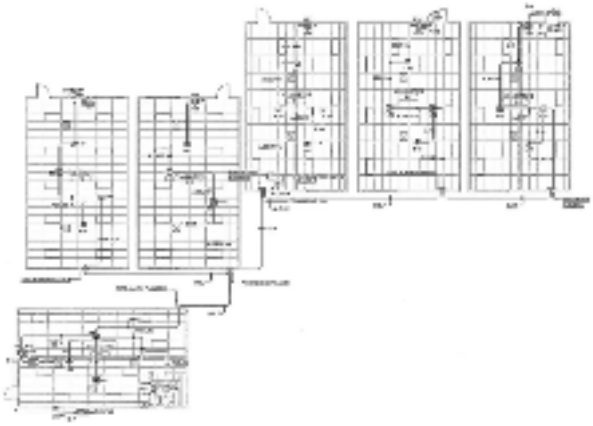

SOUTH PORTABLE FIRE ALARM PLAN

DOLLINS UNIFIED SCHOOL DISTRICT

EGLING MIDDLE SCHOOL

FIRE ALARM

CONSTRUCTION DOCUMENTS

PORTABLE FIRE ALARM PLAN

FA204



1 MUSIC BLDG. FIRE ALARM PLAN - CONDUITS

COLUSA UNIFIED SCHOOL DISTRICT

EGLING MIDDLE SCHOOL FIRE ALARM

CONSTRUCTION DOCUMENTS

MUSIC BLDG. FIRE ALARM PLAN - CONDUITS

FA2050

GENERAL SHEET NOTES



1 M.300 DUCT FIRE ALARM PLAN

CITY OF COLUMBIA UNIFIED SCHOOL DISTRICT

EGLING MIDDLE SCHOOL

FIRE ALARM

CONSTRUCTION DOCUMENTS

FA205



FIRE ALARM PERMIT STATUS

LABEL	TYPE	DESCRIPTION
[illegible]	[illegible]	[illegible]
[illegible]	[illegible]	[illegible]
[illegible]	[illegible]	[illegible]
[illegible]	[illegible]	[illegible]
[illegible]	[illegible]	[illegible]

NOTES:

1. [illegible]
2. [illegible]
3. [illegible]
4. [illegible]

COLUMBIA UNIFIED SCHOOL DISTRICT

EGLING MIDDLE SCHOOL

FIRE ALARM



EGLING

CONSTRUCTION DOCUMENTS

FIRE ALARM RISER DIAGRAM

FA301



FIRE ALARM SYSTEM EQUIPMENT SCHEDULE

FIRE ALARM SYSTEM OPERATION

FIRE ALARM SYSTEM SEQUENCE

COLUMBIA HUMBOLDT REGIONAL DISTRICT

EGLING MIDDLE SCHOOL

FIRE ALARM

CONSTRUCTION DOCUMENTS

FA401

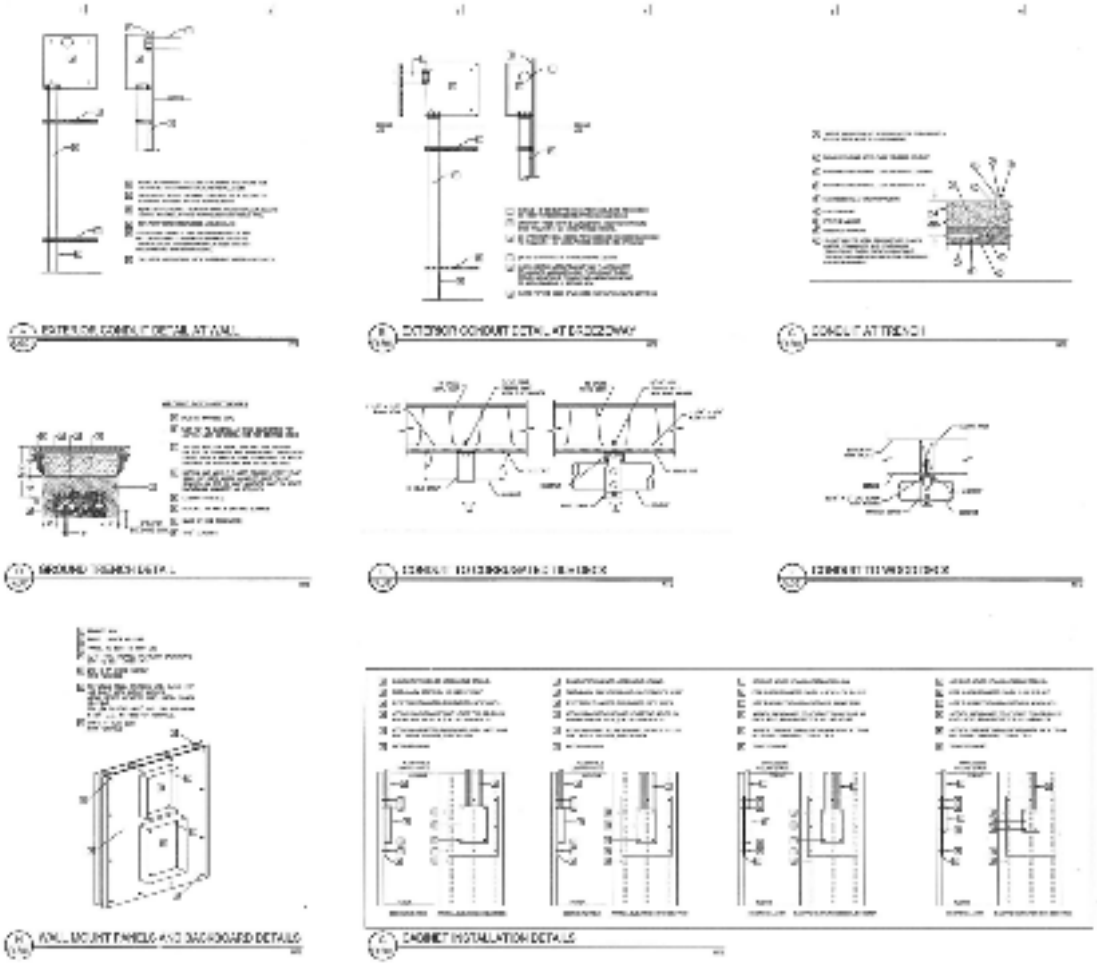

COLUSA UNIFIED SCHOOL DISTRICT

EGLING MIDDLE SCHOOL FIRE ALARM

CONSTRUCTION DOCUMENTS

DETAILS

FA501