

School Year: **2023-24**



# School Plan for Student Achievement (SPSA) Template

Instructions and requirements for completing the SPSA template may be found in the SPSA Template Instructions.

School Name	County-District-School (CDS) Code	Schoolsite Council (SSC) Approval Date	Local Board Approval Date
Colusa Alternative High School	06-61598-0630012	April 30, 2024	May 20, 2024

## Purpose and Description

Briefly describe the purpose of this plan (Select from Schoolwide Program, Comprehensive Support and Improvement, Targeted Support and Improvement, or Additional Targeted Support and Improvement)

Schoolwide Program

Comprehensive Support and Improvement

The purpose of this plan is to identify and address the instructional programs that our instructional staff will need in order to provide rigorous academics and comprehensive social emotional tiered systems of supports to ensure the appropriate rigor of instruction that will positively impact the academic growth of our students.

Colusa Alternative High School qualified for the Equity Multiplier as a result of the Stabilization Rate as well as Low Socioeconomic Rates of each school. Individuals from our CUSD Leadership team conducted outreach efforts to engage with parents and students from both schools to conduct a needs assessment. The results from the input and needs assessment will be utilized for next steps as it relates to the Equity Multiplier.

Briefly describe the school's plan for effectively meeting the ESSA requirements in alignment with the Local Control and Accountability Plan and other federal, state, and local programs.

Colusa Alternative High School: Where Success Knows No Limits. OUR MISSION Provide a safe, student-centered, high quality education for ALL students.

At Colusa Alternative High School, we wholeheartedly believe in the potential of every student. Our unwavering commitment is rooted in the idea that all learners can thrive academically and socially when given the right environment and support.

Our school is a haven of learning, dedicated to providing a secure and nurturing space that empowers students to excel. We are passionate about offering a high-quality education that tailors itself to the unique needs of each individual.

Our Core Values:

**Inclusivity:** We embrace the diversity of our student body, recognizing that each background and perspective enriches our educational experience.

**Student-Centered Approach:** Our educational approach places students at the forefront, ensuring their needs, interests, and ambitions are the driving force behind their academic journey.

**High Expectations:** We firmly believe that setting high standards for behavior and attendance paves the way for greater academic and social achievement.

**Community Engagement:** Colusa Alternative High School is deeply ingrained in the local community. We welcome and encourage community involvement, building strong partnerships with local businesses and higher education institutions to expand learning horizons.

Our Commitment to Excellence:

**Academic Success:** We are dedicated to fostering a culture of academic excellence. Our experienced educators employ innovative teaching methods and personalized approaches to help students reach their full potential.

**Social Emotional Growth:** Recognizing the importance of emotional well-being, we provide comprehensive support to help students develop essential life skills and resilience.

**Safe Environment:** Our school prioritizes the safety and security of our students, ensuring they learn in an environment where they can thrive without fear.

**Diverse Learning Opportunities:** Through collaborations with local businesses and higher education institutions, we offer a wide array of diverse learning opportunities, preparing students for a dynamic future.

Colusa Alternative High School is more than just an educational institution; it's a community that fosters growth, encourages ambition, and celebrates achievement. We invite you to join us on this incredible journey, where together, we unlock the limitless potential within each student. Your success is our success, and at Colusa Alternative High School, the sky's the limit.

# Table of Contents

SPSA Title Page .....	1
Purpose and Description.....	1
Table of Contents.....	3
Comprehensive Needs Assessment Components .....	5
Data Analysis .....	5
Surveys .....	5
Classroom Observations.....	5
Analysis of Current Instructional Program.....	5
Educational Partner Involvement .....	9
Resource Inequities .....	9
School and Student Performance Data .....	11
Student Enrollment.....	11
CAASPP Results.....	13
ELPAC Results .....	17
Student Population.....	19
Overall Performance .....	20
Academic Performance.....	21
Academic Engagement.....	28
Conditions & Climate.....	32
Goals, Strategies, & Proposed Expenditures.....	34
Goal 1.....	34
Goal 2.....	37
Goal 3.....	40
Budget Summary .....	43
Budget Summary .....	43
Other Federal, State, and Local Funds .....	43
Budgeted Funds and Expenditures in this Plan.....	44
Funds Budgeted to the School by Funding Source.....	44
Expenditures by Funding Source .....	44
Expenditures by Budget Reference .....	44
Expenditures by Budget Reference and Funding Source .....	44
Expenditures by Goal.....	44
School Site Council Membership .....	45
Recommendations and Assurances .....	46
Instructions.....	47
Instructions: Linked Table of Contents.....	47

Purpose and Description .....48

Educational Partner Involvement .....48

Resource Inequities .....48

Goals, Strategies, Expenditures, & Annual Review .....49

    Annual Review .....50

    Budget Summary .....51

    Appendix A: Plan Requirements .....53

    Appendix B: .....56

    Appendix C: Select State and Federal Programs .....58

# Comprehensive Needs Assessment Components

## Data Analysis

Please refer to the School and Student Performance Data section where an analysis is provided.

## Surveys

This section provides a description of surveys (i.e., Student, Parent, Teacher) used during the school-year, and a summary of results from the survey(s).

Colusa Alternative High School Staff members participated in the Colusa Alternative High School Needs Assessment Survey based upon state LCAP priorities. We also encourage students, staff, parents, and community members to participate in the Local Control Accountability Program survey through the district website.

## Classroom Observations

This section provides a description of types and frequency of classroom observations conducted during the school-year and a summary of findings.

Classroom observations are conducted by the principal and assistant principal. Informal observations (walk-through visits) are organized weekly in order to assure visits to all classrooms by site administration (assistant principal and principal).

## Analysis of Current Instructional Program

The following statements are derived from the Elementary and Secondary Education Act (ESEA) of 1965 and Essential Program Components (EPCs). In conjunction with the needs assessments, these categories may be used to discuss and develop critical findings that characterize current instructional practice for numerically significant subgroups as well as individual students who are:

- Not meeting performance goals
- Meeting performance goals
- Exceeding performance goals

Discussion of each of these statements should result in succinct and focused findings based on verifiable facts. Avoid vague or general descriptions. Each successive school plan should examine the status of these findings and note progress made. Special consideration should be given to any practices, policies, or procedures found to be noncompliant through ongoing monitoring of categorical programs.

## Standards, Assessment, and Accountability

Use of state and local assessments to modify instruction and improve student achievement (ESEA)

Instructors utilize a variety of sources, such as, benchmark assessments (midterms), SBAC scores, formal and informal assessments and individual meetings throughout the year.

Use of data to monitor student progress on curriculum-embedded assessments and modify instruction (EPC)

Teachers use classroom benchmark assessments to monitor and adjust instruction. Colusa Alternative High School students meet with their counselor every two weeks in order to review and establish credit goals appropriate to their individualized learning plans.

## Staffing and Professional Development

Status of meeting requirements for highly qualified staff (ESEA)

The school staffs all classrooms with credentialed, highly qualified teachers and follows CTC requirements for teachers on internship or waiver programs.

Sufficiency of credentialed teachers and teacher professional development (e.g., access to instructional materials training on SBE-adopted instructional materials) (EPC)

Colusa Alternative High School has sufficient credentialed teachers and they have had access to training opportunities.

Alignment of staff development to content standards, assessed student performance, and professional needs (ESEA)

Implementation of common core standards, pacing guides, benchmark assessments assist in the structure of courses offered at CAHS. Course descriptions are included in our counseling office course catalog, and course syllabus documents are communicated to students and parents at the start of the year.

Vertical collaboration occurs between Egling Middle School and Colusa Alternative High School in departments assisting in bridging the achievement gaps as well as easing the transition to high school.

Increased technology has also enhanced the curriculum options at Colusa Alternative High School.

Ongoing instructional assistance and support for teachers (e.g., use of content experts and instructional coaches) (EPC)

Colusa Alternative High School is currently utilizing the services of content experts. Curriculum Council provides support, vision and consistency between our school sites regarding credit required to graduate and the various components of our Senior Project. Curriculum Council provides our site with a team of experts focused on offering our students a well-rounded, challenging educational experience. New courses and guidelines are reviewed by curriculum council throughout the school year. Staff focuses on quality instruction, and they check for understanding. Three strategies in place schoolwide are bell to bell instruction, multiple student responses to check for understanding and timely transitions to utilize instructional minutes. Learning objectives, SLOs and daily agendas are posted and referenced regularly. Department meetings occur providing teachers with time to collaborate.

Teacher collaboration by grade level (kindergarten through grade eight [K–8]) and department (grades nine through twelve) (EPC)

Weekly collaboration time is provided for teachers to interact with one another regarding curriculum and instructional strategies. Teachers collaborate in departments, inter-departments and vertical collaboration with Egling Middle School. Discussion items at collaboration focus on instructional strategies, data, curriculum at grade levels and in departments, district mission and focus. Site goals and SLOs are reviewed every year. A key area of focus revolves around attendance and a positive school culture.

## Teaching and Learning

Alignment of curriculum, instruction, and materials to content and performance standards (ESEA)

Instructors have developed, through the assistance of instructional coaches, pacing guides that are in alignment with the Common Core standards. Pacing guides are adjusted toward the end of the school year to best meet the needs of our students. The focus of pacing guides centers around the subject curriculum, instructional strategies and materials utilized with the Common Core State Standards. Curriculum Council reviews all curriculum request needs for CAHS. Additionally, Curriculum Council approves our curriculum including supplemental curriculum prior to board approval at the beginning of the school year.

Adherence to recommended instructional minutes for reading/language arts and mathematics (K–8) (EPC)

The school meets the requirements for instructional minutes for ELA, mathematics and physical fitness. All graduating students meet the requirements of the local governing board and the State of California graduation requirements.

Lesson pacing schedule (K–8) and master schedule flexibility for sufficient numbers of intervention courses (EPC)

Colusa Alternative High School offers one period of support to assist students in their academic learning needs.

Availability of standards-based instructional materials appropriate to all student groups (ESEA)

Appropriate standards-based instructional materials are available to all students across all grades.

Use of SBE-adopted and standards-aligned instructional materials, including intervention materials, and for high school students, access to standards-aligned core courses (EPC)

All materials are approved by the local governing board prior to purchase.

## Opportunity and Equal Educational Access

Services provided by the regular program that enable underperforming students to meet standards (ESEA)

Teachers are able to assist students with complex assignments as well as monitoring their progress in all classes. Students receive increased one-on-one instruction as needed according to their individual, educational learning plan established in their meetings with the counselor every two weeks. The counselor communicates all student plans to the entire CAHS team. Students have access to tutoring and assistance from teachers before and after school. Administration meets with our CAHS students every other week to offer curriculum support.

Special Education services students as indicated in their individualized education plan. Para-educators provide push-in support in core classes, and instructional support is provided in Basic Skill classes.

In the spring of 2023, CAHS added a second bilingual paraeducator position to support our English Learners.

Evidence-based educational practices to raise student achievement

Research-based schoolwide procedures have been implemented. Three strategies (Bell to bell instruction, multiple response and transitions) are used consistently schoolwide. Clear learning objectives are posted in classrooms. Higher level thinking and questioning as well as discovery of learning are utilized in classes according to the need of a particular lesson plan. Biweekly meetings with the counselor provide students with credit feedback at an accelerated pace in comparison to the traditional high school. The feedback motivates students to remain focused and driven to meet their upcoming goals.

## Parental Engagement

Resources available from family, school, district, and community to assist under-achieving students (ESEA)

Resources for under-achieving students are served with specific instruction and intervention materials. Increased learning time is available with teachers before school and after school. Plans for additional support are often arranged at Parent Meetings. Teachers, counselors, administration, parents and students attend the parent meeting in order to offer thorough communication and support to struggling students. A liaison from CUSD provides support services for our homeless and foster care students. Our district foster/homeless liaison supports all school sites to support our students and coordinates support through collaboration with CCOE representatives. Colusa Alternative High School also has a bilingual paraeducator who offers support to our English Learners.



Involvement of parents, community representatives, classroom teachers, other school personnel, and students in secondary schools, in the planning, implementation, and evaluation of ConApp programs (5 California Code of Regulations 3932)

Parents, community representatives, classroom teachers and other school personnel are invited to participate in the planning, implementation and evaluation of consolidated application programs. Colusa Alternative High School involves parents through School Site Council, English Language Acquisition Committee (ELAC), District English Language Acquisition Committee (DELAC), Illuminate, Aeries, Back to School Night, Parent Information Nights, CUSD community meetings, Winterfest, the school website, daily bulletin and Facebook. Teachers have input through district collaboration meetings and surveys, site collaboration meetings, department meetings and vertical collaboration meetings.

## Funding

Services provided by categorical funds that enable underperforming students to meet standards (ESEA)

## Fiscal support (EPC)

# Educational Partner Involvement

How, when, and with whom did the school consult as part of the planning process for this SPSA/Annual Review and Update?

## **Involvement Process for the SPSA and Annual Review and Update**

Our CAHS, in collaboration with our CHS staff review all items connected to our SPSA in order to best serve our students. The CHS/CAHS Leadership Team provides additional insight, reflection and ideas for improvement throughout the school year. Lastly, our School Site Council members review all elements, play an active part in goal setting and establishing our needs assessment to provide the strongest instruction to our students.

# Resource Inequities

Briefly identify and describe any resource inequities identified as a result of the required needs assessment, as applicable.

The SSC and ELAC committees have expressed the need for support systems for academic and social-emotional development. Parent engagement and support have been identified as an area of critical need at the alternative school.

The resource inequities are as follows:

- Concern over regular daily attendance
- Increase assemblies and site-specific offerings to provide a well-rounded experience.
- Low Parent Engagement resulting in increased parent nights, ESL parent nights, and computer support parent nights.
- Intentional access to support staff for increased adult interaction



# School and Student Performance Data

## Student Enrollment Enrollment By Student Group

Student Enrollment by Subgroup						
Student Group	Percent of Enrollment			Number of Students		
	20-21	21-22	22-23	20-21	21-22	22-23
American Indian	4.6%	%	0%	1		0
African American	%	%	0%			0
Asian	%	%	0%			0
Filipino	%	%	0%			0
Hispanic/Latino	95.5%	87.50%	83.33%	21	21	20
Pacific Islander	%	%	0%			0
White	%	12.50%	16.67%		3	4
Multiple/No Response	%	%	0%			0
<b>Total Enrollment</b>				22	24	24

## Student Enrollment Enrollment By Grade Level

Student Enrollment by Grade Level			
Grade	Number of Students		
	20-21	21-22	22-23
Grade 11	8	9	9
Grade 12	14	15	15
<b>Total Enrollment</b>	22	24	24

### Conclusions based on this data:

1. The CAHS program is geared toward our juniors and seniors who need to recover credits in order to graduate from CAHS or return to CHS upon completing required credits.
2. Our graduation rate for our seniors who wish to graduate from CAHS is extremely high due to the ongoing efforts of our teachers, counselor and administration.
3. Our Hispanic/Latino population continues to increase.

# School and Student Performance Data

## Student Enrollment English Learner (EL) Enrollment

English Learner (EL) Enrollment						
Student Group	Number of Students			Percent of Students		
	20-21	21-22	22-23	20-21	21-22	22-23
English Learners	9	8	9	40.90%	33.3%	37.5%
Fluent English Proficient (FEP)	7	5	3	31.80%	20.8%	12.5%
Reclassified Fluent English Proficient (RFEP)	0			0.0%	0.00%	

### Conclusions based on this data:

1. The EL population in our CAHS program receives strong support from a bilingual teacher on a daily basis.
2. EL students are able to attend an ELD class daily at CHS with our ELD instructor offering increased language development opportunities.
3. CAHS percentage of students classified as Fluent English Proficient decreased in 2022-23

# School and Student Performance Data

## CAASPP Results English Language Arts/Literacy (All Students)

Overall Participation for All Students												
Grade Level	# of Students Enrolled			# of Students Tested			# of Students with			% of Enrolled Students		
	20-21	21-22	22-23	20-21	21-22	22-23	20-21	21-22	22-23	20-21	21-22	22-23
Grade 11	17	9	14	12	6	9	12	6	9	70.6	66.7	64.3
All Grades	17	9	14	12	6	9	12	6	9	70.6	66.7	64.3

The "% of Enrolled Students Tested" showing in this table is not the same as "Participation Rate" for federal accountability purposes.

Overall Achievement for All Students															
Grade Level	Mean Scale Score			% Standard			% Standard Met			% Standard Nearly			% Standard Not		
	20-21	21-22	22-23	20-21	21-22	22-23	20-21	21-22	22-23	20-21	21-22	22-23	20-21	21-22	22-23
Grade 11	2450.	*	*	0.00	*	*	8.33	*	*	25.00	*	*	66.67	*	*
All Grades	N/A	N/A	N/A	0.00	*	*	8.33	*	*	25.00	*	*	66.67	*	*

Reading Demonstrating understanding of literary and non-fictional texts									
Grade Level	% Above Standard			% At or Near Standard			% Below Standard		
	20-21	21-22	22-23	20-21	21-22	22-23	20-21	21-22	22-23
Grade 11	*	*	*	*	*	*	*	*	*
All Grades	*	*	*	*	*	*	*	*	*

Writing Producing clear and purposeful writing									
Grade Level	% Above Standard			% At or Near Standard			% Below Standard		
	20-21	21-22	22-23	20-21	21-22	22-23	20-21	21-22	22-23
Grade 11	*	*	*	*	*	*	*	*	*
All Grades	*	*	*	*	*	*	*	*	*

Listening Demonstrating effective communication skills									
Grade Level	% Above Standard			% At or Near Standard			% Below Standard		
	20-21	21-22	22-23	20-21	21-22	22-23	20-21	21-22	22-23
Grade 11	*	*	*	*	*	*	*	*	*
All Grades	*	*	*	*	*	*	*	*	*

Research/Inquiry Investigating, analyzing, and presenting information									
Grade Level	% Above Standard			% At or Near Standard			% Below Standard		
	20-21	21-22	22-23	20-21	21-22	22-23	20-21	21-22	22-23
Grade 11	*	*	*	*	*	*	*	*	*
All Grades	*	*	*	*	*	*	*	*	*

**Conclusions based on this data:**

1. Due to our small class size at Colusa Alternative High School, testing scores did not meet the participation rate for the state.
2. CAHS staff members continue to focus on increasing student rates of participation on CAASPP assessments.

# School and Student Performance Data

## CAASPP Results Mathematics (All Students)

Overall Participation for All Students												
Grade Level	# of Students Enrolled			# of Students Tested			# of Students with			% of Enrolled Students		
	20-21	21-22	22-23	20-21	21-22	22-23	20-21	21-22	22-23	20-21	21-22	22-23
Grade 11	17	9	14	11	4	9	11	4	9	64.7	44.4	64.3
All Grades	17	9	14	11	4	9	11	4	9	64.7	44.4	64.3

\* The “% of Enrolled Students Tested” showing in this table is not the same as “Participation Rate” for federal accountability purposes.

Overall Achievement for All Students															
Grade Level	Mean Scale Score			% Standard			% Standard Met			% Standard Nearly			% Standard Not		
	20-21	21-22	22-23	20-21	21-22	22-23	20-21	21-22	22-23	20-21	21-22	22-23	20-21	21-22	22-23
Grade 11	2439.	*	*	0.00	*	*	0.00	*	*	9.09	*	*	90.91	*	*
All Grades	N/A	N/A	N/A	0.00	*	*	0.00	*	*	9.09	*	*	90.91	*	*

Concepts & Procedures Applying mathematical concepts and procedures									
Grade Level	% Above Standard			% At or Near Standard			% Below Standard		
	20-21	21-22	22-23	20-21	21-22	22-23	20-21	21-22	22-23
Grade 11	*	*	*	*	*	*	*	*	*
All Grades	*	*	*	*	*	*	*	*	*

Problem Solving & Modeling/Data Analysis Using appropriate tools and strategies to solve real world and mathematical problems									
Grade Level	% Above Standard			% At or Near Standard			% Below Standard		
	20-21	21-22	22-23	20-21	21-22	22-23	20-21	21-22	22-23
Grade 11	*	*	*	*	*	*	*	*	*
All Grades	*	*	*	*	*	*	*	*	*

Communicating Reasoning Demonstrating ability to support mathematical conclusions									
Grade Level	% Above Standard			% At or Near Standard			% Below Standard		
	20-21	21-22	22-23	20-21	21-22	22-23	20-21	21-22	22-23
Grade 11	*	*	*	*	*	*	*	*	*
All Grades	*	*	*	*	*	*	*	*	*

### Conclusions based on this data:

1. Due to our small class size at Colusa Alternative High School, testing scores did not meet the participation rate for the state.

2. CAHS students have three credentialed teachers on a daily basis offering strong support and instructional services to our alternative education program.
3. CAHS staff members continue to focus on increasing student rates of participation on CAASPP assessments.



# School and Student Performance Data

## ELPAC Results

ELPAC Summative Assessment Data Number of Students and Mean Scale Scores for All Students												
Grade Level	Overall			Oral Language			Written Language			Number of Students Tested		
	20-21	21-22	22-23	20-21	21-22	22-23	20-21	21-22	22-23	20-21	21-22	22-23
11	*	*	*	*	*	*	*	*	*	*	*	4
12		*	*		*	*		*	*	0	7	5
All Grades										*	10	9

Overall Language Percentage of Students at Each Performance Level for All Students															
Grade Level	Level 4			Level 3			Level 2			Level 1			Total Number of Students		
	20-21	21-22	22-23	20-21	21-22	22-23	20-21	21-22	22-23	20-21	21-22	22-23	20-21	21-22	22-23
11	*	*	*	*	*	*	*	*	*	*	*	*	*	*	*
12		*	*		*	*		*	*		*	*		*	*
All Grades	*	*	*	*	*	*	*	*	*	*	*	*	*	*	*

Oral Language Percentage of Students at Each Performance Level for All Students															
Grade Level	Level 4			Level 3			Level 2			Level 1			Total Number of Students		
	20-21	21-22	22-23	20-21	21-22	22-23	20-21	21-22	22-23	20-21	21-22	22-23	20-21	21-22	22-23
11	*	*	*	*	*	*	*	*	*	*	*	*	*	*	*
12		*	*		*	*		*	*		*	*		*	*
All Grades	*	*	*	*	*	*	*	*	*	*	*	*	*	*	*

Written Language Percentage of Students at Each Performance Level for All Students															
Grade Level	Level 4			Level 3			Level 2			Level 1			Total Number of Students		
	20-21	21-22	22-23	20-21	21-22	22-23	20-21	21-22	22-23	20-21	21-22	22-23	20-21	21-22	22-23
11	*	*	*	*	*	*	*	*	*	*	*	*	*	*	*
12		*	*		*	*		*	*		*	*		*	*
All Grades	*	*	*	*	*	*	*	*	*	*	*	*	*	*	*

Listening Domain Percentage of Students by Domain Performance Level for All Students												
Grade Level	Well Developed			Somewhat/Moderately			Beginning			Total Number of Students		
	20-21	21-22	22-23	20-21	21-22	22-23	20-21	21-22	22-23	20-21	21-22	22-23
11	*	*	*	*	*	*	*	*	*	*	*	*
12		*	*		*	*		*	*		*	*
All Grades	*	*	*	*	*	*	*	*	*	*	*	*

Speaking Domain Percentage of Students by Domain Performance Level for All Students												
Grade Level	Well Developed			Somewhat/Moderately			Beginning			Total Number of Students		
	20-21	21-22	22-23	20-21	21-22	22-23	20-21	21-22	22-23	20-21	21-22	22-23
11	*	*	*	*	*	*	*	*	*	*	*	*
12		*	*		*	*		*	*		*	*
All Grades	*	*	*	*	*	*	*	*	*	*	*	*

Reading Domain Percentage of Students by Domain Performance Level for All Students												
Grade Level	Well Developed			Somewhat/Moderately			Beginning			Total Number of Students		
	20-21	21-22	22-23	20-21	21-22	22-23	20-21	21-22	22-23	20-21	21-22	22-23
11	*	*	*	*	*	*	*	*	*	*	*	*
12		*	*		*	*		*	*		*	*
All Grades	*	*	*	*	*	*	*	*	*	*	*	*

Writing Domain Percentage of Students by Domain Performance Level for All Students												
Grade Level	Well Developed			Somewhat/Moderately			Beginning			Total Number of Students		
	20-21	21-22	22-23	20-21	21-22	22-23	20-21	21-22	22-23	20-21	21-22	22-23
11	*	*	*	*	*	*	*	*	*	*	*	*
12		*	*		*	*		*	*		*	*
All Grades	*	*	*	*	*	*	*	*	*	*	*	*

**Conclusions based on this data:**

1. Our small class sizes for our Colusa Alternative High School resulted in limited data on this report.
2. EL students at CAHS receive ELD instruction utilizing various approaches to best service tied to their learning style.

# School and Student Performance Data

## Student Population

The 2023 California School Dashboard provides parents and educators with meaningful information on school and district progress so they can participate in decisions to improve student learning.

The California School Dashboard goes beyond test scores alone to provide a more complete picture of how schools and districts are meeting the needs of all students. To help parents and educators identify strengths and areas for improvement, California reports how districts, schools (including alternative schools), and student groups are performing across state and local measures.

This section provides information about the school's student population.

2022-23 Student Population			
<b>Total Enrollment</b>	<b>Socioeconomically Disadvantaged</b>	<b>English Learners</b>	<b>Foster Youth</b>
<b>24</b>	<b>83.3</b>	<b>37.5</b>	
Total Number of Students enrolled in Colusa Alternative High School.	Students who are eligible for free or reduced priced meals; or have parents/guardians who did not receive a high school diploma.	Students who are learning to communicate effectively in English, typically requiring instruction in both the English Language and in their academic courses.	Students whose well being is the responsibility of a court.

2022-23 Enrollment for All Students/Student Group		
Student Group	Total	Percentage
<b>English Learners</b>	9	37.5
<b>Foster Youth</b>		
<b>Homeless</b>	4	16.7
<b>Socioeconomically Disadvantaged</b>	20	83.3
<b>Students with Disabilities</b>	7	29.2

Enrollment by Race/Ethnicity		
Student Group	Total	Percentage
<b>Hispanic</b>	20	83.3
<b>White</b>	4	16.7

### Conclusions based on this data:

1. Our bilingual and EL support is critical to best servicing our student population.
2. A bilingual paraeducator offers support to our CAHS students.

# School and Student Performance Data

## Overall Performance



The 2023 California School Dashboard provides parents and educators with meaningful information on school and district progress so they can participate in decisions to improve student learning.

The California School Dashboard goes beyond test scores alone to provide a more complete picture of how schools and districts are meeting the needs of all students. To help parents and educators identify strengths and areas for improvement, California reports how districts, schools (including alternative schools), and student groups are performing across state and local measures.

Performance on state measures, using comparable statewide data, is represented by one of five colors. The performance level (color) is not included when there are fewer than 30 students in any year. This is represented using a greyed out color dial with the words “No Performance Color.”



### 2023 Fall Dashboard Overall Performance for All Students

Academic Performance	Academic Engagement	Conditions & Climate
<b>College/Career</b> No Status Level	<b>Chronic Absenteeism</b>  No Performance Color	<b>Suspension Rate</b>  Red

#### Conclusions based on this data:

1. Due to small class sizes, performance indicators on the dashboard are not available.
2. In an alternative program, small class sizes are critical for student success and completion of graduation status.

# School and Student Performance Data

## Academic Performance English Language Arts

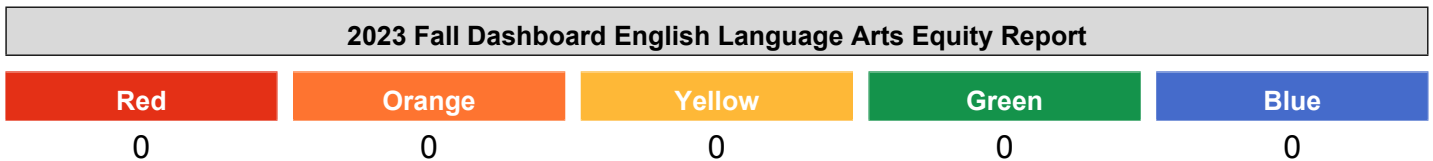
The 2023 California School Dashboard provides parents and educators with meaningful information on school and district progress so they can participate in decisions to improve student learning.

The California School Dashboard goes beyond test scores alone to provide a more complete picture of how schools and districts are meeting the needs of all students. To help parents and educators identify strengths and areas for improvement, California reports how districts, schools (including alternative schools), and student groups are performing across state and local measures.


Performance on state measures, using comparable statewide data, is represented by one of five colors. The performance level (color) is not included when there are fewer than 30 students in any year. This is represented using a greyed out color dial with the words “No Performance Color.”








This section provides number of student groups in each level.



This section provides a view of how well students are meeting grade-level standards on the English Language Arts assessment. This measure is based on student performance on either the Smarter Balanced Summative Assessment or the California Alternate Assessment, which is taken annually by students in grades 3–8 and grade 11.

2023 Fall Dashboard English Language Arts Performance for All Students/Student Group		
<b>All Students</b>	<b>English Learners</b>	<b>Foster Youth</b>
Less than 11 Students  8 Students	Less than 11 Students  4 Students	 No Performance Color 0 Students
<b>Homeless</b>	<b>Socioeconomically Disadvantaged</b>	<b>Students with Disabilities</b>
Less than 11 Students  1 Student	Less than 11 Students  8 Students	Less than 11 Students  1 Student

**2023 Fall Dashboard English Language Arts Performance by Race/Ethnicity**

<b>African American</b>	<b>American Indian</b>	<b>Asian</b>	<b>Filipino</b>
 No Performance Color 0 Students	 No Performance Color 0 Students	 No Performance Color 0 Students	 No Performance Color 0 Students
<b>Hispanic</b>	<b>Two or More Races</b>	<b>Pacific Islander</b>	<b>White</b>
Less than 11 Students  5 Students	Less than 11 Students  1 Student	 No Performance Color 0 Students	Less than 11 Students  2 Students

This section provides additional information on distance from standard for current English learners, prior or Reclassified English learners, and English Only students in English Language Arts.

**2023 Fall Dashboard English Language Arts Data Comparisons for English Learners**

<b>Current English Learner</b>	<b>Reclassified English Learners</b>	<b>English Only</b>
Less than 11 Students  4 Students	Less than 11 Students  0 Students	Less than 11 Students  3 Students

**Conclusions based on this data:**

1. Due to small class sizes, performance indicators on the dashboard are not available.
2. In an alternative program, small class sizes are critical for student success and completion of all English requirements.

# School and Student Performance Data

## Academic Performance Mathematics

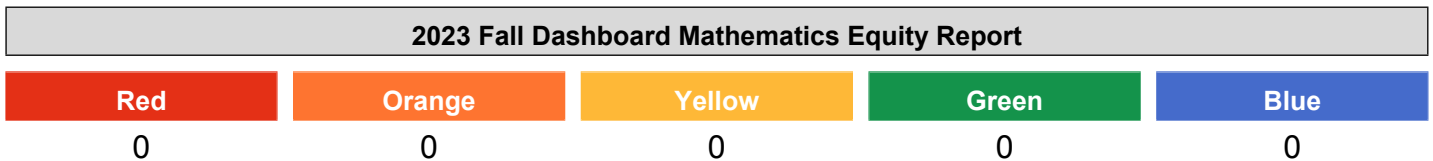
The 2023 California School Dashboard provides parents and educators with meaningful information on school and district progress so they can participate in decisions to improve student learning.

The California School Dashboard goes beyond test scores alone to provide a more complete picture of how schools and districts are meeting the needs of all students. To help parents and educators identify strengths and areas for improvement, California reports how districts, schools (including alternative schools), and student groups are performing across state and local measures.


Performance on state measures, using comparable statewide data, is represented by one of five colors. The performance level (color) is not included when there are fewer than 30 students in any year. This is represented using a greyed out color dial with the words “No Performance Color.”








This section provides number of student groups in each level.



This section provides a view of how well students are meeting grade-level standards on the Mathematics assessment. This measure is based on student performance either on the Smarter Balanced Summative Assessment or the California Alternate Assessment, which is taken annually by students in grades 3–8 and grade 11.

2023 Fall Dashboard Mathematics Performance for All Students/Student Group		
<b>All Students</b>	<b>English Learners</b>	<b>Foster Youth</b>
Less than 11 Students  8 Students	Less than 11 Students  4 Students	 No Performance Color 0 Students
<b>Homeless</b>	<b>Socioeconomically Disadvantaged</b>	<b>Students with Disabilities</b>
Less than 11 Students  1 Student	Less than 11 Students  8 Students	Less than 11 Students  1 Student

**2023 Fall Dashboard Mathematics Performance by Race/Ethnicity**

<b>African American</b>	<b>American Indian</b>	<b>Asian</b>	<b>Filipino</b>
 No Performance Color 0 Students	 No Performance Color 0 Students	 No Performance Color 0 Students	 No Performance Color 0 Students
<b>Hispanic</b>	<b>Two or More Races</b>	<b>Pacific Islander</b>	<b>White</b>
Less than 11 Students  5 Students	Less than 11 Students  1 Student	 No Performance Color 0 Students	Less than 11 Students  2 Students

This section provides additional information on distance from standard for current English learners, prior or Reclassified English learners, and English Only students in mathematics

**2023 Fall Dashboard Mathematics Data Comparisons for English Learners**

<b>Current English Learner</b>	<b>Reclassified English Learners</b>	<b>English Only</b>
Less than 11 Students  4 Students	Less than 11 Students  0 Students	Less than 11 Students  3 Students

**Conclusions based on this data:**

1. Due to small class sizes, data for the dashboard is not available.
2. In an alternative program, small class sizes are critical for student success and completion of all Math requirements



# School and Student Performance Data

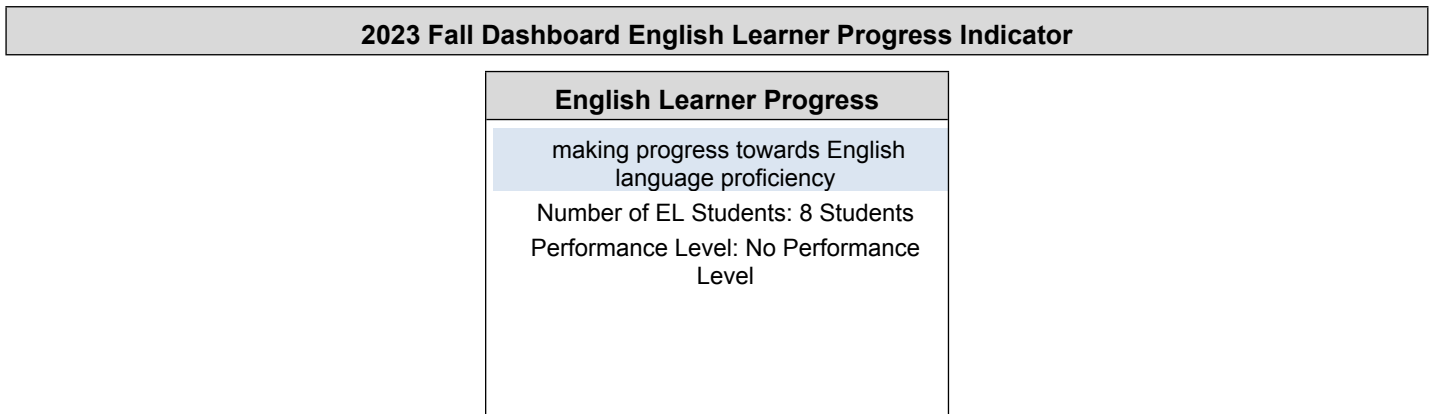
## Academic Performance English Learner Progress

The 2023 California School Dashboard provides parents and educators with meaningful information on school and district progress so they can participate in decisions to improve student learning.

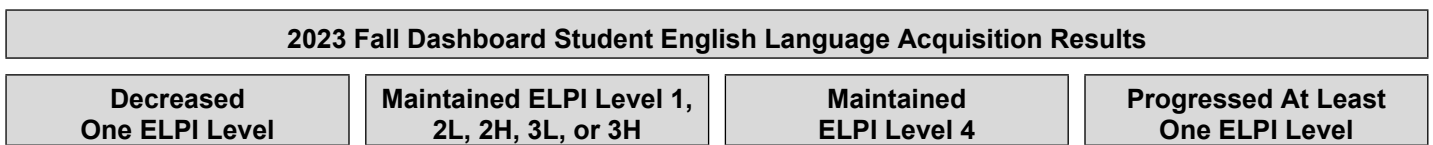
The California School Dashboard goes beyond test scores alone to provide a more complete picture of how schools and districts are meeting the needs of all students. To help parents and educators identify strengths and areas for improvement, California reports how districts, schools (including alternative schools), and student groups are performing across state and local measures.

Performance on state measures, using comparable statewide data, is represented by one of five colors. The performance level (color) is not included when there are fewer than 30 students in any year. This is represented using a greyed out color dial with the words “No Performance Color.”

This section provides a view of the percentage of current EL students making progress towards English language proficiency or maintaining the highest level.



This section provides a view of the percentage of current EL students who progressed at least one ELPI level, maintained ELPI level 4, maintained lower ELPI levels (i.e, levels 1, 2L, 2H, 3L, or 3H), or decreased at least one ELPI Level.



### Conclusions based on this data:

1. The EL population in our CAHS program receives strong support from a bilingual teacher on a daily basis.
2. EL students are able to attend ELD classes daily at CHS with our ELD instructor and Para educator offering increased language development opportunities.
3. A bilingual paraeducator offers support to our CAHS students.

# School and Student Performance Data

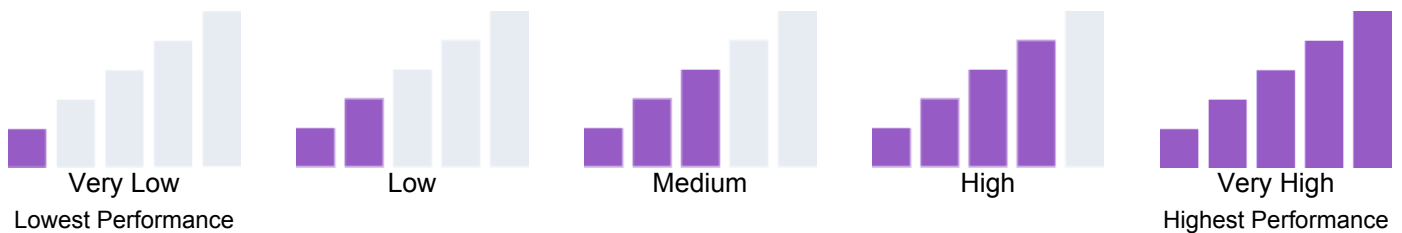
## Academic Performance College/Career Report

The 2023 California School Dashboard provides parents and educators with meaningful information on school and district progress so they can participate in decisions to improve student learning.

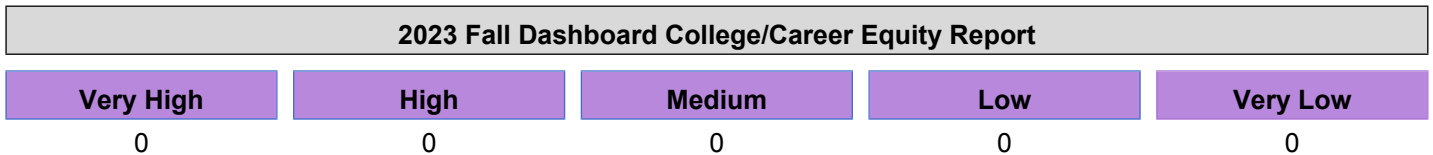
The California School Dashboard goes beyond test scores alone to provide a more complete picture of how schools and districts are meeting the needs of all students. To help parents and educators identify strengths and areas for improvement, California reports how districts, schools (including alternative schools), and student groups are performing across state and local measures.

Performance on state measures, using comparable statewide data, is represented by one of five colors. The performance level (color) is not included when there are fewer than 30 students in any year. This is represented using a greyed out color dial with the words "No Performance Color."

This section provided information on the percentage of high school graduates who are placed in the "Prepared" level on the College/Career Indicator.

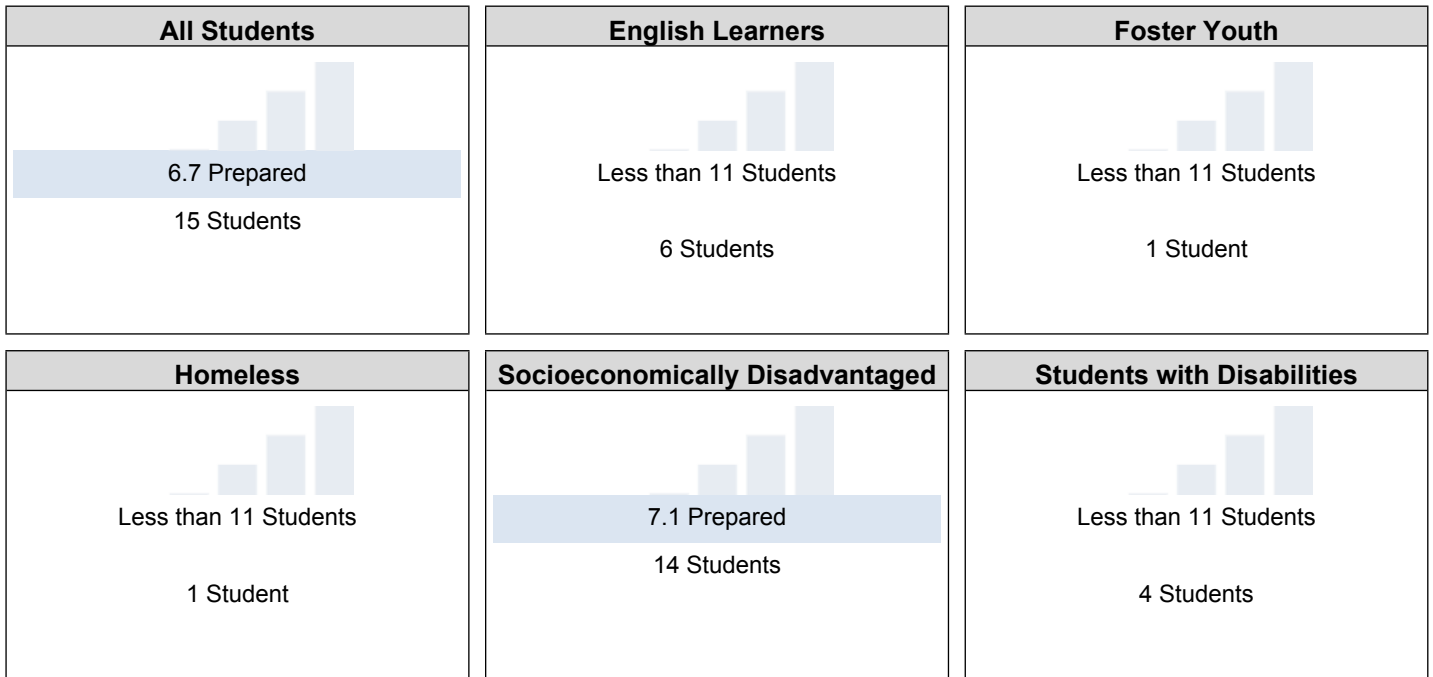


This section provides number of student groups in each level.




This section provides information about the percentage of students in kindergarten through grade 8 who are absent 10 percent or more of the instructional days they were enrolled.

**2023 Fall Dashboard College/Career Report for All Students/Student Group**



**2023 Fall Dashboard College/Career Report by Race/Ethnicity**



**Conclusions based on this data:**

1. Dashboard data is not available for this small class population.
2. In an alternative program, small class sizes are critical for student success and course completion.

# School and Student Performance Data

## Academic Engagement Chronic Absenteeism

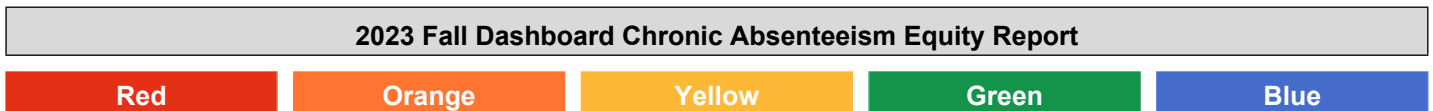
The 2023 California School Dashboard provides parents and educators with meaningful information on school and district progress so they can participate in decisions to improve student learning.

The California School Dashboard goes beyond test scores alone to provide a more complete picture of how schools and districts are meeting the needs of all students. To help parents and educators identify strengths and areas for improvement, California reports how districts, schools (including alternative schools), and student groups are performing across state and local measures.

Performance on state measures, using comparable statewide data, is represented by one of five colors. The performance level (color) is not included when there are fewer than 30 students in any year. This is represented using a greyed out color dial with the words “No Performance Color.”











This section provides number of student groups in each level.



This section provides information about the percentage of students in kindergarten through grade 8 who are absent 10 percent or more of the instructional days they were enrolled.

2023 Fall Dashboard Chronic Absenteeism for All Students/Student Group		
<b>All Students</b>  No Performance Color 0 Students	<b>English Learners</b>  No Performance Color 0 Students	<b>Foster Youth</b>  No Performance Color 0 Students
<b>Homeless</b>  No Performance Color 0 Students	<b>Socioeconomically Disadvantaged</b>  No Performance Color 0 Students	<b>Students with Disabilities</b>  No Performance Color 0 Students

**2023 Fall Dashboard Chronic Absenteeism by Race/Ethnicity**

<b>African American</b>	<b>American Indian</b>	<b>Asian</b>	<b>Filipino</b>
 No Performance Color 0 Students	 No Performance Color 0 Students	 No Performance Color 0 Students	 No Performance Color 0 Students
<b>Hispanic</b>	<b>Two or More Races</b>	<b>Pacific Islander</b>	<b>White</b>
 No Performance Color 0 Students	 No Performance Color 0 Students	 No Performance Color 0 Students	 No Performance Color 0 Students

**Conclusions based on this data:**

1. The small class size for our Colusa Alternative High School results in limited data in this regard.
2. Our district reports indicate an increase in CAHS attendance over the last two school years.

# School and Student Performance Data

## Academic Engagement Graduation Rate

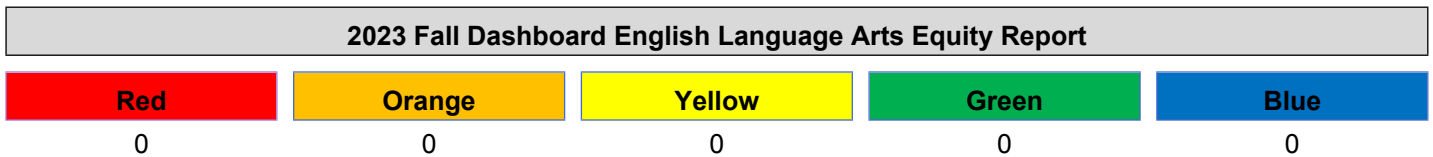
The 2023 California School Dashboard provides parents and educators with meaningful information on school and district progress so they can participate in decisions to improve student learning.

The California School Dashboard goes beyond test scores alone to provide a more complete picture of how schools and districts are meeting the needs of all students. To help parents and educators identify strengths and areas for improvement, California reports how districts, schools (including alternative schools), and student groups are performing across state and local measures.

Performance on state measures, using comparable statewide data, is represented by one of five colors. The performance level (color) is not included when there are fewer than 30 students in any year. This is represented using a greyed out color dial with the words “No Performance Color.”









This section provides number of student groups in each level.



This section provides information about students completing high school, which includes students who receive a standard high school diploma.

2023 Fall Dashboard Graduation Rate for All Students/Student Group		
<b>All Students</b>	<b>English Learners</b>	<b>Foster Youth</b>
73.3% graduated Decreased Significantly -19.3  15 Students	Less than 11 Students  6 Students	Less than 11 Students  1 Student
<b>Homeless</b>	<b>Socioeconomically Disadvantaged</b>	<b>Students with Disabilities</b>
Less than 11 Students  1 Student	71.4% graduated Decreased Significantly -20.6  14 Students	Less than 11 Students  4 Students

**2023 Fall Dashboard Graduation Rate by Race/Ethnicity**

African American	American Indian	Asian	Filipino
 No Performance Color 0 Students	 No Performance Color 0 Students	 No Performance Color 0 Students	 No Performance Color 0 Students
Hispanic	Two or More Races	Pacific Islander	White
<div style="background-color: #e1eef6; padding: 2px;">76.9% graduated</div> Decreased Significantly - 14.7 13 Students	 No Performance Color 0 Students	 No Performance Color 0 Students	Less than 11 Students 2 Students

**Conclusions based on this data:**

1. Completion of CAHS requirements and graduation rate for this program is very high.

# School and Student Performance Data

## Conditions & Climate Suspension Rate

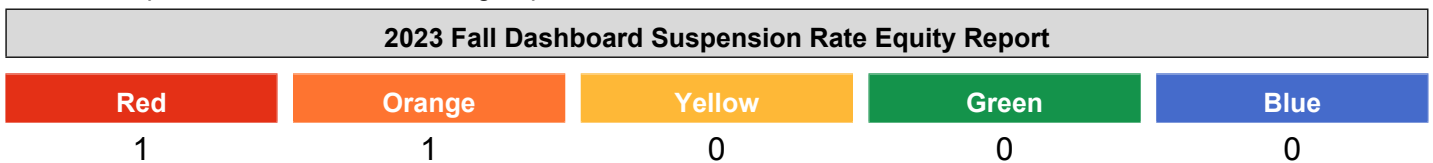
The 2023 California School Dashboard provides parents and educators with meaningful information on school and district progress so they can participate in decisions to improve student learning.

The California School Dashboard goes beyond test scores alone to provide a more complete picture of how schools and districts are meeting the needs of all students. To help parents and educators identify strengths and areas for improvement, California reports how districts, schools (including alternative schools), and student groups are performing across state and local measures.

Performance on state measures, using comparable statewide data, is represented by one of five colors. The performance level (color) is not included when there are fewer than 30 students in any year. This is represented using a greyed out color dial with the words “No Performance Color.”



This section provides number of student groups in each level.









This section provides information about the percentage of students in kindergarten through grade 12 who have been suspended at least once in a given school year. Students who are suspended multiple times are only counted once.

2023 Fall Dashboard Suspension Rate for All Students/Student Group		
<p><b>All Students</b></p> <p>Red</p> <p>15% suspended at least one day</p> <p>Increased 1.4 40 Students</p>	<p><b>English Learners</b></p> <p>14.3% suspended at least one day</p> <p>Increased 6.6 14 Students</p>	<p><b>Foster Youth</b></p> <p>No Performance Color</p> <p>0 Students</p>
<p><b>Homeless</b></p> <p>Less than 11 Students 5 Students</p>	<p><b>Socioeconomically Disadvantaged</b></p> <p>Orange</p> <p>15.2% suspended at least one day</p> <p>Declined -0.6 33 Students</p>	<p><b>Students with Disabilities</b></p> <p>Less than 11 Students 9 Students</p>



**2023 Fall Dashboard Suspension Rate by Race/Ethnicity**

African American	American Indian	Asian	Filipino
 No Performance Color 0 Students	 No Performance Color 0 Students	 No Performance Color 0 Students	 No Performance Color 0 Students
Hispanic	Two or More Races	Pacific Islander	White
 Red 16.1% suspended at least one day Increased 5.6 31 Students	Less than 11 Students 2 Students	 No Performance Color 0 Students	Less than 11 Students 7 Students

**Conclusions based on this data:**

1. Colusa Alternative High School 2023 Dashboard results indicate a Low Performance Level (Red) for the category of Suspension Rate.
2. Our Hispanic subgroup for our Colusa Alternative High School 2023 Dashboard results indicate a Low Performance Level (Red) for the category of Suspension Rate.
3. Colusa Unified School District's tiered system of intervention is a vital approach to alternative means of correction. Suite360 intervention is utilized as an alternative to suspension while striving to educate and reduce behavioral incidents.

# Goals, Strategies, & Proposed Expenditures

Complete a copy of the following table for each of the school's goals. Duplicate the table as needed.

## Goal Subject

Increased access to extended school day for all students at Colusa Alternative High School.

## LEA/LCAP Goal

Improve student outcomes for all students, in all grades, and in all academic content areas.

## Goal 1

After determining the needs of our school through the School Site Council, English Language Advisory Committee, and other community members, it has been determined that there is need for academic intervention services for all students. The goal is to improve access to to extended day opportunities for all students if needed.

## Identified Need

Increased student achievement and academic support for students at all grade levels.

## Annual Measurable Outcomes

Metric/Indicator	Baseline/Actual Outcome	Expected Outcome
extended day services offered to all students at Colusa Alternative High School.	extended day support sessions implemented during the 2022-23 school year.	Increased student achievement/less remediation in all courses.

Complete a copy of the Strategy/Activity table for each of the school's strategies/activities. Duplicate the table, including Proposed Expenditures, as needed.

## Strategy/Activity 1

### Students to be Served by this Strategy/Activity

(Identify either All Students or one or more specific student groups)

All students at Colusa Alternative High School will have access to increased extended day services during the 2023-24 school year.

### Strategy/Activity

Extended day support sessions implemented during the 2021-22 school year.

### Proposed Expenditures for this Strategy/Activity

List the amount(s) and funding source(s) for the proposed expenditures. Specify the funding source(s) using one or more of the following: LCFF, Federal (if Federal identify the Title and Part, as applicable), Other State, and/or Local.

Amount(s)	Source(s)
-----------	-----------

0

## Strategy/Activity 2

### Students to be Served by this Strategy/Activity

(Identify either All Students or one or more specific student groups)

All students at Colusa Alternative High School will have access to increased day as needed.

### Strategy/Activity

Attendance sheets will be evaluated by administration to see if students are utilizing the tutoring services.

### Proposed Expenditures for this Strategy/Activity

List the amount(s) and funding source(s) for the proposed expenditures. Specify the funding source(s) using one or more of the following: LCFF, Federal (if Federal identify the Title and Part, as applicable), Other State, and/or Local.

Amount(s)

Source(s)

0

## Strategy/Activity 3

### Students to be Served by this Strategy/Activity

(Identify either All Students or one or more specific student groups)

Access to extended school day as needed

### Strategy/Activity

Student information systems will be evaluated by administration to see if student achievement is increasing in all courses.

### Proposed Expenditures for this Strategy/Activity

List the amount(s) and funding source(s) for the proposed expenditures. Specify the funding source(s) using one or more of the following: LCFF, Federal (if Federal identify the Title and Part, as applicable), Other State, and/or Local.

Amount(s)

Source(s)

0

## Strategy/Activity 4

### Students to be Served by this Strategy/Activity

(Identify either All Students or one or more specific student groups)

### Strategy/Activity

### Proposed Expenditures for this Strategy/Activity

List the amount(s) and funding source(s) for the proposed expenditures. Specify the funding source(s) using one or more of the following: LCFF, Federal (if Federal identify the Title and Part, as applicable), Other State, and/or Local.

0

## Annual Review

### SPSA Year Reviewed: 2022-23

Respond to the following prompts relative to this goal. If the school is in the first year of implementing the goal, an analysis is not required and this section may be deleted.

## ANALYSIS

Describe the overall implementation of the strategies/activities and the overall effectiveness of the strategies/activities to achieve the articulated goal.

Seniors receive additional support and needs are met by a case by case basis

Briefly describe any major differences between the intended implementation and/or the budgeted expenditures to implement the strategies/activities to meet the articulated goal.

Describe any changes that will be made to this goal, the annual outcomes, metrics, or strategies/activities to achieve this goal as a result of this analysis. Identify where those changes can be found in the SPSA.

# Goals, Strategies, & Proposed Expenditures

Complete a copy of the following table for each of the school's goals. Duplicate the table as needed.

## Goal Subject

Increase diverse course offerings at Colusa Alternative High School.

## LEA/LCAP Goal

Engage parents, students, community organizations, businesses, and higher learning institutions in the development of meaningful partnerships to support student learning.

## Goal 2

Implement additional course offerings in the master schedule.

## Identified Need

Increase college and career readiness opportunities for all students at Colusa Alternative High School.

## Annual Measurable Outcomes

Metric/Indicator	Baseline/Actual Outcome	Expected Outcome
Increased diverse course offerings at Colusa Alternative High School.	Expanded course offerings were provided in the 2023-24 school year with a designated visual and performing arts class/fine arts as well as a designated period with an ELA/drama teacher.	Increased college and career readiness for graduating seniors at Colusa Alternative High School.

Complete a copy of the Strategy/Activity table for each of the school's strategies/activities. Duplicate the table, including Proposed Expenditures, as needed.

## Strategy/Activity 1

### Students to be Served by this Strategy/Activity

(Identify either All Students or one or more specific student groups)

All students will have access to increased course offerings at Colusa Alternative High School.

### Strategy/Activity

Implement an online academic program to increase course offerings at Colusa Alternative High School.

### Proposed Expenditures for this Strategy/Activity

List the amount(s) and funding source(s) for the proposed expenditures. Specify the funding source(s) using one or more of the following: LCFF, Federal (if Federal identify the Title and Part, as applicable), Other State, and/or Local.

Amount(s)

Source(s)

0

### Strategy/Activity 2

#### Students to be Served by this Strategy/Activity

(Identify either All Students or one or more specific student groups)

Strategy/Activity

#### Proposed Expenditures for this Strategy/Activity

List the amount(s) and funding source(s) for the proposed expenditures. Specify the funding source(s) using one or more of the following: LCFF, Federal (if Federal identify the Title and Part, as applicable), Other State, and/or Local.

0

### Strategy/Activity 3

#### Students to be Served by this Strategy/Activity

(Identify either All Students or one or more specific student groups)

Strategy/Activity

#### Proposed Expenditures for this Strategy/Activity

List the amount(s) and funding source(s) for the proposed expenditures. Specify the funding source(s) using one or more of the following: LCFF, Federal (if Federal identify the Title and Part, as applicable), Other State, and/or Local.

0

## Annual Review

### SPSA Year Reviewed: 2022-23

Respond to the following prompts relative to this goal. If the school is in the first year of implementing the goal, an analysis is not required and this section may be deleted.

### ANALYSIS

Describe the overall implementation of the strategies/activities and the overall effectiveness of the strategies/activities to achieve the articulated goal.

Thematic ELA, ART and Social Studies units have been created as additional options to increase interest and individualized learning for students.

Briefly describe any major differences between the intended implementation and/or the budgeted expenditures to implement the strategies/activities to meet the articulated goal.

Describe any changes that will be made to this goal, the annual outcomes, metrics, or strategies/activities to achieve this goal as a result of this analysis. Identify where those changes can be found in the SPSA.

# Goals, Strategies, & Proposed Expenditures

Complete a copy of the following table for each of the school's goals. Duplicate the table as needed.

## Goal Subject

Improve culture and atmosphere in our school and improve communication between students and all community members.

## LEA/LCAP Goal

Create safe, welcoming learning environments that support the social emotional development of all students and increase school connectedness among students and families.

## Goal 3

Create a Student Climate Survey to improve the atmosphere in our school and improve communication between students and community members.

## Identified Need

Colusa Alternative High School strives to create a welcoming environment where all students are safe and eager to learn. We believe educating the 'whole' student is essential in creating a learning environment where all students can succeed.

Colusa Alternative High School 2023 Dashboard results indicate a Low Performance Level (Red) for the category of Suspension Rate. Our Hispanic subgroup for our Colusa Alternative High School 2023 Dashboard results indicate a Low Performance Level (Red) for the category of Suspension Rate. Colusa Unified School District's tiered system of intervention is a vital approach to alternative means of correction. Suite360 intervention is utilized an alternative to suspension while striving to educate and reduce behavioral incidents.

## Annual Measurable Outcomes

Metric/Indicator	Baseline/Actual Outcome	Expected Outcome
Student engagement.	All students participate in an annual Student Climate Survey.	All students will have their social emotional and learning needs met.
Suspension Rate	Suspension Rate- for Hispanic Students at Colusa Alternative High School. Subgroup Hispanic or Latino suspension rate is 16%	Alternative means of discipline, parent conferences, Redhawk reflection, Saturday school. Reduce the suspension rate for the Hispanic or Latino subgroup by 10%

Complete a copy of the Strategy/Activity table for each of the school's strategies/activities. Duplicate the table, including Proposed Expenditures, as needed.

## Strategy/Activity 1

### Students to be Served by this Strategy/Activity

(Identify either All Students or one or more specific student groups)



All Colusa Alternative High School students will participate in a Student Climate Survey during the 2023-24 school year.

Strategy/Activity

In collaboration with the School Site Council and students at Colusa Alternative High School, a Student Climate Survey will be created and proctored during the 2023-24 school year. This survey will increase communication between students, parents, and other district community members to meet students' social-emotional and academic learning needs.

**Proposed Expenditures for this Strategy/Activity**

List the amount(s) and funding source(s) for the proposed expenditures. Specify the funding source(s) using one or more of the following: LCFF, Federal (if Federal identify the Title and Part, as applicable), Other State, and/or Local.

Amount(s)	Source(s)
0	

**Strategy/Activity 2**

**Students to be Served by this Strategy/Activity**

(Identify either All Students or one or more specific student groups)

Strategy/Activity

**Proposed Expenditures for this Strategy/Activity**

List the amount(s) and funding source(s) for the proposed expenditures. Specify the funding source(s) using one or more of the following: LCFF, Federal (if Federal identify the Title and Part, as applicable), Other State, and/or Local.

Amount(s)	Source(s)
0	

# Annual Review

**SPSA Year Reviewed: 2022-23**

Respond to the following prompts relative to this goal. If the school is in the first year of implementing the goal, an analysis is not required and this section may be deleted.

## ANALYSIS

Describe the overall implementation of the strategies/activities and the overall effectiveness of the strategies/activities to achieve the articulated goal.

Increased interaction with our principal has been established in an academic format.

Briefly describe any major differences between the intended implementation and/or the budgeted expenditures to implement the strategies/activities to meet the articulated goal.

Describe any changes that will be made to this goal, the annual outcomes, metrics, or strategies/activities to achieve this goal as a result of this analysis. Identify where those changes can be found in the SPSA.

# Budget Summary

Complete the table below. Schools may include additional information. Adjust the table as needed. The Budget Summary is required for schools funded through the ConApp, and/or that receive funds from the LEA for Comprehensive Support and Improvement (CSI).

## Budget Summary

Description	Amount
Total Funds Provided to the School Through the Consolidated Application	\$
Total Federal Funds Provided to the School from the LEA for CSI	\$
Total Funds Budgeted for Strategies to Meet the Goals in the SPSA	\$0.00

## Other Federal, State, and Local Funds

List the additional Federal programs that the school is including in the schoolwide program. Adjust the table as needed. If the school is not operating a Title I schoolwide program this section is not applicable and may be deleted.

Federal Programs	Allocation (\$)
------------------	-----------------

Subtotal of additional federal funds included for this school: \$

List the State and local programs that the school is including in the schoolwide program. Duplicate the table as needed.

State or Local Programs	Allocation (\$)
	\$0.00

Subtotal of state or local funds included for this school: \$0.00

Total of federal, state, and/or local funds for this school: \$0.00

# Budgeted Funds and Expenditures in this Plan

The tables below are provided to help the school track expenditures as they relate to funds budgeted to the school.

## Funds Budgeted to the School by Funding Source

Funding Source	Amount	Balance
None Specified		
None Specified		

## Expenditures by Funding Source

Funding Source	Amount
	0.00

## Expenditures by Budget Reference

Budget Reference	Amount
	0.00

## Expenditures by Budget Reference and Funding Source

Budget Reference	Funding Source	Amount
		0.00

## Expenditures by Goal

Goal Number	Total Expenditures
Goal 1	0.00
Goal 2	0.00
Goal 3	0.00

# School Site Council Membership

California Education Code describes the required composition of the School Site Council (SSC). The SSC shall be composed of the principal and representatives of: teachers selected by teachers at the school; other school personnel selected by other school personnel at the school; parents of pupils attending the school selected by such parents; and, in secondary schools, pupils selected by pupils attending the school. The current make-up of the SSC is as follows:

- 1 School Principal
- 3 Classroom Teachers
- 2 Other School Staff
- 3 Parent or Community Members
- 3 Secondary Students

Name of Members	Role
David Johnstone	Principal
Meghan Burke	Other School Staff
Rodolfo Heredia	Classroom Teacher
Tina Lyons	Classroom Teacher
Lorie Meyers	Other School Staff
Edwin Fierros	Secondary Student
Shannon Moss	Parent or Community Member
Cindy Cerney	Parent or Community Member
Melisa Michalk	Classroom Teacher
Erin Kalfsbeek	Parent or Community Member
Emily Johnson	Parent or Community Member Secondary Student
Jennifer Garcia	Secondary Student
Jessie Proctor	Other School Staff

At elementary schools, the school site council must be constituted to ensure parity between (a) the principal, classroom teachers, and other school personnel, and (b) parents of students attending the school or other community members. Classroom teachers must comprise a majority of persons represented under section (a). At secondary schools there must be, in addition, equal numbers of parents or other community members selected by parents, and students. Members must be selected by their peer group.

# Recommendations and Assurances

The School Site Council (SSC) recommends this school plan and proposed expenditures to the district governing board for approval and assures the board of the following:

The SSC is correctly constituted and was formed in accordance with district governing board policy and state law.

The SSC reviewed its responsibilities under state law and district governing board policies, including those board policies relating to material changes in the School Plan for Student Achievement (SPSA) requiring board approval.

The SSC sought and considered all recommendations from the following groups or committees before adopting this plan:

**Signature**

**Committee or Advisory Group Name**



English Learner Advisory Committee

The SSC reviewed the content requirements for school plans of programs included in this SPSA and believes all such content requirements have been met, including those found in district governing board policies and in the local educational agency plan.

This SPSA is based on a thorough analysis of student academic performance. The actions proposed herein form a sound, comprehensive, coordinated plan to reach stated school goals to improve student academic performance.

This SPSA was adopted by the SSC at a public meeting on 4/30/2024.

Attested:



Principal, David Johnstone on 4/30/2024

Lorie Meyers

SSC Chairperson, Lorie Meyers on 4/30/2024

# Instructions

The School Plan for Student Achievement (SPSA) is a strategic plan that maximizes the resources available to the school while minimizing duplication of effort with the ultimate goal of increasing student achievement. SPSA development should be aligned with and inform the Local Control and Accountability Plan process.

The SPSA consolidates all school-level planning efforts into one plan for programs funded through the consolidated application (ConApp), and for federal school improvement programs, including schoolwide programs, Comprehensive Support and Improvement (CSI), Targeted Support and Improvement (TSI), and Additional Targeted Support and Improvement (ATSI), pursuant to California Education Code (EC) Section 64001 and the Elementary and Secondary Education Act as amended by the Every Student Succeeds Act (ESSA). This template is designed to meet schoolwide program planning requirements. It also notes how to meet CSI, TSI, or ATSI requirements, as applicable.

California's ESSA State Plan supports the state's approach to improving student group performance through the utilization of federal resources. Schools use the SPSA to document their approach to maximizing the impact of federal investments in support of underserved students. The implementation of ESSA in California presents an opportunity for schools to innovate with their federally-funded programs and align them with the priority goals of the school and the LEA that are being realized under the state's Local Control Funding Formula (LCFF).

The LCFF provides schools and LEAs flexibility to design programs and provide services that meet the needs of students in order to achieve readiness for college, career, and lifelong learning. The SPSA planning process supports continuous cycles of action, reflection, and improvement. Consistent with EC 65001, the Schoolsite Council (SSC) is required to develop and annually review the SPSA, establish an annual budget, and make modifications to the plan that reflect changing needs and priorities, as applicable.

For questions related to specific sections of the template, please see instructions below:

## Instructions: Linked Table of Contents

**The SPSA template meets the requirements of schoolwide planning (SWP). Each section also contains a notation of how to meet CSI, TSI, or ATSI requirements.**

[Educational Partner Involvement](#)

[Goals, Strategies, & Proposed Expenditures](#)

[Planned Strategies/Activities](#)

[Annual Review and Update](#)

[Budget Summary](#)

[Appendix A: Plan Requirements for Title I Schoolwide Programs](#)

[Appendix B: Plan Requirements for Schools to Meet Federal School Improvement Planning Requirements](#)

[Appendix C: Select State and Federal Programs](#)

For additional questions or technical assistance related to LEA and school planning, please contact the Local Agency Systems Support Office, at [LCFF@cde.ca.gov](mailto:LCFF@cde.ca.gov).

For programmatic or policy questions regarding Title I schoolwide planning, please contact the local educational agency, or the CDE's Title I Policy and Program Guidance Office at [TITLEI@cde.ca.gov](mailto:TITLEI@cde.ca.gov).

For questions or technical assistance related to meeting federal school improvement planning requirements (for CSI, TSI, and ATSI), please contact the CDE's School Improvement and Support Office at [SISO@cde.ca.gov](mailto:SISO@cde.ca.gov).

## **Purpose and Description**

Schools identified for Comprehensive Support and Improvement (CSI), Targeted Support and Improvement (TSI), or Additional Targeted Support and Improvement (ATSI) must respond to the following prompts. A school that has not been identified for CSI, TSI, or ATSI may delete the Purpose and Description prompts.

### **Purpose**

Briefly describe the purpose of this plan by selecting from Schoolwide Program, Comprehensive Support and Improvement, Targeted Support and Improvement, or Additional Targeted Support and Improvement)

### **Description**

Briefly describe the school's plan for effectively meeting ESSA requirements in alignment with the Local Control and Accountability Plan and other federal, state, and local programs.

## **Educational Partner Involvement**

Meaningful involvement of parents, students, and other Educational Partners is critical to the development of the SPSA and the budget process. Schools must share the SPSA with school site-level advisory groups, as applicable (e.g., English Learner Advisory committee, student advisory groups, tribes and tribal organizations present in the community, as appropriate, etc.) and seek input from these advisory groups in the development of the SPSA.

The Educational Partners Engagement process is an ongoing, annual process. Describe the process used to involve advisory committees, parents, students, school faculty and staff, and the community in the development of the SPSA and the annual review and update.

*[This section meets the requirements for TSI and ATSI.]*

*[When completing this section for CSI, the LEA shall partner with the school in the development and implementation of this plan.]*

## **Resource Inequities**

Schools eligible for CSI or ATSI must identify resource inequities, which may include a review of LEA- and school-level budgeting as a part of the required needs assessment. Identified resource inequities must be addressed through implementation of the CSI or ATSI plan. Briefly identify and describe any resource inequities identified as a result of the required needs assessment and summarize how the identified resource inequities are addressed in the SPSA.

*[This section meets the requirements for CSI and ATSI. If the school is not identified for CSI or ATSI this section is not applicable and may be deleted.]*



# Goals, Strategies, Expenditures, & Annual Review

In this section a school provides a description of the annual goals to be achieved by the school. This section also includes descriptions of the specific planned strategies/activities a school will take to meet the identified goals, and a description of the expenditures required to implement the specific strategies and activities.

## Goal

State the goal. A goal is a broad statement that describes the desired result to which all strategies/activities are directed. A goal answers the question: What is the school seeking to achieve?

It can be helpful to use a framework for writing goals such as the S.M.A.R.T. approach. A S.M.A.R.T. goal is one that is **S**pecific, **M**easurable, **A**chievable, **R**ealistic, and **T**ime-bound. A level of specificity is needed in order to measure performance relative to the goal as well as to assess whether it is reasonably achievable. Including time constraints, such as milestone dates, ensures a realistic approach that supports student success.

A school may number the goals using the “Goal #” for ease of reference.

*[When completing this section for CSI, TSI, and ATSI, improvement goals shall align to the goals, actions, and services in the LEA LCAP.]*

## Identified Need

Describe the basis for establishing the goal. The goal should be based upon an analysis of verifiable state data, including local and state indicator data from the California School Dashboard (Dashboard) and data from the School Accountability Report Card, including local data voluntarily collected by districts to measure pupil achievement.

*[Completing this section fully addresses all relevant federal planning requirements]*

## Annual Measurable Outcomes

Identify the metric(s) and/or state indicator(s) that the school will use as a means of evaluating progress toward accomplishing the goal. A school may identify metrics for specific student groups. Include in the baseline column the most recent data associated with the metric or indicator available at the time of adoption of the SPSA. The most recent data associated with a metric or indicator includes data reported in the annual update of the SPSA. In the subsequent Expected Outcome column, identify the progress the school intends to make in the coming year.

*[When completing this section for CSI the school must include school-level metrics related to the metrics that led to the school’s identification.]*

*[When completing this section for TSI/ATSI the school must include metrics related to the specific student group(s) that led to the school’s identification.]*

## Strategies/Activities

Describe the strategies and activities being provided to meet the described goal. A school may number the strategy/activity using the “Strategy/Activity #” for ease of reference.

Planned strategies/activities address the findings of the needs assessment consistent with state priorities and resource inequities, which may have been identified through a review of the local educational agency’s budgeting, its local control and accountability plan, and school-level budgeting, if applicable.

*[When completing this section for CSI, TSI, and ATSI, this plan shall include evidence-based interventions and align to the goals, actions, and services in the LEA LCAP.]*

*[When completing this section for CSI and ATSI, this plan shall address through implementation, identified resource inequities, which may have been identified through a review of LEA- and school-level budgeting.]*

## **Students to be Served by this Strategy/Activity**

Indicate in this box which students will benefit from the strategies/activities by indicating “All Students” or listing one or more specific student group(s) to be served.

*[This section meets the requirements for CSI.]*

*[When completing this section for TSI and ATSI, at a minimum, the student groups to be served shall include the student groups that are consistently underperforming, for which the school received the TSI or ATSI designation. For TSI, a school may focus on all students or the student group(s) that led to identification based on the evidence-based interventions selected.]*

## **Proposed Expenditures for this Strategy/Activity**

For each strategy/activity, list the amount(s) and funding source(s) for the proposed expenditures for the school year to implement these strategies/activities. Specify the funding source(s) using one or more of the following: LCFF, Federal (if Federal, identify the Title and Part, as applicable), Other State, and/or Local.

Proposed expenditures that are included more than once in a SPSA should be indicated as a duplicated expenditure and include a reference to the goal and strategy/activity where the expenditure first appears in the SPSA. Pursuant to Education Code, Section 64001(g)(3)(C), proposed expenditures, based on the projected resource allocation from the governing board or governing body of the LEA, to address the findings of the needs assessment consistent with the state priorities including identifying resource inequities which may include a review of the LEA’s budgeting, its LCAP, and school-level budgeting, if applicable.

*[This section meets the requirements for CSI, TSI, and ATSI.]*

*[NOTE: Federal funds for CSI shall not be used in schools identified for TSI or ATSI. In addition, funds for CSI shall not be used to hire additional permanent staff.]*

## **Annual Review**

In the following Analysis prompts, identify any material differences between what was planned and what actually occurred as well as significant changes in strategies/activities and/ or expenditures from the prior year. This annual review and analysis should be the basis for decision-making and updates to the plan.

## Analysis

Using actual outcome data, including state indicator data from the Dashboard, analyze whether the planned strategies/activities were effective in achieving the goal. Respond to the prompts as instructed. Respond to the following prompts relative to this goal. If the school is in the first year of implementing the goal the Annual Review section is not required and this section may be deleted.

- Describe the overall implementation of the strategies/activities and the overall effectiveness of the strategies/activities to achieve the articulated goal.
- Briefly describe any major differences between either/or the intended implementation or the budgeted expenditures to implement the strategies/activities to meet the articulated goal.
- Describe any changes that will be made to the goal, expected annual measurable outcomes, metrics/indicators, or strategies/activities to achieve this goal as a result of this analysis and analysis of the data provided in the Dashboard, as applicable. Identify where those changes can be found in the SPSA.

*[When completing this section for CSI, TSI, or ATSI, any changes made to the goals, annual measurable outcomes, metrics/indicators, or strategies/activities, shall meet the CSI, TSI, or ATSI planning requirements. CSI, TSI, and ATSI planning requirements are listed under each section of the Instructions. For example, as a result of the Annual Review and Update, if changes are made to a goal(s), see the Goal section for CSI, TSI, and ATSI planning requirements.]*

## Budget Summary

In this section a school provides a brief summary of the funding allocated to the school through the ConApp and/or other funding sources as well as the total amount of funds for proposed expenditures described in the SPSA. The Budget Summary is required for schools funded through the ConApp and that receive federal funds for CSI. If the school is not operating a Title I schoolwide program this section is not applicable and may be deleted.

*From its total allocation for CSI, the LEA may distribute funds across its schools that meet the criteria for CSI to support implementation of this plan. In addition, the LEA may retain a portion of its total allocation to support LEA-level expenditures that are directly related to serving schools eligible for CSI.*

## Budget Summary

A school receiving funds allocated through the ConApp should complete the Budget Summary as follows:

- Total Funds Provided to the School Through the Consolidated Application: This amount is the total amount of funding provided to the school through the ConApp for the school year. The school year means the fiscal year for which a SPSA is adopted or updated.
- Total Funds Budgeted for Strategies to Meet the Goals in the SPSA: This amount is the total of the proposed expenditures from all sources of funds associated with the strategies/activities reflected in the SPSA. To the extent strategies/activities and/or proposed expenditures are listed in the SPSA under more than one goal, the expenditures should be counted only once.

A school receiving federal funds for CSI should complete the Budget Summary as follows:

- Total Federal Funds Provided to the School from the LEA for CSI: This amount is the total amount of funding provided to the school from the LEA.

*[NOTE: Federal funds for CSI shall not be used in schools eligible for TSI or ATSI. In addition, funds for CSI shall not be used to hire additional permanent staff.]*

# Appendix A: Plan Requirements

## Schoolwide Program Requirements

This School Plan for Student Achievement (SPSA) template meets the requirements of a schoolwide program plan. The requirements below are for planning reference.

A school that operates a schoolwide program and receives funds allocated through the ConApp is required to develop a SPSA. The SPSA, including proposed expenditures of funds allocated to the school through the ConApp, must be reviewed annually and updated by the SSC. The content of a SPSA must be aligned with school goals for improving student achievement.

### Requirements for Development of the Plan

- I. The development of the SPSA shall include both of the following actions:
  - A. Administration of a comprehensive needs assessment that forms the basis of the school's goals contained in the SPSA.
    1. The comprehensive needs assessment of the entire school shall:
      - a. Include an analysis of verifiable state data, consistent with all state priorities as noted in Sections 52060 and 52066, and informed by all indicators described in Section 1111(c)(4)(B) of the federal Every Student Succeeds Act, including pupil performance against state-determined long-term goals. The school may include data voluntarily developed by districts to measure pupil outcomes (described in the Identified Need); and
      - b. Be based on academic achievement information about all students in the school, including all groups under §200.13(b)(7) and migratory children as defined in section 1309(2) of the ESEA, relative to the State's academic standards under §200.1 to—
        - i. Help the school understand the subjects and skills for which teaching and learning need to be improved; and
        - ii. Identify the specific academic needs of students and groups of students who are not yet achieving the State's academic standards; and
        - iii. Assess the needs of the school relative to each of the components of the schoolwide program under §200.28.
        - iv. Develop the comprehensive needs assessment with the participation of individuals who will carry out the schoolwide program plan.
        - v. Document how it conducted the needs assessment, the results it obtained, and the conclusions it drew from those results.
  - B. Identification of the process for evaluating and monitoring the implementation of the SPSA and progress towards accomplishing the goals set forth in the SPSA (described in the Expected Annual Measurable Outcomes and Annual Review and Update).

### Requirements for the Plan

- II. The SPSA shall include the following:
  - A. Goals set to improve pupil outcomes, including addressing the needs of student groups as identified through the needs assessment.

- B. Evidence-based strategies, actions, or services (described in Strategies and Activities)
1. A description of the strategies that the school will be implementing to address school needs, including a description of how such strategies will--
    - a. provide opportunities for all children including each of the subgroups of students to meet the challenging state academic standards
    - b. use methods and instructional strategies that:
      - i. strengthen the academic program in the school,
      - ii. increase the amount and quality of learning time, and
      - iii. provide an enriched and accelerated curriculum, which may include programs, activities, and courses necessary to provide a well-rounded education.
    - c. Address the needs of all children in the school, but particularly the needs of those at risk of not meeting the challenging State academic standards, so that all students demonstrate at least proficiency on the State's academic standards through activities which may include:
      - i. strategies to improve students' skills outside the academic subject areas;
      - ii. preparation for and awareness of opportunities for postsecondary education and the workforce;
      - iii. implementation of a schoolwide tiered model to prevent and address problem behavior;
      - iv. professional development and other activities for teachers, paraprofessionals, and other school personnel to improve instruction and use of data; and
      - v. strategies for assisting preschool children in the transition from early childhood education programs to local elementary school programs.
- C. Proposed expenditures, based on the projected resource allocation from the governing board or body of the local educational agency (may include funds allocated via the ConApp, federal funds for CSI, any other state or local funds allocated to the school), to address the findings of the needs assessment consistent with the state priorities, including identifying resource inequities, which may include a review of the LEAs budgeting, it's LCAP, and school-level budgeting, if applicable (described in Proposed Expenditures and Budget Summary). Employees of the schoolwide program may be deemed funded by a single cost objective.
- D. A description of how the school will determine if school needs have been met (described in the Expected Annual Measurable Outcomes and the Annual Review and Update).
1. Annually evaluate the implementation of, and results achieved by, the schoolwide program, using data from the State's annual assessments and other indicators of academic achievement;
  2. Determine whether the schoolwide program has been effective in increasing the achievement of students in meeting the State's academic standards, particularly for those students who had been furthest from achieving the standards; and
  3. Revise the plan, as necessary, based on the results of the evaluation, to ensure continuous improvement of students in the schoolwide program.

- E. A description of how the school will ensure parental involvement in the planning, review, and improvement of the schoolwide program plan (described in Educational Partner Involvement and/or Strategies/Activities).
- F. A description of the activities the school will include to ensure that students who experience difficulty attaining proficient or advanced levels of academic achievement standards will be provided with effective, timely additional support, including measures to
  - 1. Ensure that those students' difficulties are identified on a timely basis; and
  - 2. Provide sufficient information on which to base effective assistance to those students.
- G. For an elementary school, a description of how the school will assist preschool students in the successful transition from early childhood programs to the school.
- H. A description of how the school will use resources to carry out these components (described in the Proposed Expenditures for Strategies/Activities).
- I. A description of any other activities and objectives as established by the SSC (described in the Strategies/Activities).

Authority Cited: S Title 34 of the Code of Federal Regulations (34 CFR), sections 200.25-26, and 200.29, and sections-1114(b)(7)(A)(i)-(iii) and 1118(b) of the ESEA. EC sections 6400 et. seq.

# Appendix B:

## Plan Requirements for School to Meet Federal School Improvement Planning Requirements

For questions or technical assistance related to meeting Federal School Improvement Planning Requirements, please contact the CDE's School Improvement and Support Office at [SISO@cde.ca.gov](mailto:SISO@cde.ca.gov).

### Comprehensive Support and Improvement

The LEA shall partner with Educational Partners (including principals and other school leaders, teachers, and parents) to locally develop and implement the CSI plan for the school to improve student outcomes, and specifically address the metrics that led to eligibility for CSI (Educational Partner Involvement).

The CSI plan shall:

1. Be informed by all state indicators, including student performance against state-determined long-term goals (Goal, Identified Need, Expected Annual Measurable Outcomes, Annual Review and Update, as applicable);
2. Include evidence-based interventions (Strategies/Activities, Annual Review and Update, as applicable) (For resources related to evidence-based interventions, see the U.S. Department of Education's "Using Evidence to Strengthen Education Investments" at <https://www2.ed.gov/policy/elsec/leg/essa/guidanceuseseseinvestment.pdf>);
3. Be based on a school-level needs assessment (Goal, Identified Need, Expected Annual Measurable Outcomes, Annual Review and Update, as applicable); and
4. Identify resource inequities, which may include a review of LEA- and school-level budgeting, to be addressed through implementation of the CSI plan (Goal, Identified Need, Expected Annual Measurable Outcomes, Planned Strategies/Activities; and Annual Review and Update, as applicable).

Authority Cited: Sections 1003(e)(1)(A), 1003(i), 1111(c)(4)(B), and 1111(d)(1) of the ESSA.

### Targeted Support and Improvement

In partnership with Educational Partners (including principals and other school leaders, teachers, and parents) the school shall develop and implement a school-level TSI plan to improve student outcomes for each subgroup of students that was the subject of identification (Educational Partner Involvement).

The TSI plan shall:

1. Be informed by all state indicators, including student performance against state-determined long-term goals (Goal, Identified Need, Expected Annual Measurable Outcomes, Annual Review and Update, as applicable); and
2. Include evidence-based interventions (Planned Strategies/Activities, Annual Review and Update, as applicable). (For resources related to evidence-based interventions, see the U.S. Department of Education's "Using Evidence to Strengthen Education Investments" <https://www2.ed.gov/policy/elsec/leg/essa/guidanceuseseseinvestment.pdf>.)

Authority Cited: Sections 1003(e)(1)(B), 1003(i), 1111(c)(4)(B) and 1111(d)(2) of the ESSA.



## **Additional Targeted Support and Improvement**

A school identified for ATSI shall:

1. Identify resource inequities, which may include a review of LEA- and school-level budgeting, which will be addressed through implementation of its TSI plan (Goal, Identified Need, Expected Annual Measurable Outcomes, Planned Strategies/Activities, and Annual Review and Update, as applicable).

Authority Cited: Sections 1003(e)(1)(B), 1003(i), 1111(c)(4)(B), and 1111(d)(2)(c) of the ESSA.

## **Single School Districts and Charter Schools Identified for School Improvement**

Single school districts (SSDs) or charter schools that are identified for CSI, TSI, or ATSI, shall develop a SPSA that addresses the applicable requirements above as a condition of receiving funds (EC Section 64001[a] as amended by Assembly Bill [AB] 716, effective January 1, 2019).

However, a SSD or a charter school may streamline the process by combining state and federal requirements into one document which may include the local control and accountability plan (LCAP) and all federal planning requirements, provided that the combined plan is able to demonstrate that the legal requirements for each of the plans is met (EC Section 52062[a] as amended by AB 716, effective January 1, 2019).

Planning requirements for single school districts and charter schools choosing to exercise this option are available in the LCAP Instructions.

Authority Cited: EC sections 52062(a) and 64001(a), both as amended by AB 716, effective January 1, 2019.

## Appendix C: Select State and Federal Programs

**For a list of active programs, please see the following links:**

Programs included on the Consolidated Application: <https://www.cde.ca.gov/fg/aa/co/>

ESSA Title I, Part A: School Improvement: <https://www.cde.ca.gov/sp/sw/t1/schoolsupport.asp>

Available Funding: <https://www.cde.ca.gov/fg/fo/af/>

Developed by the California Department of Education, January 2019